

All In Guiding Principles

Commitment to Building Dignity

Increase Sense of Ownership

Flexible & Adaptable School Facilities

School as a Joint Use Community Center

Provide Safe Schools

Foster Mentorship, Leadership & Reduce Achievement Gap

Provide for Student Well Being

**Providence
Schools**

PPSD Strategic Plan Goals

Ensuring Academic Achievement

Maximizing Learning Time

Growing a Strong Workforce

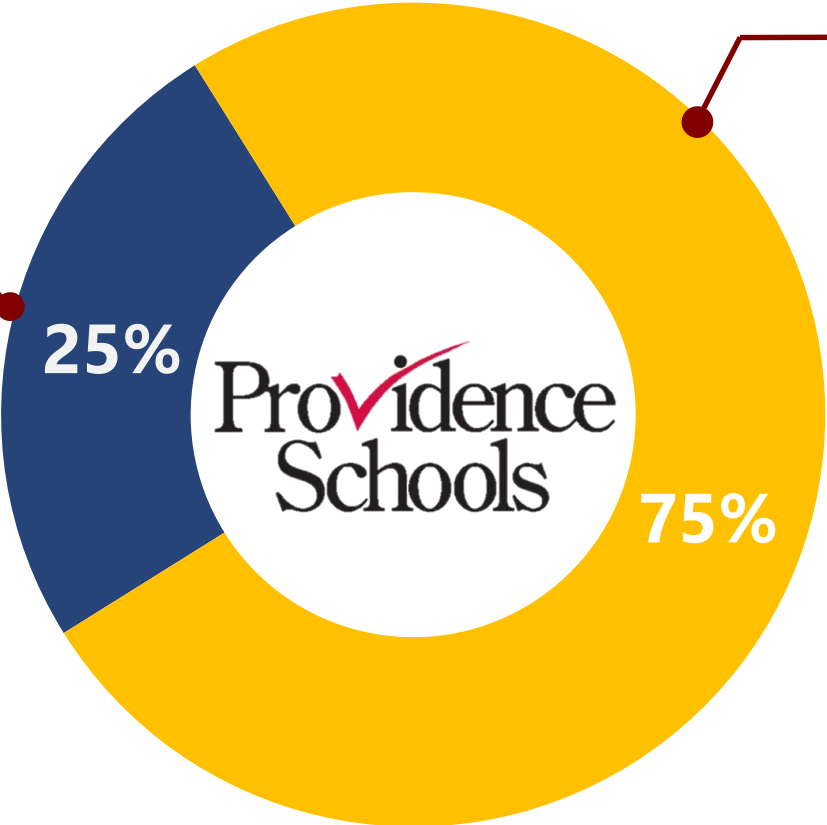
Allocating Resources Strategically

Providing Improved Service

Providence
Schools

Responsibly Innovative


**Student Centric
Innovations**



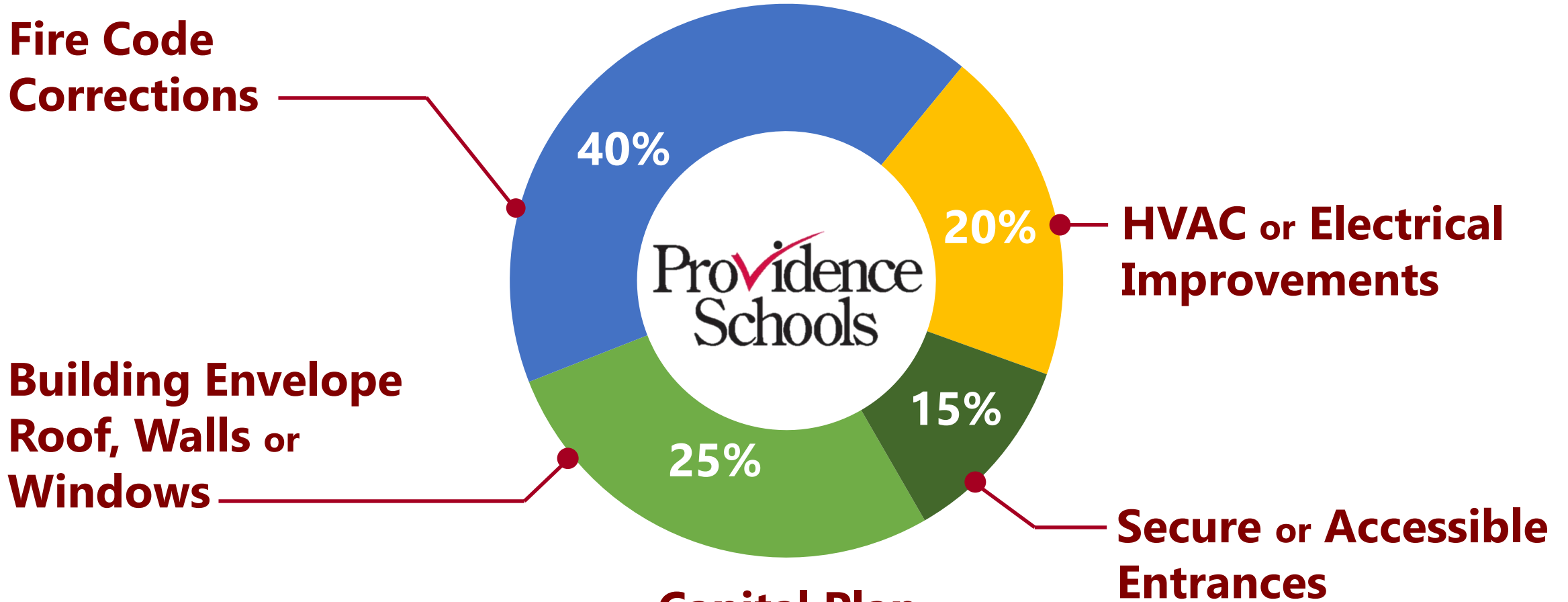
**Statutory &
Infrastructure
Improvements**

\$240 Million RIDE Stage II Application
2019 thru 2024

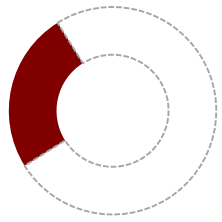




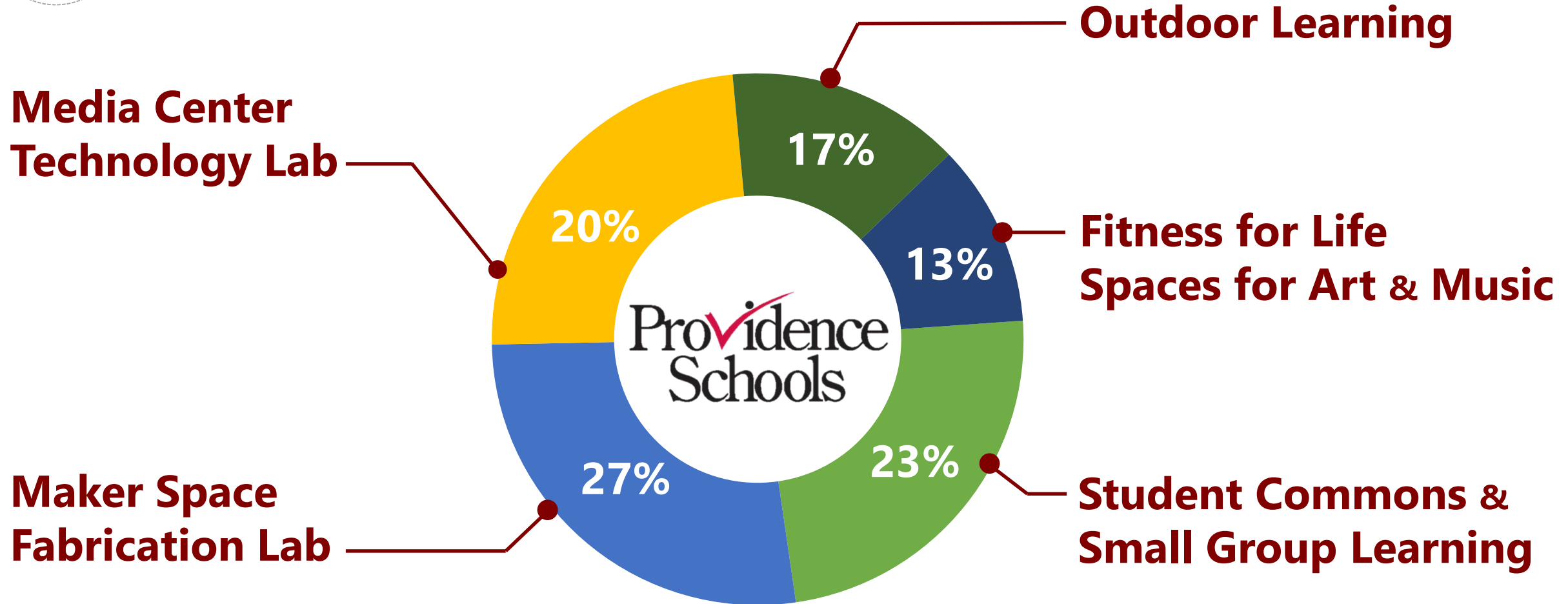
Statutory & Infrastructure Improvements



**Capital Plan
2019 thru 2024**



Student Centric Innovations



**Capital Plan
2019 thru 2024**

Proposed Scope of Work



Elementary Schools

Facility Condition Index Determined by the Jacobs Report. The higher the number the greater the need for work.		Statutory & Infrastructure Improvements				Student Centric Innovations				
		Fire Code Corrections	Building Envelope, Roof, Walls or Windows	HVAC or Electrical Improvements	Secure or Accessible Entrances	Media Center Technology Lab	Maker Space Fabrication Lab	Student Commons & Small Group Learning	Fitness for Life Spaces for Art & Music	Outdoor Learning
Bailey	27	0			0	0	0	0		
Carnevale	27	0			0	0	0			0
D'Abate	53		0	0	0	0				0
A Feinstein @ Broad	59	0	0	0	0		0			0
L Feinstein @ Sackett	36	0	0	0	0	0		0		
Fogarty	57		0	0	0	0	0			
Fortes	59	0	0	0	0	0	0			0
Gregorian	59	0	0	0	0		0			
Kennedy	47	0	0	0	0	0				
King	42	0	0	0	0	0	0		0	
Kizirian	41	0	0	0	0	0	0	0	0	
Lauro	54	0	0	0	0			0	0	
Leviton	19	0			0	0	0	0		
Lima	37	0	0	0	0	0	0			0
Messer	25	0	0		0		0			0
Pleasant View	64		0	0	0	0	0	0		
Reservoir	31	0		0	0	0		0		
Spaziano Annex	71		0	0	0	0	0			
Spaziano	43	0			0	0	0			
Veazie	36	0		0	0	0	0			0
Webster	56	0	0	0	0		0	0		
West	38		0	0	0	0		0		
Young & Woods	24	0			0			0		0

Proposed Scope of Work

Providence
Schools

Middle
Schools

Facility Condition Index Determined by the Jacobs Report. The higher the number the greater the need for work.		Statutory & Infrastructure Improvements				Student Centric Innovations				
		Fire Code Corrections	Building Envelope, Roof, Walls or Windows	HVAC or Electrical Improvements	Secure or Accessible Entrances	Media Center Technology Lab	Maker Space Fabrication Lab	Student Commons & Small Group Learning	Fitness for Life Spaces for Art & Music	Outdoor Learning
Bishop	8							0		
Delsesto	33	0		0	0	0	0	0		0
Greene	39		0	0	0	0	0		0	
Hopkins	44	0	0	0			0			
Stuart	46			0	0		0	0		
West Broadway	42		0	0	0		0	0		
Williams	41	0	0	0	0	0	0			

Proposed Scope of Work

Providence
Schools

High
Schools

Facility Condition Index Determined by the Jacobs Report. The higher the number the greater the need for work.		Statutory & Infrastructure Improvements				Student Centric Innovations				
		Fire Code Corrections	Building Envelope, Roof, Walls or Windows	HVAC or Electrical Improvements	Secure or Accessible Entrances	Media Center Technology Lab	Maker Space Fabrication Lab	Student Commons & Small Group Learning	Fitness for Life Spaces for Art & Music	Outdoor Learning
Alvarez	18	0	0	0	0		0	0	0	0
Career & Tech	9							0		
Central	10			0				0		
Classical	37	0	0	0	0	0	0		0	
E-Cubed	27	0	0	0	0		0			
Hope	55	0	0	0	0		0	0		
Mount Pleasant	40	0	0	0	0		0	0		
Sanchez Complex	24	0		0	0	0	0			