



Part I Crime - Comparison Report

Providence Police Department

Through 1/14/2018
Week 2

Citywide

4 Week Trend
12/18/2017 - 1/14/2018

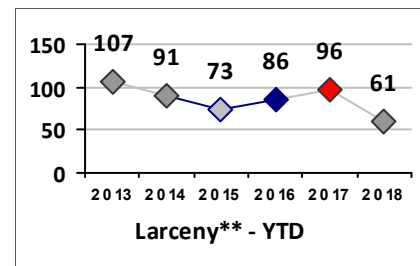
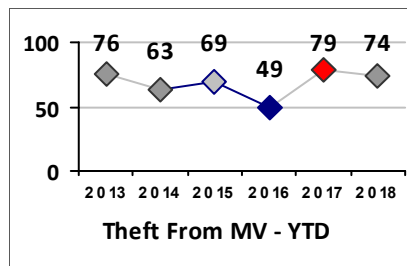
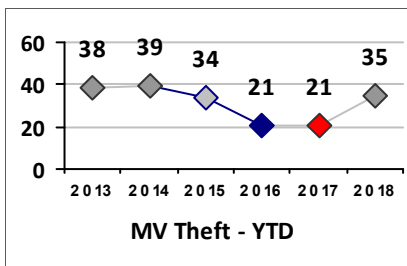
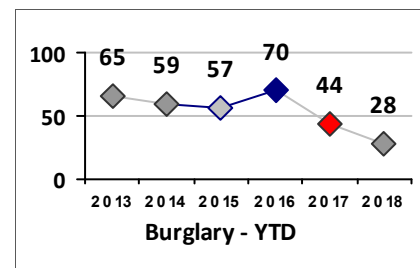
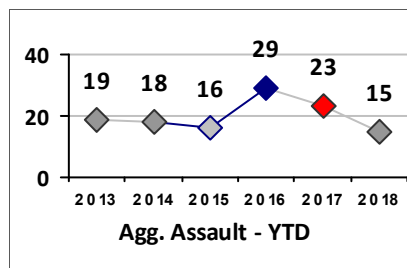
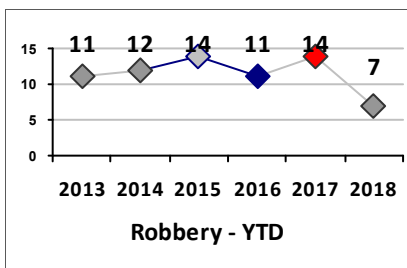
Past 28 Days
12/18/2017 - 1/14/2018

Year to Date
January 1 - January 14

Violent Crime	Current Week	Last Week	Wk 0	Wk -1	Past 28 Days	Past 28 Days LY	Chg.	Current Year	Last Year	Chg.	Wght. 5yr Avg	Chg.
Homicide	0	1	0	1	2	0	200%	1	0	--	0	--
Sex Offenses, Forcible*	5	1	1	2	9	12	-25%	6	8	-25%	7	-14%
Robbery W Firearm	0	1	2	0	3	6	-50%	1	4	-75%	4	-75%
Robbery Other	4	2	3	3	12	22	-45%	6	10	-40%	9	-33%
Agg. Assault W Firearm	1	1	1	1	4	12	-67%	2	5	-60%	7	-71%
Agg. Assault	5	8	6	10	29	38	-24%	13	18	-28%	15	-13%
Total	15	14	13	17	59	90	-34%	29	45	-36%	42	-31%

Property Crime	Current Week	Last Week	Wk 0	Wk -1	Past 28 Days	Past 28 Days LY	Chg.	Current Year	Last Year	Chg.	Wght. 5yr Avg	Chg.
Burglary	15	13	11	24	63	101	-38%	28	44	-36%	57	-51%
MV Theft	18	17	15	15	65	47	38%	35	21	67%	27	30%
Larceny from MV	39	35	39	34	147	150	-2%	74	79	-6%	67	10%
Larceny**	32	29	35	38	134	173	-23%	61	96	-36%	89	-31%
Total	104	94	100	111	409	471	-13%	198	240	-18%	239	-17%

Other Crime	Current Week	Last Week	Wk 0	Wk -1	Past 28 Days	Past 28 Days LY	Chg.	Current Year	Last Year	Chg.	Wght. 5yr Avg	Chg.
Assault Other	24	25	32	28	109	137	-20%	49	72	-32%	69	-29%
Vandalism	37	26	38	29	130	181	-28%	63	98	-36%	70	-10%
Weapons Offenses	4	5	0	7	16	28	-43%	9	18	-50%	13	-31%
Drug Offenses	15	12	12	19	58	41	41%	27	28	-4%	32	-16%
Liquor Law Violations	0	0	1	0	1	3	-67%	0	3	--	3	--
Total	80	68	83	83	314	390	-19%	148	219	-32%	186	-20%



Figures are preliminary and subject to further analysis and revision

* Sex Offenses, Forcible includes forcible rape, forcible sodomy, forcible fondling, sexual assault with an object

** Larceny includes shoplifting, pickpocket, pursesnatch, from building, bicycles, motor vehicle parts or accessories, and other.



Part I Crime - Comparison Report

Providence Police Department

Through 1/14/2018
Week 2

District 1

4 Week Trend
12/18/2017 - 1/14/2018

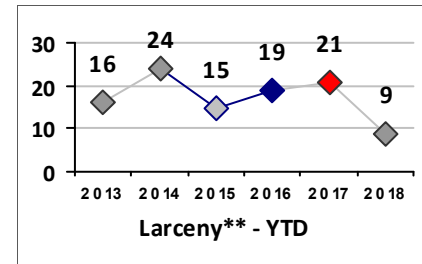
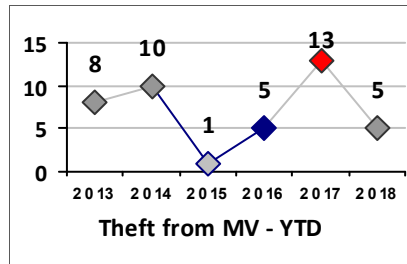
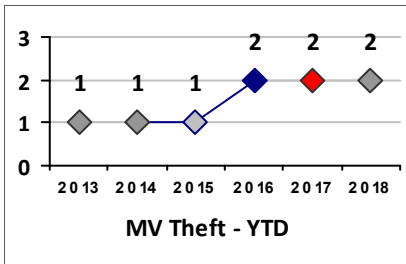
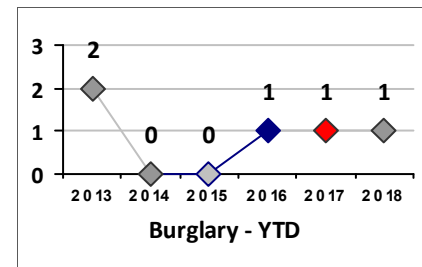
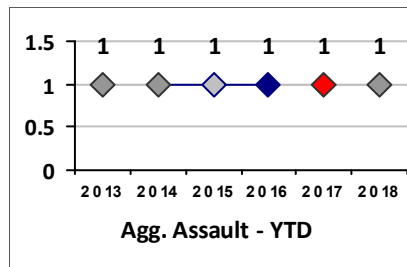
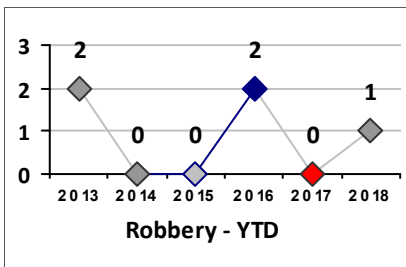
Past 28 Days
12/18/2017 - 1/14/2018

Year to Date
January 1 - January 14

Violent Crime	Current Week	Last Week	Wk 0	Wk -1	Past 28 Days	Past 28 Days LY	Chg.	Current Year	Last Year	Chg.	Wght. 5yr Avg	Chg.
	Homicide	0	0	0	0	0	0	--	0	0	0%	0
Sex Offenses, Forcible*	0	1	0	0	1	2	-50%	1	1	0%	0	--
Robbery Other	1	0	0	0	1	2	-50%	1	0	100%	0	--
Robbery W Firearm	0	0	0	0	0	0	--	0	0	0%	0	--
Agg. Assault	0	1	0	0	1	1	0%	1	1	0%	1	0%
Agg. Assault W Firearm	0	0	0	0	0	0	--	0	0	0%	0	--
Total	1	2	0	0	3	5	-40%	3	2	50%	2	50%

Property Crime	Current Week	Last Week	Wk 0	Wk -1	Past 28 Days	Past 28 Days LY	Chg.	Current Year	Last Year	Chg.	Wght. 5yr Avg	Chg.
	Burglary	1	0	0	0	1	3	-67%	1	1	0%	1
MV Theft	1	1	0	0	2	2	0%	2	2	0%	2	0%
Larceny from MV	2	3	5	3	13	26	-50%	5	13	-62%	8	-38%
Larceny**	6	3	7	9	25	37	-32%	9	21	-57%	19	-53%
Total	10	7	12	12	41	68	-40%	17	37	-54%	29	-41%

Other Crime	Current Week	Last Week	Wk 0	Wk -1	Past 28 Days	Past 28 Days LY	Chg.	Current Year	Last Year	Chg.	Wght. 5yr Avg	Chg.
	Assault Other	4	1	3	2	10	6	67%	5	2	150%	5
Vandalism	6	1	2	3	12	17	-29%	7	7	0%	5	40%
Drug Offenses	0	0	1	0	1	2	-50%	0	2	-100%	4	--
Weapons Offenses	0	0	0	1	1	1	0%	0	1	-100%	1	--
Liquor Law Violations	0	0	0	0	0	1	--	0	1	-100%	1	--
Total	10	2	6	6	24	27	-11%	12	13	-8%	15	-20%



Figures are preliminary and subject to further analysis and revision

* Sex Offenses, Forcible includes forcible rape, forcible sodomy, forcible fondling, sexual assault with an object

** Larceny includes shoplifting, pickpocket, pursesnatch, from building, bicycles, motor vehicle parts or accessories, and other.



Part I Crime - Comparison Report

Providence Police Department

Through 1/14/2018
Week 2

District 2

4 Week Trend
12/18/2017 - 1/14/2018

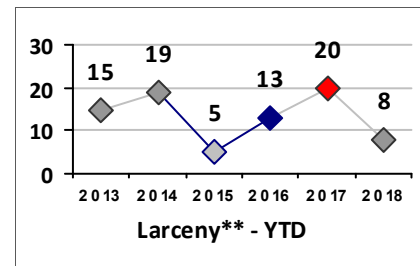
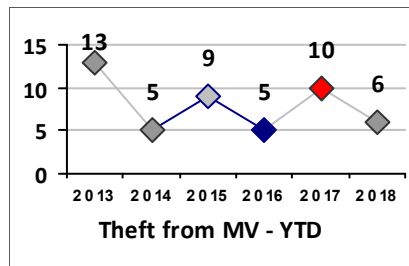
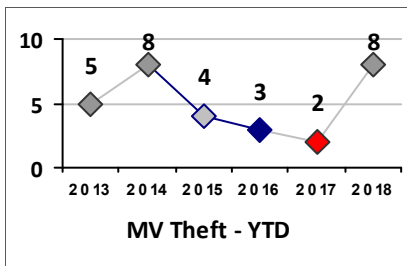
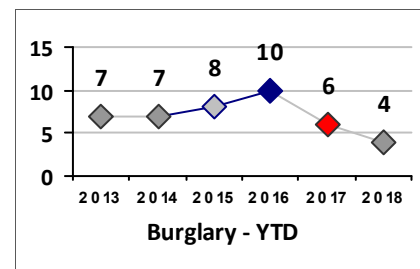
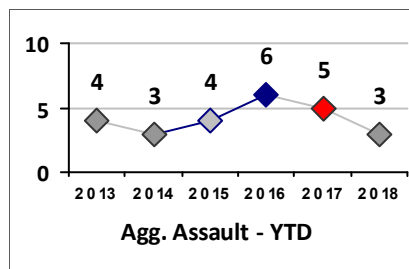
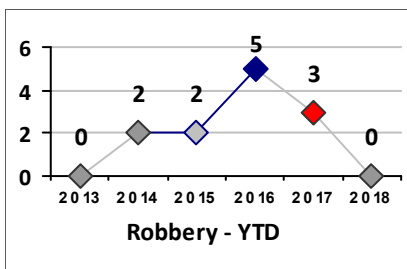
Past 28 Days
12/18/2017 - 1/14/2018

Year to Date
January 1 - January 14

Violent Crime	Current Week	Last Week	Wk 0	Wk -1	Past 28 Days	Past 28 Days LY	Chg.	Current Year	Last Year	Chg.	Wght. 5yr Avg	Chg.
Homicide	0	0	0	0	0	0	--	0	0	0%	0	--
Sex Offenses, Forcible*	1	0	0	1	2	1	100%	1	0	100%	1	0%
Robbery Other	0	0	0	0	0	4	--	0	2	-100%	3	--
Robbery W Firearm	0	0	1	0	1	2	-50%	0	1	-100%	0	--
Agg. Assault	2	0	2	2	6	7	-14%	2	5	-60%	3	-33%
Agg. Assault W Firearm	1	0	0	0	1	4	-75%	1	0	100%	2	-50%
Total	4	0	3	3	10	18	-44%	4	8	-50%	8	-50%

Property Crime	Current Week	Last Week	Wk 0	Wk -1	Past 28 Days	Past 28 Days LY	Chg.	Current Year	Last Year	Chg.	Wght. 5yr Avg	Chg.
Burglary	0	4	1	1	6	12	-50%	4	6	-33%	8	-50%
MV Theft	7	1	4	2	14	7	100%	8	2	300%	4	100%
Larceny from MV	5	1	1	2	9	15	-40%	6	10	-40%	8	-25%
Larceny**	2	6	8	5	21	27	-22%	8	20	-60%	15	-47%
Total	14	12	14	10	50	61	-18%	26	38	-32%	34	-24%

Other Crime	Current Week	Last Week	Wk 0	Wk -1	Past 28 Days	Past 28 Days LY	Chg.	Current Year	Last Year	Chg.	Wght. 5yr Avg	Chg.
Assault Other	3	3	5	7	18	31	-42%	6	20	-70%	13	-54%
Vandalism	4	4	4	3	15	23	-35%	8	18	-56%	11	-27%
Drug Offenses	1	0	2	7	10	13	-23%	1	8	-88%	7	-86%
Weapons Offenses	0	1	0	2	3	3	0%	1	2	-50%	2	-50%
Liquor Law Violations	0	0	0	0	0	0	--	0	0	0%	0	--
Total	8	8	11	19	46	70	-34%	16	48	-67%	33	-52%



Figures are preliminary and subject to further analysis and revision

* Sex Offenses, Forcible includes forcible rape, forcible sodomy, forcible fondling, sexual assault with an object

** Larceny includes shoplifting, pickpocket, pursesnatch, from building, bicycles, motor vehicle parts or accessories, and other.



Part I Crime - Comparison Report

Providence Police Department

Through 1/14/2018
Week 2

District 3

4 Week Trend
12/18/2017 - 1/14/2018

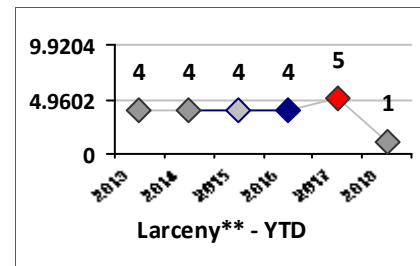
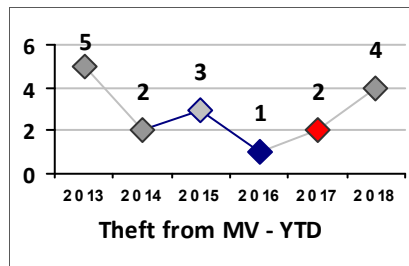
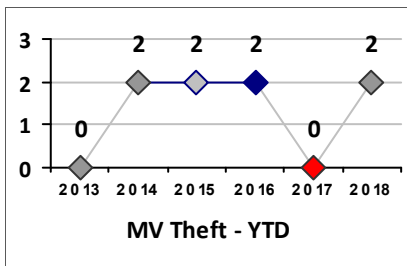
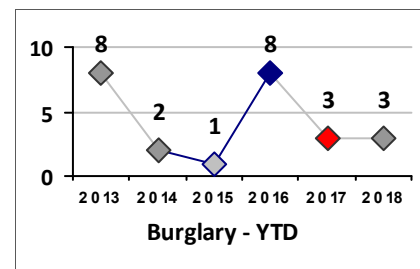
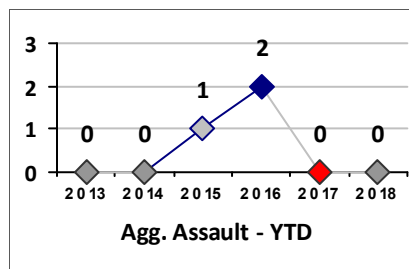
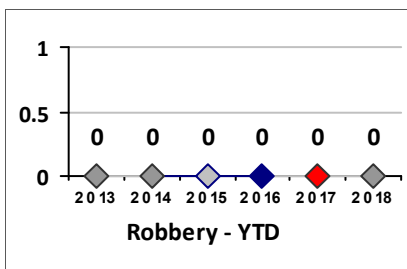
Past 28 Days
12/18/2017 - 1/14/2018

Year to Date
January 1 - January 14

Violent Crime	Current Week	Last Week	Wk 0	Wk -1	Past 28 Days	Past 28 Days LY	Chg.	Current Year	Last Year	Chg.	Wght. 5yr Avg	Chg.
	Homicide	0	0	0	0	0	0	--	0	0	0%	0
Sex Offenses, Forcible*	0	0	0	0	0	2	--	0	1	-100%	0	--
Robbery Other	0	0	0	0	0	1	--	0	0	0%	0	--
Robbery W Firearm	0	0	1	0	1	0	--	0	0	0%	0	--
Agg. Assault	0	0	0	1	1	2	-50%	0	0	0%	0	--
Agg. Assault W Firearm	0	0	0	0	0	1	--	0	0	0%	0	--
Total	0	0	1	1	2	6	-67%	0	1	100%	1	100%

Property Crime	Current Week	Last Week	Wk 0	Wk -1	Past 28 Days	Past 28 Days LY	Chg.	Current Year	Last Year	Chg.	Wght. 5yr Avg	Chg.
	Burglary	1	2	1	2	6	6	0%	3	3	0%	4
MV Theft	0	2	1	1	4	2	100%	2	0	200%	1	100%
Larceny from MV	2	2	3	0	7	4	75%	4	2	100%	2	100%
Larceny**	1	0	3	0	4	9	-56%	1	5	-80%	4	-75%
Total	4	6	8	3	21	21	0%	10	10	0%	11	-9%

Other Crime	Current Week	Last Week	Wk 0	Wk -1	Past 28 Days	Past 28 Days LY	Chg.	Current Year	Last Year	Chg.	Wght. 5yr Avg	Chg.
	Assault Other	0	0	2	0	2	13	-85%	0	7	-100%	5
Vandalism	0	0	6	0	6	9	-33%	0	4	-100%	5	--
Drug Offenses	2	0	4	0	6	6	0%	2	5	-60%	3	-33%
Weapons Offenses	0	0	0	0	0	3	--	0	1	-100%	0	--
Liquor Law Violations	0	0	0	0	0	0	--	0	0	0%	0	--
Total	2	0	12	0	14	31	-55%	2	17	-88%	13	-85%



Figures are preliminary and subject to further analysis and revision

* Sex Offenses, Forcible includes forcible rape, forcible sodomy, forcible fondling, sexual assault with an object

** Larceny includes shoplifting, pickpocket, pursesnatch, from building, bicycles, motor vehicle parts or accessories, and other.



Part I Crime - Comparison Report

Providence Police Department

Through 1/14/2018
Week 2

District 4

4 Week Trend
12/18/2017 - 1/14/2018

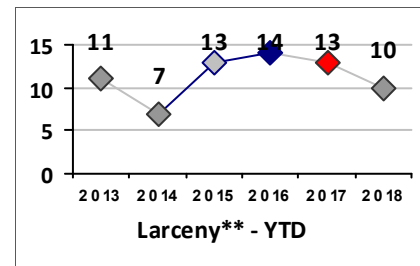
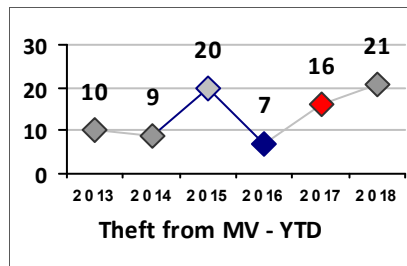
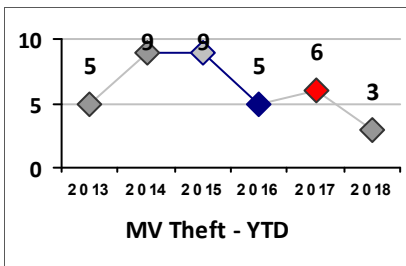
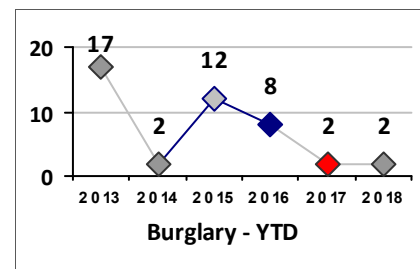
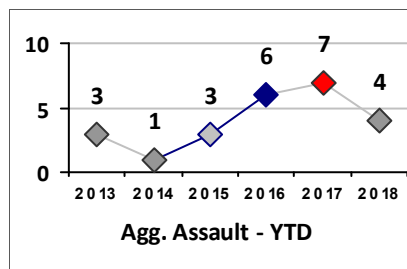
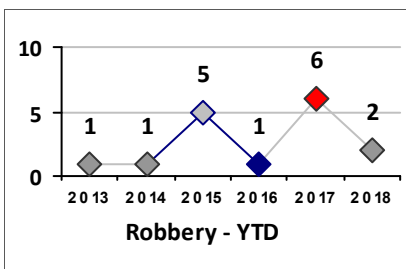
Past 28 Days
12/18/2017 - 1/14/2018

Year to Date
January 1 - January 14

Violent Crime	Current Week	Last Week	Wk 0	Wk -1	Past 28 Days	Past 28 Days LY	Chg.	Current Year	Last Year	Chg.	Wght. 5yr Avg	Chg.
Homicide	0	0	0	0	0	0	--	0	0	0%	0	--
Sex Offenses, Forcible*	1	0	0	0	1	1	0%	1	1	0%	1	0%
Robbery Other	1	1	1	1	4	9	-56%	2	5	-60%	3	-33%
Robbery W Firearm	0	0	0	0	0	1	--	0	1	-100%	1	--
Agg. Assault	2	2	0	0	4	11	-64%	4	6	-33%	4	0%
Agg. Assault W Firearm	0	0	0	1	1	2	-50%	0	1	-100%	1	--
Total	4	3	1	2	10	24	-58%	7	14	-50%	9	-22%

Property Crime	Current Week	Last Week	Wk 0	Wk -1	Past 28 Days	Past 28 Days LY	Chg.	Current Year	Last Year	Chg.	Wght. 5yr Avg	Chg.
Burglary	0	2	0	1	3	8	-63%	2	2	0%	7	-71%
MV Theft	2	1	1	1	5	8	-38%	3	6	-50%	7	-57%
Larceny from MV	9	12	8	9	38	32	19%	21	16	31%	13	62%
Larceny**	5	5	7	3	20	24	-17%	10	13	-23%	12	-17%
Total	16	20	16	14	66	72	-8%	36	37	-3%	38	-5%

Other Crime	Current Week	Last Week	Wk 0	Wk -1	Past 28 Days	Past 28 Days LY	Chg.	Current Year	Last Year	Chg.	Wght. 5yr Avg	Chg.
Assault Other	4	8	6	4	22	22	0%	12	10	20%	11	9%
Vandalism	4	4	2	3	13	35	-63%	8	15	-47%	10	-20%
Drug Offenses	5	2	3	4	14	2	600%	7	1	600%	5	40%
Weapons Offenses	0	0	0	1	1	6	-83%	0	3	-100%	2	--
Liquor Law Violations	0	0	0	0	0	1	--	0	1	-100%	0	--
Total	13	14	11	12	50	66	-24%	27	30	-10%	28	-4%



Figures are preliminary and subject to further analysis and revision

* Sex Offenses, Forcible includes forcible rape, forcible sodomy, forcible fondling, sexual assault with an object

** Larceny includes shoplifting, pickpocket, pursesnatch, from building, bicycles, motor vehicle parts or accessories, and other.



Part I Crime - Comparison Report

Providence Police Department

Through 1/14/2018
Week 2

District 5

4 Week Trend
12/18/2017 - 1/14/2018

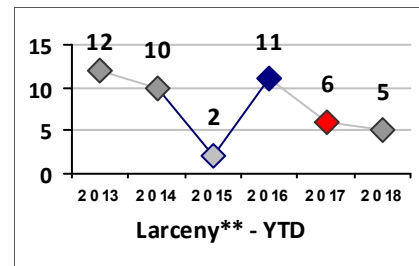
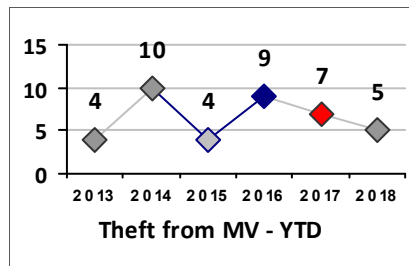
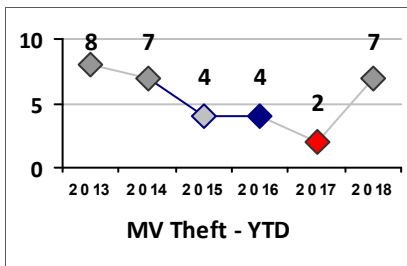
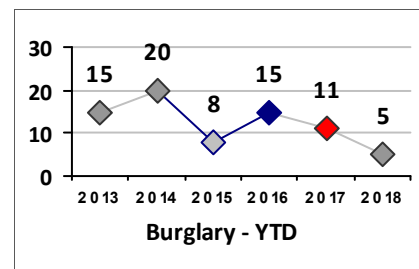
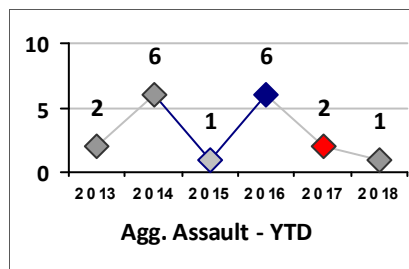
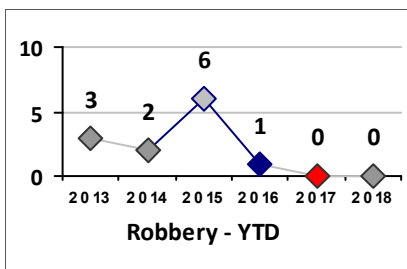
Past 28 Days
12/18/2017 - 1/14/2018

Year to Date
January 1 - January 14

Violent Crime	Current Week	Last Week	Wk 0	Wk -1	Past 28 Days	Past 28 Days LY	Chg.	Current Year	Last Year	Chg.	Wght. 5yr Avg	Chg.
Homicide	0	0	0	0	0	0	--	0	0	0%	0	--
Sex Offenses, Forcible*	1	0	1	0	2	1	100%	1	0	100%	1	0%
Robbery Other	0	0	1	2	3	1	200%	0	0	0%	1	--
Robbery W Firearm	0	0	0	0	0	0	--	0	0	0%	1	--
Agg. Assault	0	1	1	4	6	3	100%	1	0	100%	2	-50%
Agg. Assault W Firearm	0	0	0	0	0	2	--	0	2	-100%	2	--
Total	1	1	3	6	11	7	57%	2	2	0%	6	-67%

Property Crime	Current Week	Last Week	Wk 0	Wk -1	Past 28 Days	Past 28 Days LY	Chg.	Current Year	Last Year	Chg.	Wght. 5yr Avg	Chg.
Burglary	2	3	1	2	8	21	-62%	5	11	-55%	13	-62%
MV Theft	1	6	4	2	13	6	117%	7	2	250%	4	75%
Larceny from MV	2	3	4	3	12	16	-25%	5	7	-29%	7	-29%
Larceny**	2	3	3	5	13	13	0%	5	6	-17%	7	-29%
Total	7	15	12	12	46	56	-18%	22	26	-15%	31	-29%

Other Crime	Current Week	Last Week	Wk 0	Wk -1	Past 28 Days	Past 28 Days LY	Chg.	Current Year	Last Year	Chg.	Wght. 5yr Avg	Chg.
Assault Other	5	7	3	7	22	19	16%	12	9	33%	9	33%
Vandalism	9	8	2	5	24	30	-20%	17	15	13%	11	55%
Drug Offenses	1	1	0	4	6	8	-25%	2	5	-60%	6	-67%
Weapons Offenses	3	0	0	0	3	5	-40%	3	1	200%	2	50%
Liquor Law Violations	0	0	1	0	1	0	--	0	0	0%	0	--
Total	18	16	6	16	56	62	-10%	34	30	13%	28	21%



Figures are preliminary and subject to further analysis and revision

* Sex Offenses, Forcible includes forcible rape, forcible sodomy, forcible fondling, sexual assault with an object

** Larceny includes shoplifting, pickpocket, pursesnatch, from building, bicycles, motor vehicle parts or accessories, and other.



Part I Crime - Comparison Report

Providence Police Department

Through 1/14/2018
Week 2

District 6

4 Week Trend
12/18/2017 - 1/14/2018

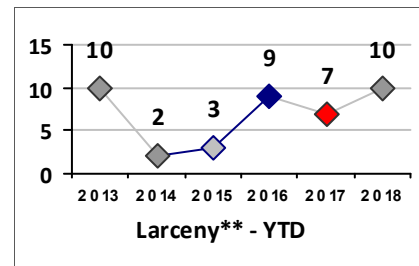
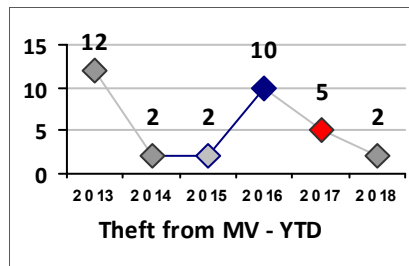
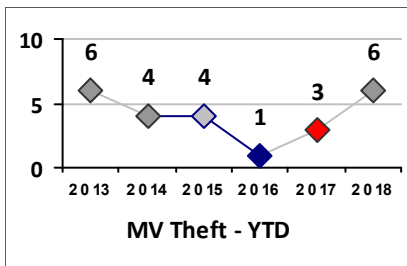
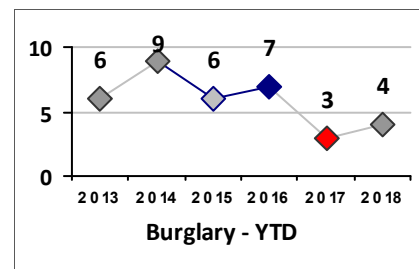
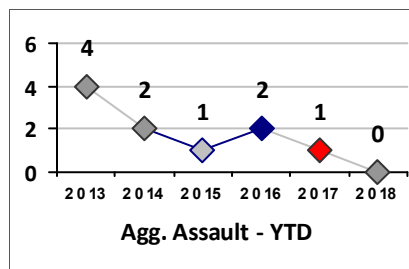
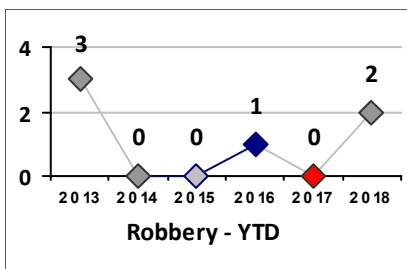
Past 28 Days
12/18/2017 - 1/14/2018

Year to Date
January 1 - January 14

Violent Crime	Current Week	Last Week			Past 28 Days	Past 28 Days LY	Chg.	Current Year	Last Year	Chg.	Wght. 5yr Avg	Chg.
		Wk 0	Wk -1	Wk -2								
Homicide	0	1	0	0	1	0	--	1	0	100%	0	--
Sex Offenses, Forcible*	1	0	0	0	1	1	0%	1	1	0%	1	0%
Robbery Other	1	0	0	0	1	1	0%	1	0	100%	0	--
Robbery W Firearm	0	1	0	0	1	0	--	1	0	100%	0	--
Agg. Assault	0	0	2	0	2	4	-50%	0	1	-100%	1	--
Agg. Assault W Firearm	0	0	0	0	0	0	--	0	0	0%	0	--
Total	2	2	2	0	6	6	0%	4	2	100%	2	100%

Property Crime	Current Week	Last Week			Past 28 Days	Past 28 Days LY	Chg.	Current Year	Last Year	Chg.	Wght. 5yr Avg	Chg.
		Wk 0	Wk -1	Wk -2								
Burglary	3	1	2	2	8	10	-20%	4	3	33%	6	-33%
MV Theft	3	3	3	1	10	6	67%	6	3	100%	3	100%
Larceny from MV	0	2	5	1	8	14	-43%	2	5	-60%	6	-67%
Larceny**	4	6	3	5	18	17	6%	10	7	43%	6	67%
Total	10	12	13	9	44	47	-6%	22	18	22%	20	10%

Other Crime	Current Week	Last Week			Past 28 Days	Past 28 Days LY	Chg.	Current Year	Last Year	Chg.	Wght. 5yr Avg	Chg.
		Wk 0	Wk -1	Wk -2								
Assault Other	2	1	7	4	14	15	-7%	3	7	-57%	9	-67%
Vandalism	1	2	4	5	12	14	-14%	3	9	-67%	7	-57%
Drug Offenses	4	1	2	1	8	0	--	5	0	500%	1	400%
Weapons Offenses	0	0	0	1	1	0	--	0	0	0%	3	--
Liquor Law Violations	0	0	0	0	0	1	--	0	1	-100%	0	--
Total	7	4	13	11	35	30	17%	11	17	-35%	20	-45%



Figures are preliminary and subject to further analysis and revision

* Sex Offenses, Forcible includes forcible rape, forcible sodomy, forcible fondling, sexual assault with an object

** Larceny includes shoplifting, pickpocket, pursesnatch, from building, bicycles, motor vehicle parts or accessories, and other.



Part I Crime - Comparison Report

Providence Police Department

Through 1/14/2018
Week 2

District 7

4 Week Trend
12/18/2017 - 1/14/2018

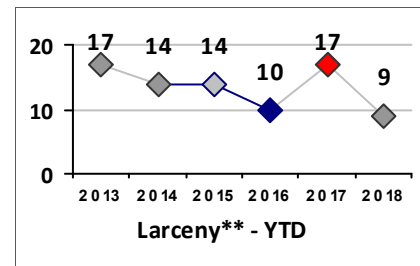
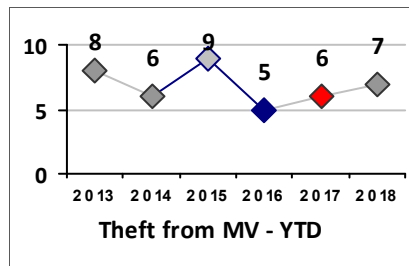
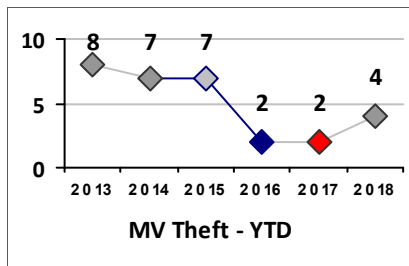
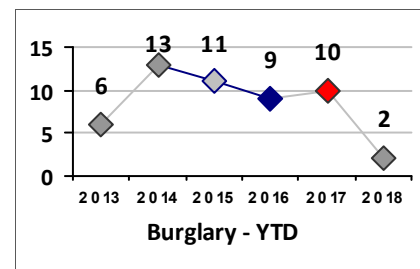
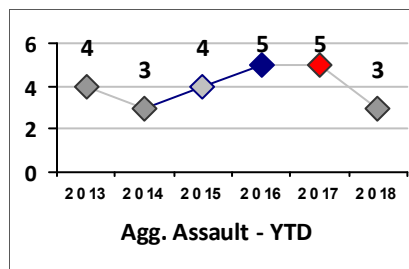
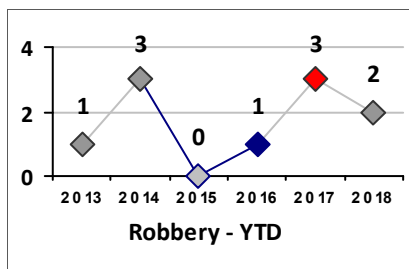
Past 28 Days
12/18/2017 - 1/14/2018

Year to Date
January 1 - January 14

Violent Crime	Current Week	Last Week	Wk 0	Wk -1	Past 28 Days	Past 28 Days LY	Chg.	Current Year	Last Year	Chg.	Wght. 5yr Avg	Chg.
Homicide	0	0	0	1	1	0	--	0	0	0%	0	--
Sex Offenses, Forcible*	0	0	0	1	1	3	-67%	0	3	-100%	2	--
Robbery Other	1	1	0	0	2	2	0%	2	1	100%	1	100%
Robbery W Firearm	0	0	0	0	0	3	--	0	2	-100%	1	--
Agg. Assault	1	2	1	2	6	8	-25%	3	4	-25%	3	0%
Agg. Assault W Firearm	0	0	1	0	1	2	-50%	0	1	-100%	1	--
Total	2	3	2	4	11	18	-39%	5	11	-55%	8	-38%

Property Crime	Current Week	Last Week	Wk 0	Wk -1	Past 28 Days	Past 28 Days LY	Chg.	Current Year	Last Year	Chg.	Wght. 5yr Avg	Chg.
Burglary	2	0	4	9	15	19	-21%	2	10	-80%	10	-80%
MV Theft	2	2	2	4	10	7	43%	4	2	100%	4	0%
Larceny from MV	3	4	5	6	18	12	50%	7	6	17%	6	17%
Larceny**	6	3	1	8	18	32	-44%	9	17	-47%	14	-36%
Total	13	9	12	27	61	70	-13%	22	35	-37%	34	-35%

Other Crime	Current Week	Last Week	Wk 0	Wk -1	Past 28 Days	Past 28 Days LY	Chg.	Current Year	Last Year	Chg.	Wght. 5yr Avg	Chg.
Assault Other	4	3	5	1	13	21	-38%	7	12	-42%	12	-42%
Vandalism	10	3	10	7	30	37	-19%	13	20	-35%	12	8%
Drug Offenses	2	8	0	2	12	7	71%	10	4	150%	3	233%
Weapons Offenses	1	2	0	2	5	3	67%	3	3	0%	2	50%
Liquor Law Violations	0	0	0	0	0	0	--	0	0	0%	1	--
Total	17	16	15	12	60	68	-12%	33	39	-15%	29	14%



Figures are preliminary and subject to further analysis and revision

* Sex Offenses, Forcible includes forcible rape, forcible sodomy, forcible fondling, sexual assault with an object

** Larceny includes shoplifting, pickpocket, pursesnatch, from building, bicycles, motor vehicle parts or accessories, and other.



Part I Crime - Comparison Report

Providence Police Department

Through 1/14/2018
Week 2

District 8

4 Week Trend
12/18/2017 - 1/14/2018

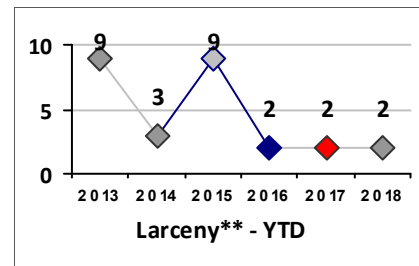
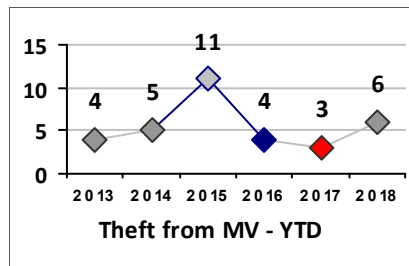
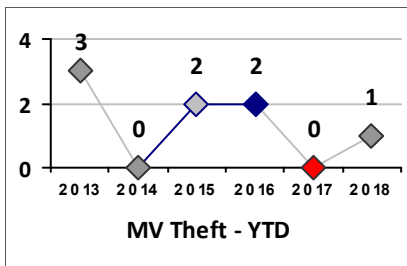
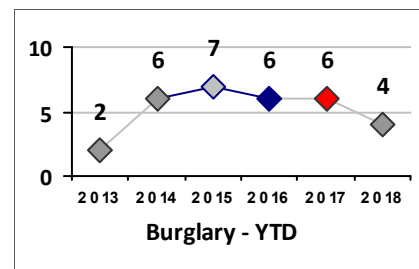
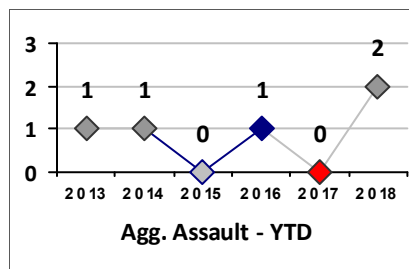
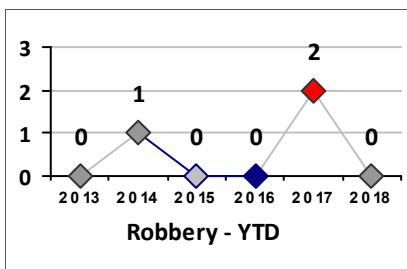
Past 28 Days
12/18/2017 - 1/14/2018

Year to Date
January 1 - January 14

Violent Crime	Current Week	Last Week	Wk 0	Wk -1	Past 28 Days	Past 28 Days LY	Chg.	Current Year	Last Year	Chg.	Wght. 5yr Avg	Chg.
Homicide	0	0	0	0	0	0	--	0	0	0%	0	--
Sex Offenses, Forcible*	0	0	0	0	0	0	--	0	0	0%	0	--
Robbery Other	0	0	0	0	0	2	--	0	2	-100%	1	--
Robbery W Firearm	0	0	0	0	0	0	--	0	0	0%	0	--
Agg. Assault	0	2	0	1	3	1	200%	2	0	200%	0	--
Agg. Assault W Firearm	0	0	0	0	0	0	--	0	0	0%	0	--
Total	0	2	0	1	3	3	0%	2	2	0%	1	100%

Property Crime	Current Week	Last Week	Wk 0	Wk -1	Past 28 Days	Past 28 Days LY	Chg.	Current Year	Last Year	Chg.	Wght. 5yr Avg	Chg.
Burglary	4	0	1	3	8	14	-43%	4	6	-33%	6	-33%
MV Theft	1	0	0	1	2	2	0%	1	0	100%	1	0%
Larceny from MV	6	0	3	3	12	4	200%	6	3	100%	5	20%
Larceny**	0	2	0	2	4	5	-20%	2	2	0%	4	-50%
Total	11	2	4	9	26	25	4%	13	11	18%	16	-19%

Other Crime	Current Week	Last Week	Wk 0	Wk -1	Past 28 Days	Past 28 Days LY	Chg.	Current Year	Last Year	Chg.	Wght. 5yr Avg	Chg.
Assault Other	1	1	1	1	4	6	-33%	2	3	-33%	3	-33%
Vandalism	2	1	4	0	7	3	133%	3	1	200%	4	-25%
Drug Offenses	0	0	0	0	0	3	--	0	3	-100%	1	--
Weapons Offenses	0	2	0	0	2	3	-33%	2	3	-33%	1	100%
Liquor Law Violations	0	0	0	0	0	0	--	0	0	0%	0	--
Total	3	4	5	1	13	15	-13%	7	10	-30%	8	-13%



Figures are preliminary and subject to further analysis and revision

* Sex Offenses, Forcible includes forcible rape, forcible sodomy, forcible fondling, sexual assault with an object

** Larceny includes shoplifting, pickpocket, pursesnatch, from building, bicycles, motor vehicle parts or accessories, and other.



Part I Crime - Comparison Report

Providence Police Department

Through 1/14/2018
Week 2

District 9

4 Week Trend
12/18/2017 - 1/14/2018

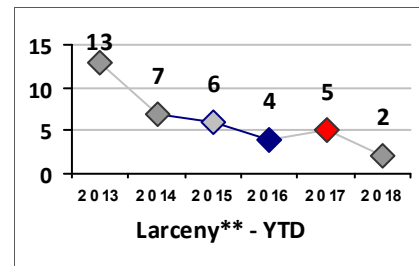
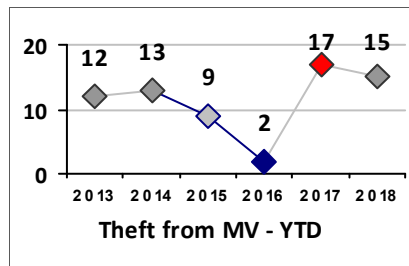
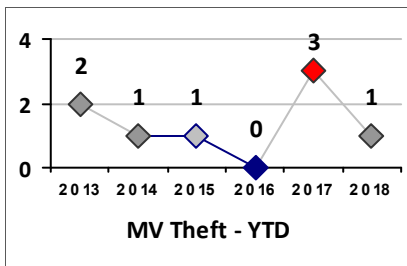
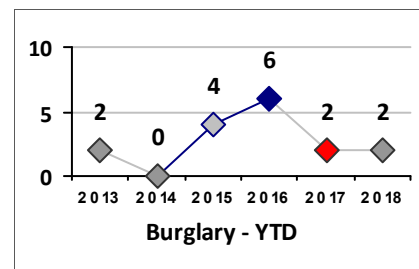
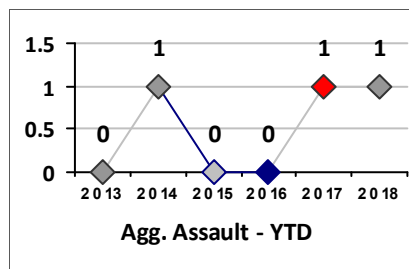
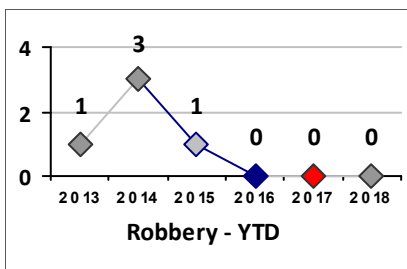
Past 28 Days
12/18/2017 - 1/14/2018

Year to Date
January 1 - January 14

Violent Crime	Current Week	Last Week	Wk 0	Wk -1	Past 28 Days	Past 28 Days LY	Chg.	Current Year	Last Year	Chg.	Wght. 5yr Avg	Chg.
Homicide	0	0	0	0	0	0	--	0	0	0%	0	--
Sex Offenses, Forcible*	0	0	0	0	0	1	--	0	1	-100%	0	--
Robbery Other	0	0	1	0	1	0	--	0	0	0%	1	--
Robbery W Firearm	0	0	0	0	0	0	--	0	0	0%	0	--
Agg. Assault	0	0	0	0	0	0	--	0	0	0%	0	--
Agg. Assault W Firearm	0	1	0	0	1	1	0%	1	1	0%	0	--
Total	0	1	1	0	2	2	0%	1	2	-50%	1	0%

Property Crime	Current Week	Last Week	Wk 0	Wk -1	Past 28 Days	Past 28 Days LY	Chg.	Current Year	Last Year	Chg.	Wght. 5yr Avg	Chg.
Burglary	2	0	1	4	7	8	-13%	2	2	0%	3	-33%
MV Theft	0	1	0	3	4	5	-20%	1	3	-67%	1	0%
Larceny from MV	9	6	4	6	25	27	-7%	15	17	-12%	11	36%
Larceny**	1	1	3	0	5	9	-44%	2	5	-60%	6	-67%
Total	12	8	8	13	41	49	-16%	20	27	-26%	20	0%

Other Crime	Current Week	Last Week	Wk 0	Wk -1	Past 28 Days	Past 28 Days LY	Chg.	Current Year	Last Year	Chg.	Wght. 5yr Avg	Chg.
Assault Other	0	0	0	2	2	3	-33%	0	1	-100%	2	--
Vandalism	1	3	2	2	8	9	-11%	4	7	-43%	4	0%
Drug Offenses	0	0	0	1	1	0	--	0	0	0%	0	--
Weapons Offenses	0	0	0	0	0	4	--	0	4	-100%	1	--
Liquor Law Violations	0	0	0	0	0	0	--	0	0	0%	0	--
Total	1	3	2	5	11	16	-31%	4	12	-67%	7	-43%



Figures are preliminary and subject to further analysis and revision

* Sex Offenses, Forcible includes forcible rape, forcible sodomy, forcible fondling, sexual assault with an object

** Larceny includes shoplifting, pickpocket, pursesnatch, from building, bicycles, motor vehicle parts or accessories, and other.