



Part I Crime - Comparison Report

Providence Police Department

Through 2/4/2018
Week 5

Citywide

4 Week Trend
1/8/2018 - 2/4/2018

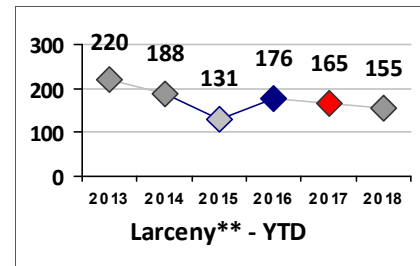
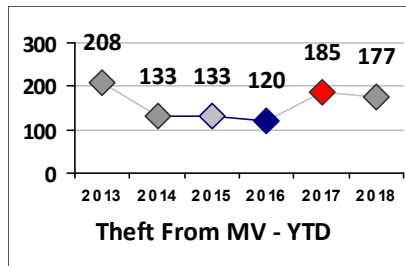
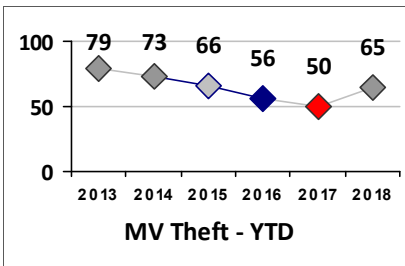
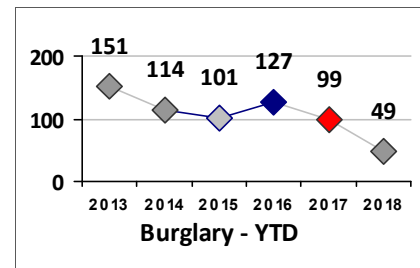
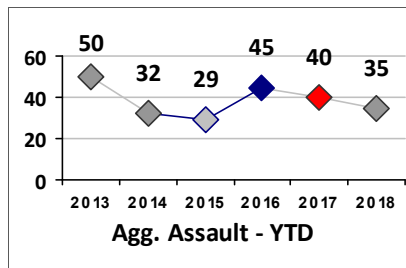
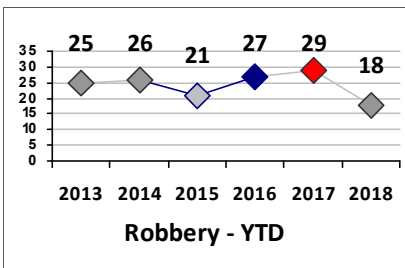
Past 28 Days
1/8/2018 - 2/4/2018

Year to Date
January 1 - February 4

Violent Crime	Current Week	Last Week	Wk 3	Wk 2	Past 28 Days	Past 28 Days LY	Chg.	Current Year	Last Year	Chg.	Wght. 5yr Avg	Chg.
Homicide	0	1	0	0	1	0	100%	2	0	--	0	--
Sex Offenses, Forcible*	3	6	2	5	16	11	45%	17	16	6%	15	13%
Robbery W Firearm	1	2	3	0	6	9	-33%	7	12	-42%	11	-36%
Robbery Other	1	2	4	4	11	18	-39%	13	23	-43%	22	-41%
Agg. Assault W Firearm	3	4	5	1	13	11	18%	14	15	-7%	17	-18%
Agg. Assault	8	5	7	5	25	31	-19%	33	37	-11%	31	6%
Total	16	20	21	15	72	80	-10%	86	103	-17%	96	-10%

Property Crime	Current Week	Last Week	Wk 3	Wk 2	Past 28 Days	Past 28 Days LY	Chg.	Current Year	Last Year	Chg.	Wght. 5yr Avg	Chg.
Burglary	14	12	9	16	51	100	-49%	64	120	-47%	134	-52%
MV Theft	15	16	13	19	63	46	37%	80	59	36%	70	14%
Larceny from MV	49	60	42	43	194	200	-3%	229	244	-6%	196	17%
Larceny**	45	49	46	36	176	154	14%	206	211	-2%	213	-3%
Total	123	137	110	114	484	500	-3%	579	634	-9%	613	-6%

Other Crime	Current Week	Last Week	Wk 3	Wk 2	Past 28 Days	Past 28 Days LY	Chg.	Current Year	Last Year	Chg.	Wght. 5yr Avg	Chg.
Assault Other	44	40	34	26	144	166	-13%	169	193	-12%	181	-7%
Vandalism	48	41	48	38	175	174	1%	202	216	-6%	177	14%
Weapons Offenses	4	11	16	4	35	32	9%	40	38	5%	32	25%
Drug Offenses	17	28	16	15	76	59	29%	88	73	21%	79	11%
Liquor Law Violations	2	4	3	0	9	13	-31%	9	14	-36%	12	-25%
Total	115	124	117	83	439	444	-1%	508	534	-5%	480	6%



Figures are preliminary and subject to further analysis and revision

* Sex Offenses, Forcible includes forcible rape, forcible sodomy, forcible fondling, sexual assault with an object

** Larceny includes shoplifting, pickpocket, pursesnatch, from building, bicycles, motor vehicle parts or accessories, and other.



Part I Crime - Comparison Report

Providence Police Department

Through 2/4/2018
Week 5

District 1

4 Week Trend
1/8/2018 - 2/4/2018

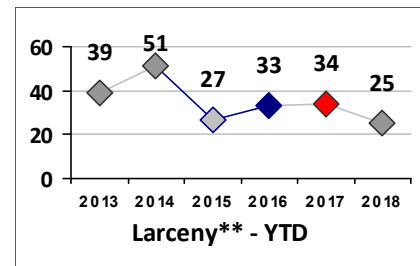
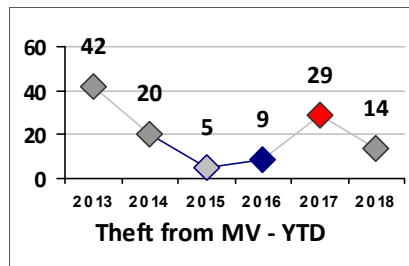
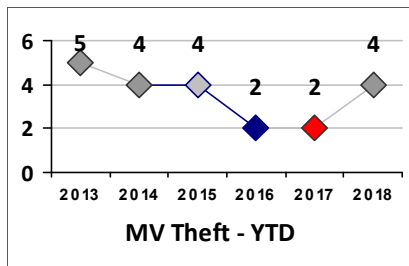
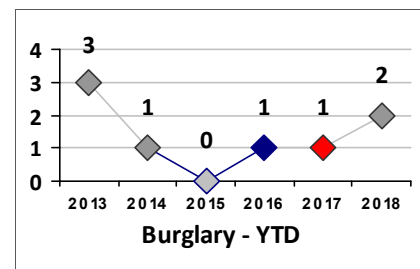
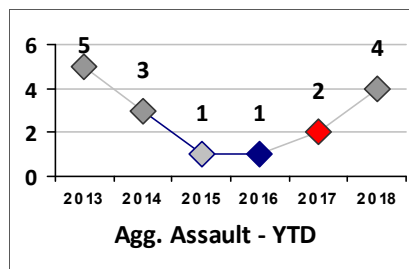
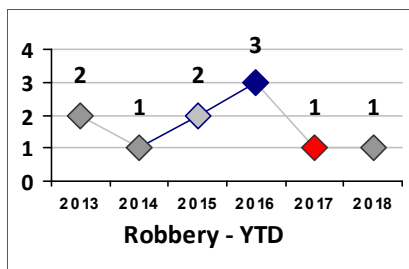
Past 28 Days
1/8/2018 - 2/4/2018

Year to Date
January 1 - February 4

Violent Crime	Current Week	Last Week	Wk 3	Wk 2	Past 28 Days	Past 28 Days LY	Chg.	Current Year	Last Year	Chg.	Wght. 5yr Avg	Chg.
Homicide	0	0	0	0	0	0	--	0	0	0%	0	--
Sex Offenses, Forcible*	1	0	0	0	1	2	-50%	2	2	0%	1	100%
Robbery Other	0	0	0	1	1	2	-50%	1	2	-50%	2	-50%
Robbery W Firearm	0	0	0	0	0	0	--	0	0	0%	0	--
Agg. Assault	1	1	1	0	3	1	200%	4	2	100%	2	100%
Agg. Assault W Firearm	1	0	1	0	2	0	--	2	0	200%	0	--
Total	3	1	2	1	7	5	40%	9	6	50%	6	50%

Property Crime	Current Week	Last Week	Wk 3	Wk 2	Past 28 Days	Past 28 Days LY	Chg.	Current Year	Last Year	Chg.	Wght. 5yr Avg	Chg.
Burglary	0	0	1	1	2	1	100%	2	1	100%	1	100%
MV Theft	1	1	1	1	4	3	33%	5	3	67%	3	67%
Larceny from MV	5	8	1	2	16	33	-52%	19	39	-51%	24	-21%
Larceny**	5	10	5	8	28	26	8%	31	37	-16%	42	-26%
Total	11	19	8	12	50	63	-21%	57	80	-29%	70	-19%

Other Crime	Current Week	Last Week	Wk 3	Wk 2	Past 28 Days	Past 28 Days LY	Chg.	Current Year	Last Year	Chg.	Wght. 5yr Avg	Chg.
Assault Other	7	3	3	5	18	15	20%	19	17	12%	17	12%
Vandalism	6	3	0	6	15	20	-25%	16	22	-27%	15	7%
Drug Offenses	0	2	1	0	3	10	-70%	3	10	-70%	10	-70%
Weapons Offenses	0	0	3	0	3	0	--	3	1	200%	1	200%
Liquor Law Violations	0	0	0	0	0	4	--	0	4	-100%	2	--
Total	13	8	7	11	39	49	-20%	41	54	-24%	45	-9%



Figures are preliminary and subject to further analysis and revision

* Sex Offenses, Forcible includes forcible rape, forcible sodomy, forcible fondling, sexual assault with an object

** Larceny includes shoplifting, pickpocket, pursesnatch, from building, bicycles, motor vehicle parts or accessories, and other.



Part I Crime - Comparison Report

Providence Police Department

Through 2/4/2018
Week 5

District 2

4 Week Trend
1/8/2018 - 2/4/2018

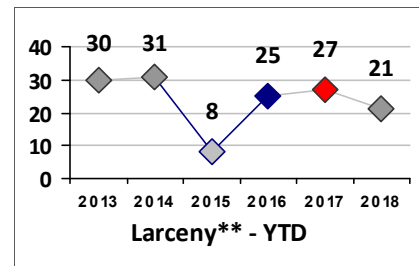
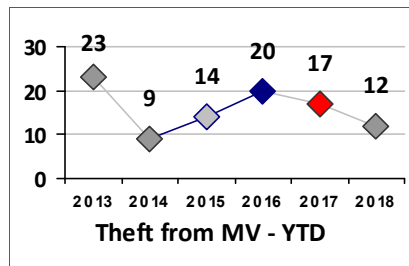
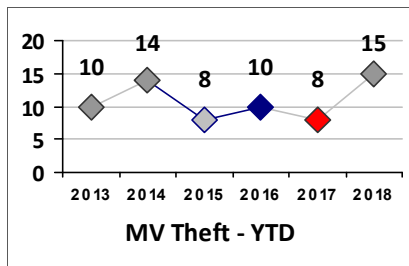
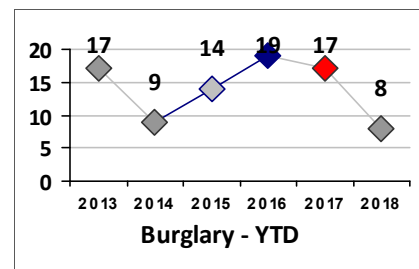
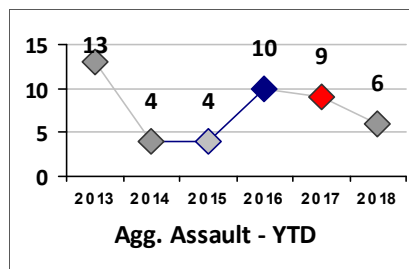
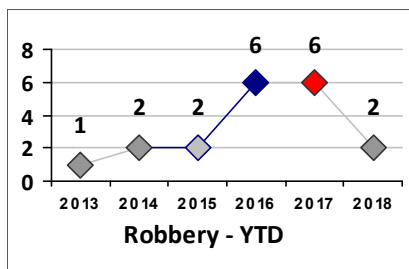
Past 28 Days
1/8/2018 - 2/4/2018

Year to Date
January 1 - February 4

Violent Crime	Current Week	Last Week	Wk 3	Wk 2	Past 28 Days	Past 28 Days LY	Chg.	Current Year	Last Year	Chg.	Wght. 5yr Avg	Chg.
Homicide	0	0	0	0	0	0	--	0	0	0%	0	--
Sex Offenses, Forcible*	0	1	1	1	3	0	--	3	0	300%	2	50%
Robbery Other	0	0	0	0	0	1	--	0	3	-100%	3	--
Robbery W Firearm	0	1	1	0	2	3	-33%	2	3	-33%	2	0%
Agg. Assault	0	0	1	2	3	7	-57%	3	9	-67%	6	-50%
Agg. Assault W Firearm	1	0	2	1	4	4	0%	4	4	0%	4	0%
Total	1	2	5	4	12	15	-20%	12	19	-37%	17	-29%

Property Crime	Current Week	Last Week	Wk 3	Wk 2	Past 28 Days	Past 28 Days LY	Chg.	Current Year	Last Year	Chg.	Wght. 5yr Avg	Chg.
Burglary	2	2	2	0	6	19	-68%	10	20	-50%	18	-44%
MV Theft	2	4	3	7	16	9	78%	17	9	89%	11	55%
Larceny from MV	3	5	1	5	14	15	-7%	15	23	-35%	21	-29%
Larceny**	3	8	8	2	21	22	-5%	27	34	-21%	27	0%
Total	10	19	14	14	57	65	-12%	69	86	-20%	77	-10%

Other Crime	Current Week	Last Week	Wk 3	Wk 2	Past 28 Days	Past 28 Days LY	Chg.	Current Year	Last Year	Chg.	Wght. 5yr Avg	Chg.
Assault Other	9	8	6	3	26	31	-16%	29	36	-19%	29	0%
Vandalism	5	6	6	4	21	24	-13%	26	30	-13%	22	18%
Drug Offenses	4	2	1	1	8	15	-47%	8	19	-58%	15	-47%
Weapons Offenses	0	2	2	0	4	10	-60%	5	11	-55%	7	-29%
Liquor Law Violations	0	0	0	0	0	0	--	0	0	0%	0	--
Total	18	18	15	8	59	80	-26%	68	96	-29%	73	-7%



Figures are preliminary and subject to further analysis and revision

* Sex Offenses, Forcible includes forcible rape, forcible sodomy, forcible fondling, sexual assault with an object

** Larceny includes shoplifting, pickpocket, pursesnatch, from building, bicycles, motor vehicle parts or accessories, and other.



Part I Crime - Comparison Report

Providence Police Department

Through 2/4/2018
Week 5

District 3

4 Week Trend
1/8/2018 - 2/4/2018

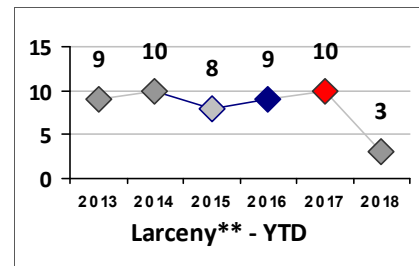
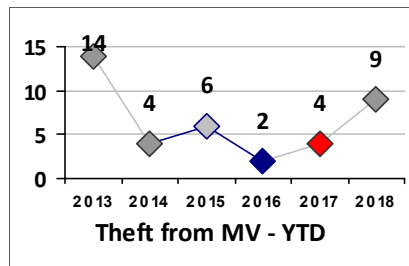
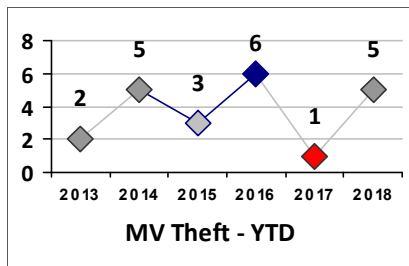
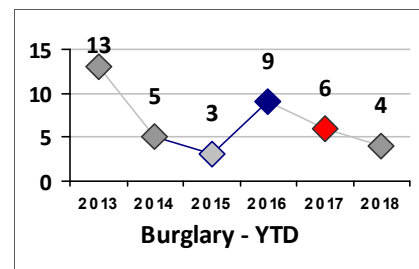
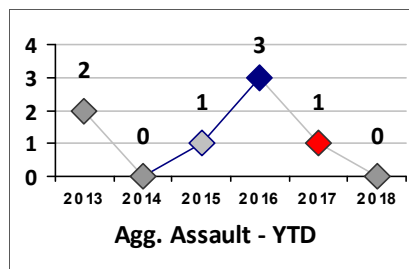
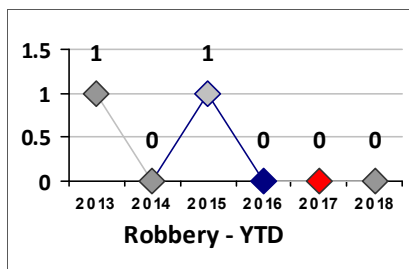
Past 28 Days
1/8/2018 - 2/4/2018

Year to Date
January 1 - February 4

Violent Crime	Current Week	Last Week	Wk 3	Wk 2	Past 28 Days	Past 28 Days LY	Chg.	Current Year	Last Year	Chg.	Wght. 5yr Avg	Chg.
Homicide	0	1	0	0	1	0	--	1	0	100%	0	--
Sex Offenses, Forcible*	0	1	0	0	1	0	--	1	1	0%	1	0%
Robbery Other	0	0	0	0	0	0	--	0	0	0%	0	--
Robbery W Firearm	0	0	0	0	0	0	--	0	0	0%	1	--
Agg. Assault	0	0	0	0	0	3	--	0	3	-100%	2	--
Agg. Assault W Firearm	0	0	0	0	0	0	--	0	0	0%	1	--
Total	0	2	0	0	2	3	-33%	2	4	-50%	4	-50%

Property Crime	Current Week	Last Week	Wk 3	Wk 2	Past 28 Days	Past 28 Days LY	Chg.	Current Year	Last Year	Chg.	Wght. 5yr Avg	Chg.
Burglary	0	1	0	1	2	5	-60%	4	6	-33%	8	-50%
MV Theft	0	2	1	0	3	1	200%	5	1	400%	4	25%
Larceny from MV	2	3	2	2	9	4	125%	11	5	120%	7	57%
Larceny**	3	2	0	1	6	10	-40%	6	12	-50%	12	-50%
Total	5	8	3	4	20	20	0%	26	24	8%	31	-16%

Other Crime	Current Week	Last Week	Wk 3	Wk 2	Past 28 Days	Past 28 Days LY	Chg.	Current Year	Last Year	Chg.	Wght. 5yr Avg	Chg.
Assault Other	0	1	1	0	2	17	-88%	2	16	-88%	12	-83%
Vandalism	4	1	1	0	6	10	-40%	6	11	-45%	11	-45%
Drug Offenses	1	1	3	2	7	2	250%	7	6	17%	6	17%
Weapons Offenses	0	0	4	0	4	1	300%	4	1	300%	1	300%
Liquor Law Violations	0	0	0	0	0	0	--	0	0	0%	0	--
Total	5	3	9	2	19	30	-37%	19	34	-44%	29	-34%



Figures are preliminary and subject to further analysis and revision

* Sex Offenses, Forcible includes forcible rape, forcible sodomy, forcible fondling, sexual assault with an object

** Larceny includes shoplifting, pickpocket, pursesnatch, from building, bicycles, motor vehicle parts or accessories, and other.



Part I Crime - Comparison Report

Providence Police Department

Through 2/4/2018
Week 5

District 4

4 Week Trend
1/8/2018 - 2/4/2018

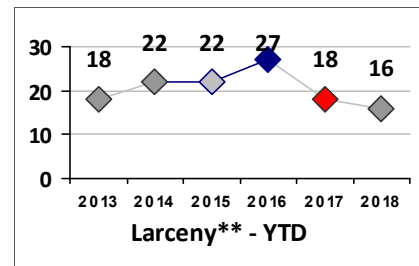
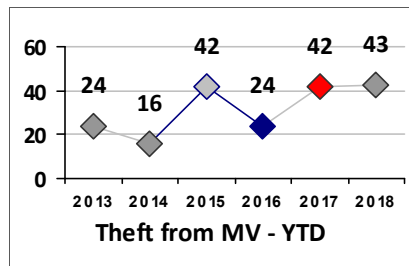
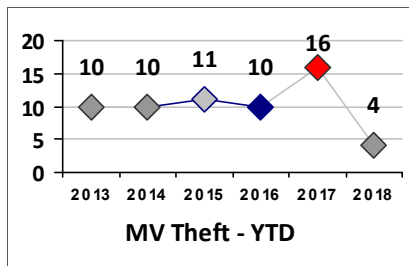
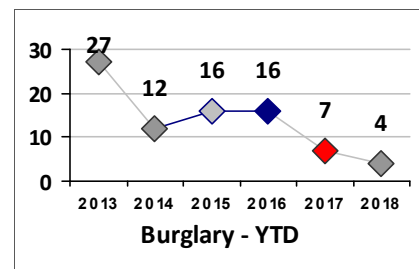
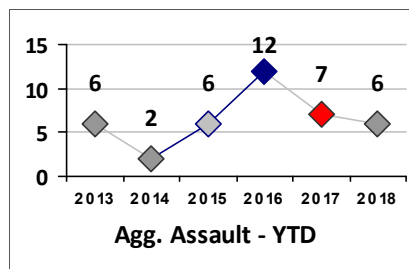
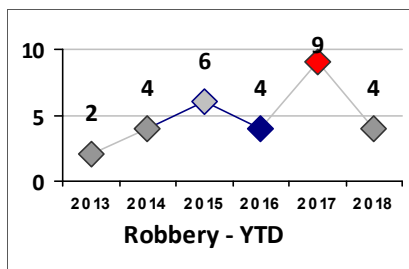
Past 28 Days
1/8/2018 - 2/4/2018

Year to Date
January 1 - February 4

Violent Crime	Current Week	Last Week	Wk 3	Wk 2	Past 28 Days	Past 28 Days LY	Chg.	Current Year	Last Year	Chg.	Wght. 5yr Avg	Chg.
	Homicide	0	0	0	0	0	0	--	0	0	0%	0
Sex Offenses, Forcible*	0	0	0	1	1	4	-75%	1	5	-80%	4	-75%
Robbery Other	1	1	1	1	4	9	-56%	5	9	-44%	5	0%
Robbery W Firearm	1	0	0	0	1	0	--	1	1	0%	2	-50%
Agg. Assault	1	0	1	2	4	8	-50%	6	8	-25%	7	-14%
Agg. Assault W Firearm	1	1	0	0	2	0	--	2	1	100%	2	0%
Total	4	2	2	4	12	21	-43%	15	24	-38%	21	-29%

Property Crime	Current Week	Last Week	Wk 3	Wk 2	Past 28 Days	Past 28 Days LY	Chg.	Current Year	Last Year	Chg.	Wght. 5yr Avg	Chg.
	Burglary	1	1	1	0	3	11	-73%	5	12	-58%	16
MV Theft	1	0	1	2	4	12	-67%	5	18	-72%	14	-64%
Larceny from MV	7	17	7	9	40	61	-34%	52	67	-22%	44	18%
Larceny**	6	3	3	7	19	18	6%	24	27	-11%	28	-14%
Total	15	21	12	18	66	102	-35%	86	124	-31%	102	-16%

Other Crime	Current Week	Last Week	Wk 3	Wk 2	Past 28 Days	Past 28 Days LY	Chg.	Current Year	Last Year	Chg.	Wght. 5yr Avg	Chg.
	Assault Other	6	2	4	5	17	23	-26%	25	29	-14%	30
Vandalism	3	3	11	4	21	32	-34%	25	38	-34%	29	-14%
Drug Offenses	1	3	3	5	12	3	300%	14	4	250%	14	0%
Weapons Offenses	1	1	1	0	3	4	-25%	3	5	-40%	6	-50%
Liquor Law Violations	0	0	0	0	0	2	--	0	2	-100%	1	--
Total	11	9	19	14	53	64	-17%	67	78	-14%	79	-15%



Figures are preliminary and subject to further analysis and revision

* Sex Offenses, Forcible includes forcible rape, forcible sodomy, forcible fondling, sexual assault with an object

** Larceny includes shoplifting, pickpocket, pursesnatch, from building, bicycles, motor vehicle parts or accessories, and other.



Part I Crime - Comparison Report

Providence Police Department

Through 2/4/2018
Week 5

District 5

4 Week Trend
1/8/2018 - 2/4/2018

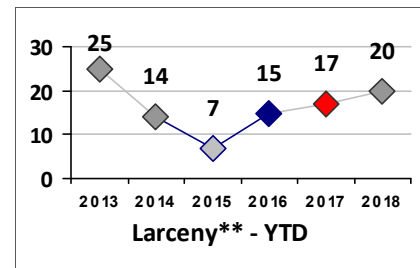
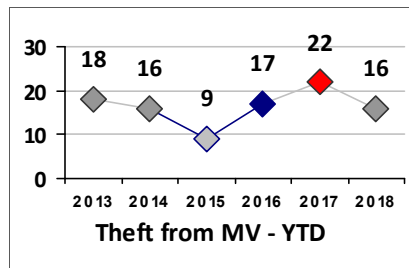
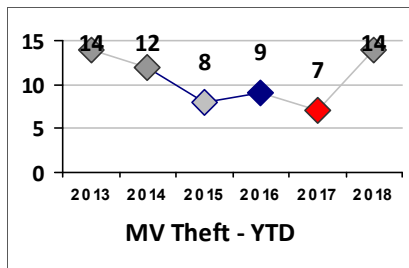
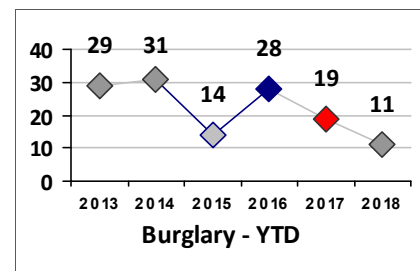
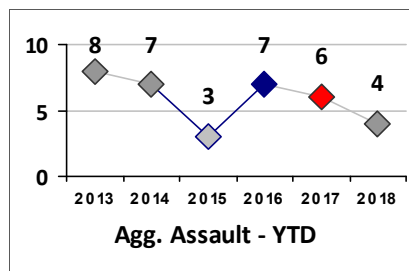
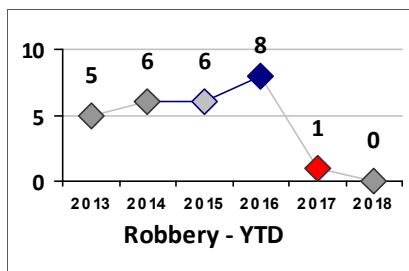
Past 28 Days
1/8/2018 - 2/4/2018

Year to Date
January 1 - February 4

Violent Crime	Current Week	Last Week	Wk 3	Wk 2	Past 28 Days	Past 28 Days LY	Chg.	Current Year	Last Year	Chg.	Wght. 5yr Avg	Chg.
Homicide	0	0	0	0	0	0	--	0	0	0%	0	--
Sex Offenses, Forcible*	1	3	0	1	5	1	400%	5	1	400%	1	400%
Robbery Other	0	0	0	0	0	2	--	0	2	-100%	4	--
Robbery W Firearm	0	0	0	0	0	1	--	0	1	-100%	2	--
Agg. Assault	1	2	0	0	3	3	0%	4	3	33%	4	0%
Agg. Assault W Firearm	0	1	0	0	1	3	-67%	1	5	-80%	3	-67%
Total	2	6	0	1	9	10	-10%	10	12	-17%	14	-29%

Property Crime	Current Week	Last Week	Wk 3	Wk 2	Past 28 Days	Past 28 Days LY	Chg.	Current Year	Last Year	Chg.	Wght. 5yr Avg	Chg.
Burglary	4	5	1	2	12	18	-33%	15	22	-32%	25	-40%
MV Theft	1	3	3	1	8	9	-11%	14	10	40%	11	27%
Larceny from MV	5	6	6	2	19	17	12%	22	24	-8%	22	0%
Larceny**	8	10	5	2	25	22	14%	28	25	12%	21	33%
Total	18	24	15	7	64	66	-3%	79	81	-2%	79	0%

Other Crime	Current Week	Last Week	Wk 3	Wk 2	Past 28 Days	Past 28 Days LY	Chg.	Current Year	Last Year	Chg.	Wght. 5yr Avg	Chg.
Assault Other	5	7	7	5	24	23	4%	31	28	11%	28	11%
Vandalism	6	8	7	9	30	26	15%	38	34	12%	27	41%
Drug Offenses	4	11	3	1	19	14	36%	20	16	25%	17	18%
Weapons Offenses	0	0	0	3	3	1	200%	3	1	200%	3	0%
Liquor Law Violations	0	0	0	0	0	0	--	0	0	0%	0	--
Total	15	26	17	18	76	64	19%	92	79	16%	74	24%



Figures are preliminary and subject to further analysis and revision

* Sex Offenses, Forcible includes forcible rape, forcible sodomy, forcible fondling, sexual assault with an object

** Larceny includes shoplifting, pickpocket, pursesnatch, from building, bicycles, motor vehicle parts or accessories, and other.



Part I Crime - Comparison Report

Providence Police Department

Through 2/4/2018
Week 5

District 6

4 Week Trend
1/8/2018 - 2/4/2018

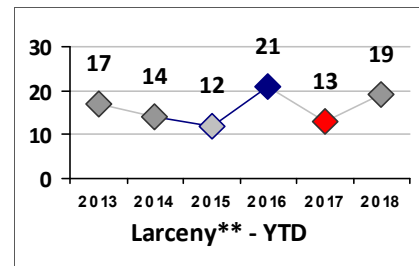
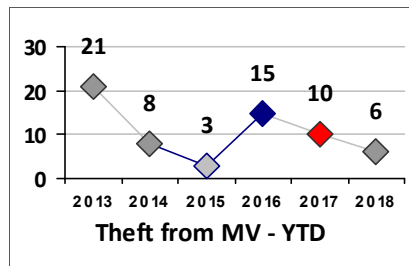
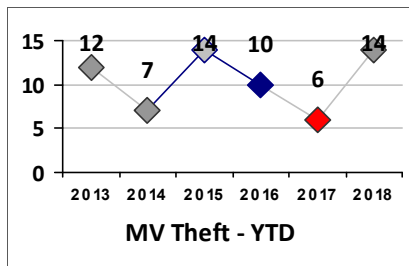
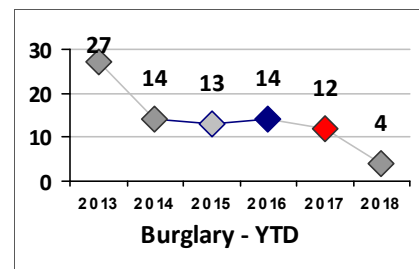
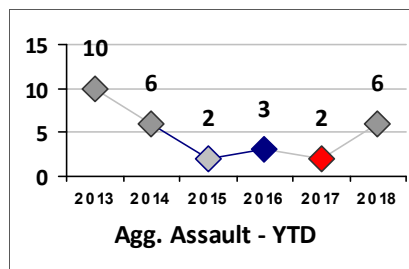
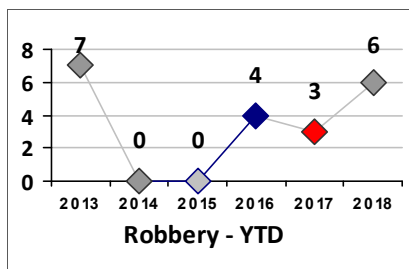
Past 28 Days
1/8/2018 - 2/4/2018

Year to Date
January 1 - February 4

Violent Crime	Current Week	Last Week	Wk 3	Wk 2	Past 28 Days	Past 28 Days LY	Chg.	Current Year	Last Year	Chg.	Wght. 5yr Avg	Chg.
Homicide	0	0	0	0	0	0	--	1	0	100%	0	--
Sex Offenses, Forcible*	0	0	0	1	1	2	-50%	1	2	-50%	1	0%
Robbery Other	0	0	2	1	3	2	50%	3	2	50%	2	50%
Robbery W Firearm	0	0	2	0	2	2	0%	3	2	50%	1	200%
Agg. Assault	0	0	3	0	3	2	50%	3	2	50%	3	0%
Agg. Assault W Firearm	0	2	1	0	3	1	200%	3	1	200%	1	200%
Total	0	2	8	2	12	9	33%	14	9	56%	8	75%

Property Crime	Current Week	Last Week	Wk 3	Wk 2	Past 28 Days	Past 28 Days LY	Chg.	Current Year	Last Year	Chg.	Wght. 5yr Avg	Chg.
Burglary	2	0	0	3	5	13	-62%	6	14	-57%	17	-65%
MV Theft	3	3	4	5	15	3	400%	18	6	200%	10	80%
Larceny from MV	1	2	2	0	5	7	-29%	7	12	-42%	14	-50%
Larceny**	4	3	6	4	17	11	55%	23	17	35%	21	10%
Total	10	8	12	12	42	34	24%	54	49	10%	61	-11%

Other Crime	Current Week	Last Week	Wk 3	Wk 2	Past 28 Days	Past 28 Days LY	Chg.	Current Year	Last Year	Chg.	Wght. 5yr Avg	Chg.
Assault Other	4	8	1	2	15	17	-12%	16	19	-16%	20	-20%
Vandalism	3	5	2	1	11	18	-39%	13	22	-41%	23	-43%
Drug Offenses	3	2	0	4	9	2	350%	10	2	400%	3	233%
Weapons Offenses	2	2	1	0	5	1	400%	5	1	400%	4	25%
Liquor Law Violations	0	0	0	0	0	1	--	0	2	-100%	1	--
Total	12	17	4	7	40	39	3%	44	46	-4%	51	-14%



Figures are preliminary and subject to further analysis and revision

* Sex Offenses, Forcible includes forcible rape, forcible sodomy, forcible fondling, sexual assault with an object

** Larceny includes shoplifting, pickpocket, pursesnatch, from building, bicycles, motor vehicle parts or accessories, and other.



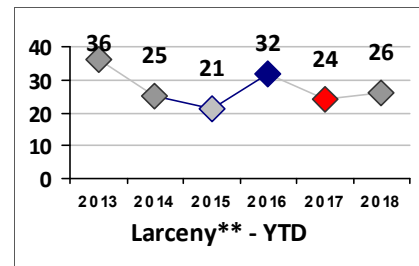
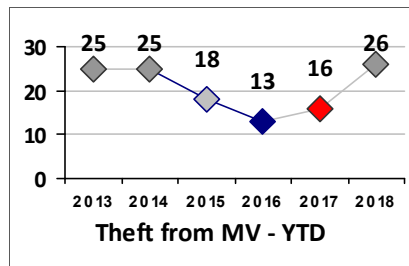
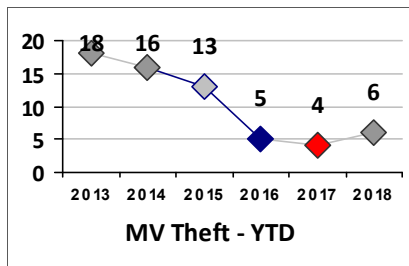
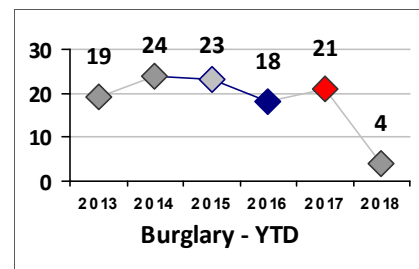
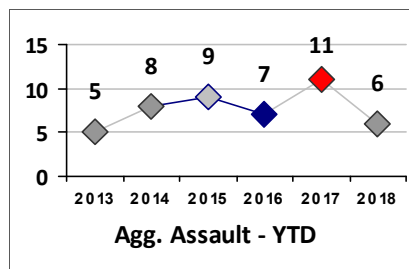
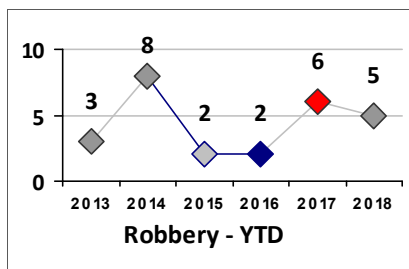
Part I Crime - Comparison Report

Providence Police Department

Through 2/4/2018
Week 5

District 7

	4 Week Trend 1/8/2018 - 2/4/2018				Past 28 Days 1/8/2018 - 2/4/2018			Year to Date January 1 - February 4				
Violent Crime	Current Week	Last Week	Wk 3	Wk 2	Past 28 Days	Past 28 Days LY	Chg.	Current Year	Last Year	Chg.	Wght. 5yr Avg	Chg.
Homicide	0	0	0	0	0	0	--	0	0	0%	0	--
Sex Offenses, Forcible*	1	1	1	0	3	2	50%	3	4	-25%	3	0%
Robbery Other	0	1	1	1	3	1	200%	4	2	100%	3	33%
Robbery W Firearm	0	1	0	0	1	2	-50%	1	4	-75%	3	-67%
Agg. Assault	1	2	1	1	5	6	-17%	7	9	-22%	7	0%
Agg. Assault W Firearm	0	0	0	0	0	2	--	0	3	-100%	3	--
Total	2	5	3	2	12	13	-8%	15	22	-32%	18	-17%
Property Crime	Current Week	Last Week	Wk 3	Wk 2	Past 28 Days	Past 28 Days LY	Chg.	Current Year	Last Year	Chg.	Wght. 5yr Avg	Chg.
Burglary	2	0	2	2	6	15	-60%	6	23	-74%	24	-75%
MV Theft	6	2	0	2	10	6	67%	12	6	100%	11	9%
Larceny from MV	7	10	9	3	29	19	53%	33	20	65%	22	50%
Larceny**	10	6	10	6	32	21	52%	36	30	20%	32	13%
Total	25	18	21	13	77	61	26%	87	79	10%	89	-2%
Other Crime	Current Week	Last Week	Wk 3	Wk 2	Past 28 Days	Past 28 Days LY	Chg.	Current Year	Last Year	Chg.	Wght. 5yr Avg	Chg.
Assault Other	5	9	11	4	29	26	12%	32	31	3%	29	10%
Vandalism	14	5	14	9	42	26	62%	45	38	18%	31	45%
Drug Offenses	4	7	4	2	17	5	240%	25	8	213%	8	213%
Weapons Offenses	0	4	5	1	10	8	25%	12	10	20%	8	50%
Liquor Law Violations	2	4	3	0	9	4	125%	9	4	125%	6	50%
Total	25	29	37	16	107	69	55%	123	91	35%	82	50%



Figures are preliminary and subject to further analysis and revision

* Sex Offenses, Forcible includes forcible rape, forcible sodomy, forcible fondling, sexual assault with an object

** Larceny includes shoplifting, pickpocket, pursesnatch, from building, bicycles, motor vehicle parts or accessories, and other.



Part I Crime - Comparison Report

Providence Police Department

Through 2/4/2018
Week 5

District 8

4 Week Trend
1/8/2018 - 2/4/2018

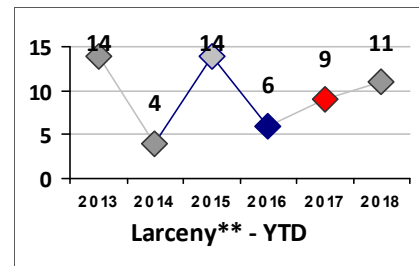
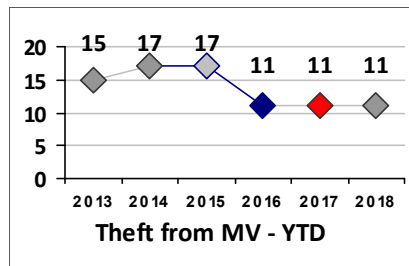
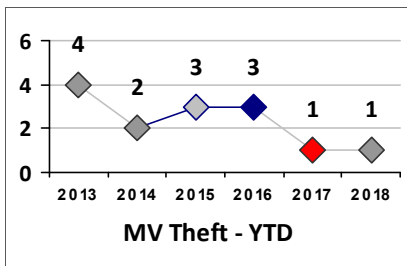
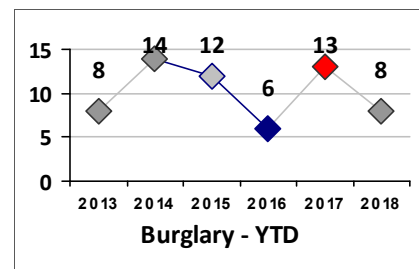
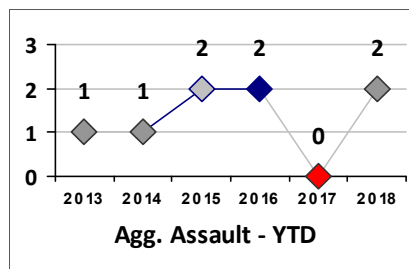
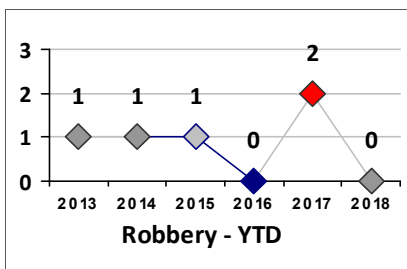
Past 28 Days
1/8/2018 - 2/4/2018

Year to Date
January 1 - February 4

Violent Crime	Current Week	Last Week	Wk 3	Wk 2	Past 28 Days	Past 28 Days LY	Chg.	Current Year	Last Year	Chg.	Wght. 5yr Avg	Chg.
Homicide	0	0	0	0	0	0	--	0	0	0%	0	--
Sex Offenses, Forcible*	0	0	0	0	0	0	--	0	0	0%	1	--
Robbery Other	0	0	0	0	0	0	--	0	2	-100%	1	--
Robbery W Firearm	0	0	0	0	0	0	--	0	0	0%	0	--
Agg. Assault	2	0	0	0	2	0	--	4	0	400%	0	--
Agg. Assault W Firearm	0	0	1	0	1	0	--	1	0	100%	1	0%
Total	2	0	1	0	3	0	300%	5	2	150%	2	150%

Property Crime	Current Week	Last Week	Wk 3	Wk 2	Past 28 Days	Past 28 Days LY	Chg.	Current Year	Last Year	Chg.	Wght. 5yr Avg	Chg.
Burglary	1	2	2	5	10	17	-41%	10	19	-47%	14	-29%
MV Theft	0	0	0	1	1	1	0%	1	1	0%	2	-50%
Larceny from MV	1	3	2	6	12	11	9%	12	12	0%	16	-25%
Larceny**	2	4	3	2	11	9	22%	13	11	18%	12	8%
Total	4	9	7	14	34	38	-11%	36	43	-16%	43	-16%

Other Crime	Current Week	Last Week	Wk 3	Wk 2	Past 28 Days	Past 28 Days LY	Chg.	Current Year	Last Year	Chg.	Wght. 5yr Avg	Chg.
Assault Other	4	1	0	1	6	6	0%	7	9	-22%	8	-13%
Vandalism	2	4	1	3	10	8	25%	11	7	57%	10	10%
Drug Offenses	0	0	0	0	0	7	--	0	7	-100%	4	--
Weapons Offenses	0	0	0	0	0	3	--	2	3	-33%	1	100%
Liquor Law Violations	0	0	0	0	0	0	--	0	0	0%	0	--
Total	6	5	1	4	16	24	-33%	20	26	-23%	22	-9%



Figures are preliminary and subject to further analysis and revision

* Sex Offenses, Forcible includes forcible rape, forcible sodomy, forcible fondling, sexual assault with an object

** Larceny includes shoplifting, pickpocket, pursesnatch, from building, bicycles, motor vehicle parts or accessories, and other.



Part I Crime - Comparison Report

Providence Police Department

Through 2/4/2018
Week 5

District 9

4 Week Trend
1/8/2018 - 2/4/2018

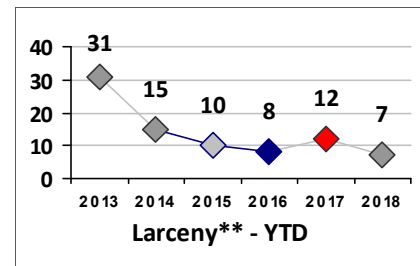
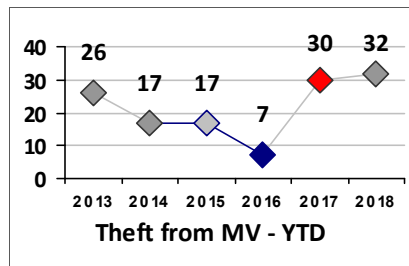
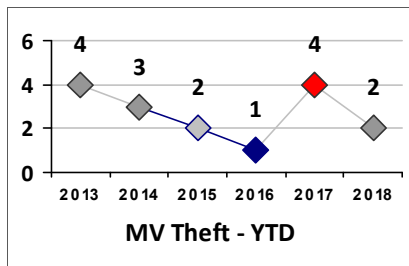
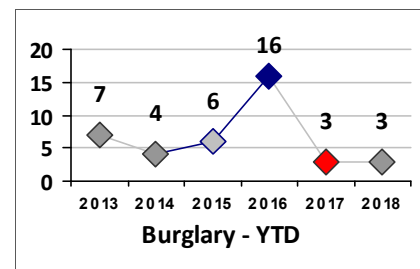
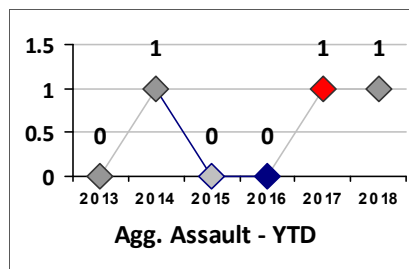
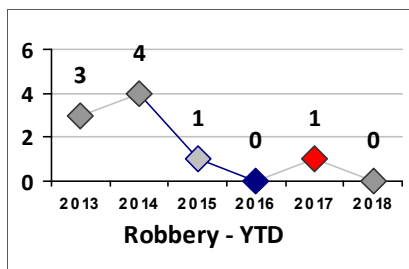
Past 28 Days
1/8/2018 - 2/4/2018

Year to Date
January 1 - February 4

Violent Crime	Current Week	Last Week	Wk 3	Wk 2	Past 28 Days	Past 28 Days LY	Chg.	Current Year	Last Year	Chg.	Wght. 5yr Avg	Chg.
Homicide	0	0	0	0	0	0	--	0	0	0%	0	--
Sex Offenses, Forcible*	0	0	0	0	0	0	--	0	1	-100%	0	--
Robbery Other	0	0	0	0	0	1	--	0	1	-100%	1	--
Robbery W Firearm	0	0	0	0	0	1	--	0	1	-100%	1	--
Agg. Assault	2	0	0	0	2	0	--	2	0	200%	0	--
Agg. Assault W Firearm	0	0	0	0	0	1	--	1	1	0%	0	--
Total	2	0	0	0	2	3	-33%	3	4	-25%	2	50%

Property Crime	Current Week	Last Week	Wk 3	Wk 2	Past 28 Days	Past 28 Days LY	Chg.	Current Year	Last Year	Chg.	Wght. 5yr Avg	Chg.
Burglary	2	1	0	2	5	1	400%	5	3	67%	9	-44%
MV Theft	1	1	0	0	2	2	0%	3	4	-25%	3	0%
Larceny from MV	13	5	11	10	39	28	39%	45	37	22%	24	88%
Larceny**	4	3	2	2	11	14	-21%	12	17	-29%	16	-25%
Total	20	10	13	14	57	45	27%	65	61	7%	51	27%

Other Crime	Current Week	Last Week	Wk 3	Wk 2	Past 28 Days	Past 28 Days LY	Chg.	Current Year	Last Year	Chg.	Wght. 5yr Avg	Chg.
Assault Other	3	1	1	0	5	6	-17%	5	6	-17%	6	-17%
Vandalism	2	3	5	1	11	8	38%	14	11	27%	8	75%
Drug Offenses	0	0	0	0	0	0	--	0	0	0%	1	--
Weapons Offenses	1	0	0	0	1	4	-75%	1	5	-80%	2	-50%
Liquor Law Violations	0	0	0	0	0	2	--	0	2	-100%	1	--
Total	6	4	6	1	17	20	-15%	20	24	-17%	16	25%



Figures are preliminary and subject to further analysis and revision

* Sex Offenses, Forcible includes forcible rape, forcible sodomy, forcible fondling, sexual assault with an object

** Larceny includes shoplifting, pickpocket, pursesnatch, from building, bicycles, motor vehicle parts or accessories, and other.