



Part I Crime - Comparison Report

Providence Police Department

Through 1/20/2019
Week 3

Citywide

4 Week Trend
12/24/2018 - 1/20/2019

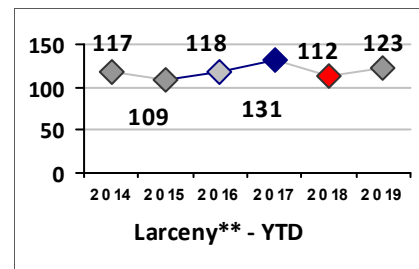
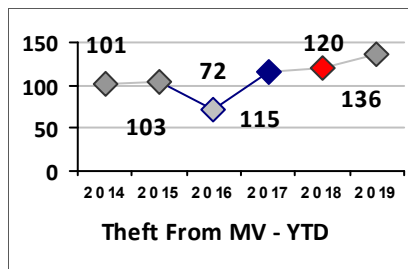
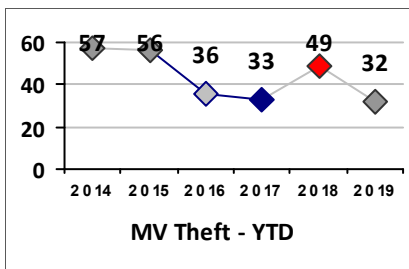
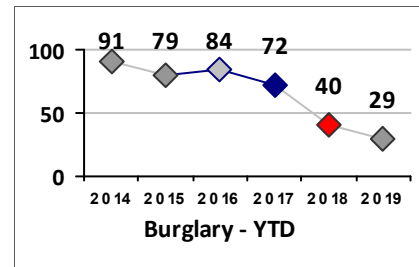
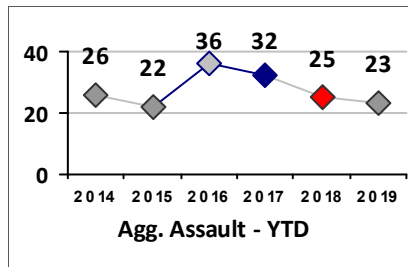
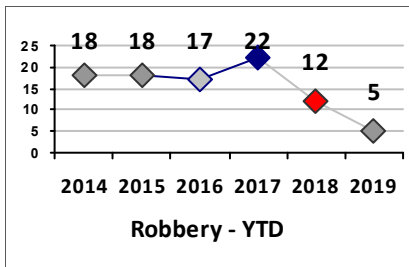
Past 28 Days
12/24/2018 - 1/20/2019

Year to Date
January 1 - January 20

Violent Crime	Current Week	Last Week	Wk 1	4th Wk	Past 28 Days	Past 28 Days LY	Chg.	Current Year	Last Year	Chg.	Wght. 5yr Avg	Chg.
	Homicide	1	0	1	1	3	1	200%	2	1	100%	0
Sex Offenses, Forcible*	4	5	1	0	10	10	0%	10	9	11%	11	-9%
Robbery W Firearm	0	2	1	2	5	6	-17%	3	4	-25%	5	-40%
Robbery Other	1	1	0	3	5	12	-58%	2	9	-78%	12	-83%
Agg. Assault W Firearm	2	1	1	2	6	8	-25%	4	7	-43%	9	-56%
Agg. Assault	5	8	10	7	30	26	15%	19	20	-5%	20	-5%
Total	13	17	14	15	59	63	-6%	40	50	-20%	58	-31%

Property Crime	Current Week	Last Week	Wk 1	4th Wk	Past 28 Days	Past 28 Days LY	Chg.	Current Year	Last Year	Chg.	Wght. 5yr Avg	Chg.
	Burglary	12	6	12	18	48	54	-11%	29	41	-29%	68
MV Theft	14	7	15	15	51	65	-22%	32	50	-36%	45	-29%
Larceny from MV	47	48	43	51	189	160	18%	136	122	11%	111	23%
Larceny**	45	44	38	32	159	153	4%	123	118	4%	123	0%
Total	118	105	108	116	447	432	3%	320	331	-3%	346	-8%

Other Crime	Current Week	Last Week	Wk 1	4th Wk	Past 28 Days	Past 28 Days LY	Chg.	Current Year	Last Year	Chg.	Wght. 5yr Avg	Chg.
	Assault Other	29	25	32	37	123	118	4%	80	86	-7%	100
Vandalism	39	29	28	32	128	153	-16%	92	115	-20%	110	-16%
Weapons Offenses	5	3	3	3	14	24	-42%	11	24	-54%	20	-45%
Drug Offenses	8	10	18	5	41	56	-27%	35	44	-20%	42	-17%
Liquor Law Violations	0	0	0	0	0	4	-400%	0	3	--	5	--
Total	81	67	81	77	306	355	-14%	218	272	-20%	277	-21%



Figures are preliminary and subject to further analysis and revision

* Sex Offenses, Forcible includes forcible rape, forcible sodomy, forcible fondling, sexual assault with an object

** Larceny includes shoplifting, pickpocket, pursesnatch, from building, bicycles, motor vehicle parts or accessories, and other.



Part I Crime - Comparison Report

Providence Police Department

Through 1/20/2019
Week 3

District 1

4 Week Trend
12/24/2018 - 1/20/2019

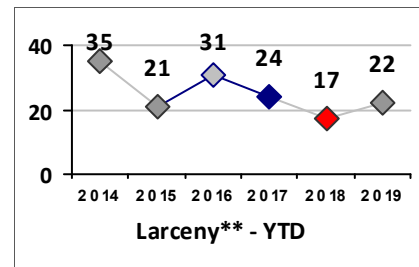
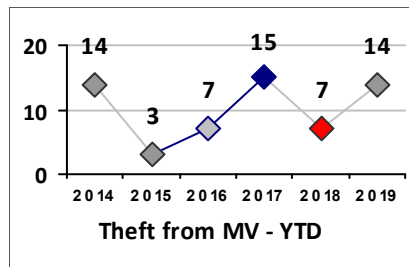
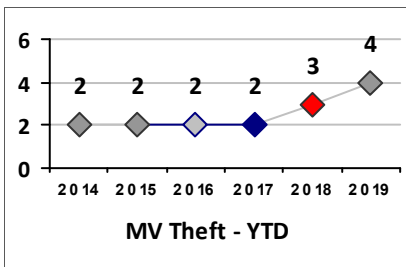
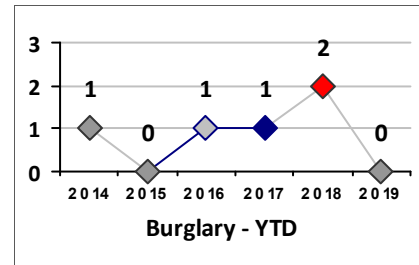
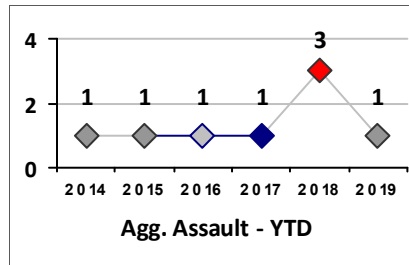
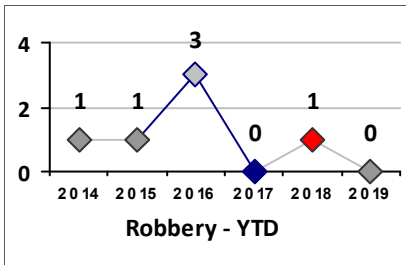
Past 28 Days
12/24/2018 - 1/20/2019

Year to Date
January 1 - January 20

Violent Crime	Current Week	Last Week	Wk 1	4th Wk	Past 28 Days	Past 28 Days LY	Chg.	Current Year	Last Year	Chg.	Wght. 5yr Avg	Chg.
	Homicide	0	0	0	1	1	0	--	0	0	0%	0
Sex Offenses, Forcible*	0	0	0	0	0	2	--	0	2	-100%	1	--
Robbery Other	0	0	0	0	0	1	--	0	1	-100%	1	--
Robbery W Firearm	0	0	0	1	1	0	--	0	0	0%	0	--
Agg. Assault	0	0	1	1	2	2	0%	1	2	-50%	1	0%
Agg. Assault W Firearm	0	0	0	0	0	1	--	0	1	-100%	0	--
Total	0	0	1	3	4	6	-33%	1	6	-83%	3	-67%

Property Crime	Current Week	Last Week	Wk 1	4th Wk	Past 28 Days	Past 28 Days LY	Chg.	Current Year	Last Year	Chg.	Wght. 5yr Avg	Chg.
	Burglary	0	0	0	2	2	2	0%	0	2	-100%	1
MV Theft	3	0	1	0	4	3	33%	4	3	33%	3	33%
Larceny from MV	5	4	5	2	16	12	33%	14	7	100%	10	40%
Larceny**	7	8	7	6	28	24	17%	22	17	29%	24	-8%
Total	15	12	13	10	50	41	22%	40	29	38%	37	8%

Other Crime	Current Week	Last Week	Wk 1	4th Wk	Past 28 Days	Past 28 Days LY	Chg.	Current Year	Last Year	Chg.	Wght. 5yr Avg	Chg.
	Assault Other	4	4	2	2	12	12	0%	9	9	0%	9
Vandalism	1	1	2	0	4	10	-60%	4	8	-50%	10	-60%
Drug Offenses	1	0	2	0	3	2	50%	2	1	100%	3	-33%
Weapons Offenses	0	0	1	2	3	2	50%	1	2	-50%	1	0%
Liquor Law Violations	0	0	0	0	0	0	--	0	0	0%	1	--
Total	6	5	7	4	22	26	-15%	16	20	-20%	23	-30%



Figures are preliminary and subject to further analysis and revision

* Sex Offenses, Forcible includes forcible rape, forcible sodomy, forcible fondling, sexual assault with an object

** Larceny includes shoplifting, pickpocket, pursesnatch, from building, bicycles, motor vehicle parts or accessories, and other.



Part I Crime - Comparison Report

Providence Police Department

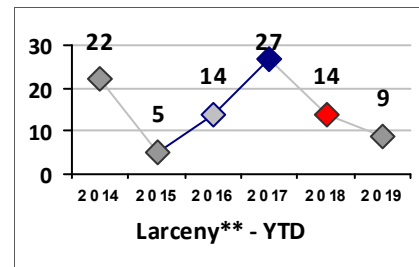
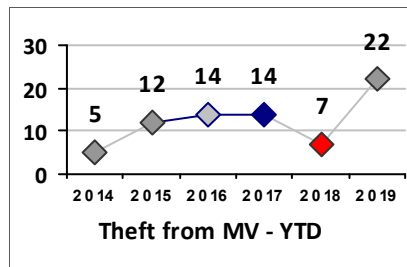
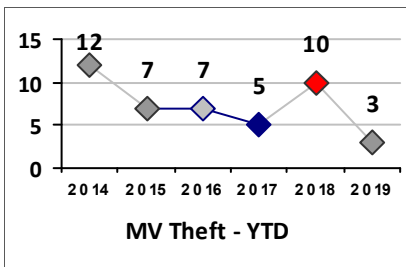
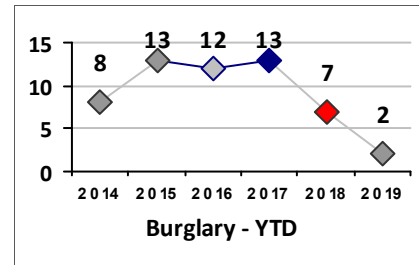
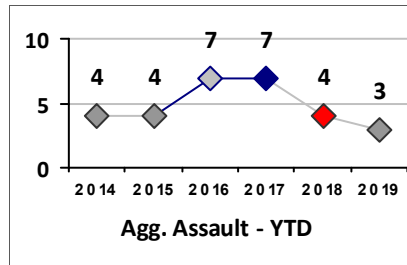
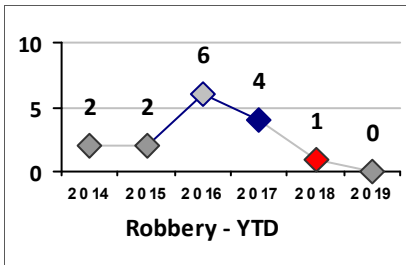
Through 1/20/2019
Week 3

District 2											
4 Week Trend 12/24/2018 - 1/20/2019				Past 28 Days 12/24/2018 - 1/20/2019				Year to Date January 1 - January 20			

Violent Crime	Current Week	Last Week	Wk 1	4th Wk	Past 28 Days	Past 28 Days LY	Chg.	Current Year	Last Year	Chg.	Wght. 5yr Avg	Chg.
Homicide	0	0	0	0	0	0	--	0	0	0%	0	--
Sex Offenses, Forcible*	1	0	1	0	2	1	100%	2	1	100%	2	0%
Robbery Other	0	0	0	0	0	0	--	0	0	0%	2	--
Robbery W Firearm	0	0	0	0	0	2	--	0	1	-100%	1	--
Agg. Assault	0	2	3	0	5	5	0%	3	3	0%	4	-25%
Agg. Assault W Firearm	0	0	0	0	0	3	--	0	3	-100%	2	--
Total	1	2	4	0	7	11	-36%	5	8	-38%	10	-50%

Property Crime	Current Week	Last Week	Wk 1	4th Wk	Past 28 Days	Past 28 Days LY	Chg.	Current Year	Last Year	Chg.	Wght. 5yr Avg	Chg.
Burglary	0	1	1	1	3	8	-63%	2	7	-71%	11	-82%
MV Theft	1	0	2	3	6	14	-57%	3	10	-70%	8	-63%
Larceny from MV	11	7	5	1	24	8	200%	22	7	214%	11	100%
Larceny**	2	4	3	3	12	21	-43%	9	14	-36%	17	-47%
Total	14	12	11	8	45	51	-12%	36	38	-5%	46	-22%

Other Crime	Current Week	Last Week	Wk 1	4th Wk	Past 28 Days	Past 28 Days LY	Chg.	Current Year	Last Year	Chg.	Wght. 5yr Avg	Chg.
Assault Other	7	1	8	3	19	17	12%	15	12	25%	17	-12%
Vandalism	3	4	3	4	14	19	-26%	9	15	-40%	15	-40%
Drug Offenses	2	3	4	1	10	4	150%	9	2	350%	7	29%
Weapons Offenses	0	1	0	0	1	3	-67%	1	3	-67%	3	-67%
Liquor Law Violations	0	0	0	0	0	0	--	0	0	0%	0	--
Total	12	9	15	8	44	43	2%	34	32	6%	41	-17%



Figures are preliminary and subject to further analysis and revision

* Sex Offenses, Forcible includes forcible rape, forcible sodomy, forcible fondling, sexual assault with an object

** Larceny includes shoplifting, pickpocket, pursesnatch, from building, bicycles, motor vehicle parts or accessories, and other.



Part I Crime - Comparison Report

Providence Police Department

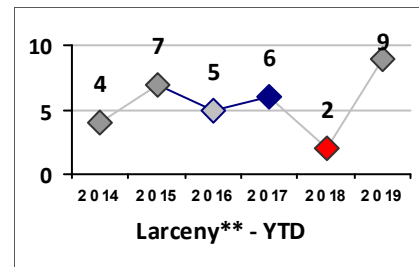
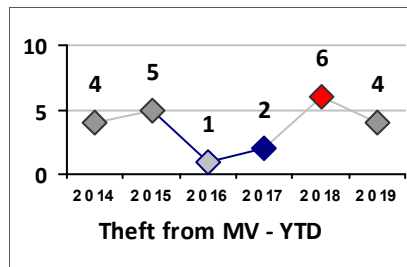
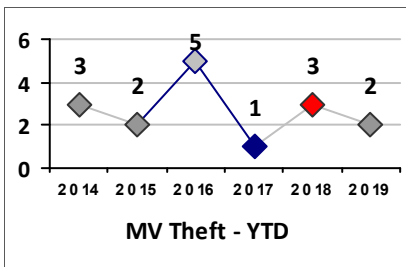
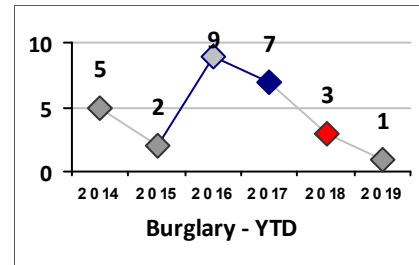
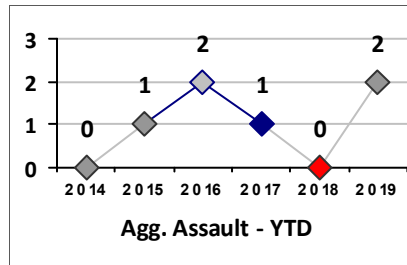
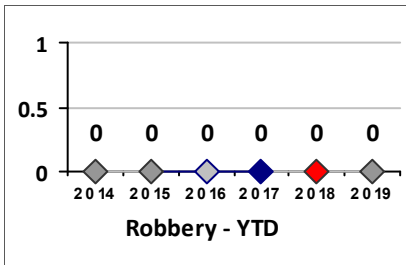
Through 1/20/2019
Week 3

District 3												
4 Week Trend 12/24/2018 - 1/20/2019					Past 28 Days 12/24/2018 - 1/20/2019			Year to Date January 1 - January 20				

Violent Crime	Current Week	Last Week	Wk 1	4th Wk	Past 28 Days	Past 28 Days LY	Chg.	Current Year	Last Year	Chg.	Wght. 5yr Avg	Chg.
Homicide	0	0	0	0	0	0	--	0	0	0%	0	--
Sex Offenses, Forcible*	0	0	0	0	0	0	--	0	0	0%	0	--
Robbery Other	0	0	0	0	0	0	--	0	0	0%	0	--
Robbery W Firearm	0	0	0	0	0	1	--	0	0	0%	0	--
Agg. Assault	1	1	0	0	2	0	--	2	0	200%	1	100%
Agg. Assault W Firearm	0	0	0	0	0	0	--	0	0	0%	0	--
Total	1	1	0	0	2	1	100%	2	0	200%	0	200%

Property Crime	Current Week	Last Week	Wk 1	4th Wk	Past 28 Days	Past 28 Days LY	Chg.	Current Year	Last Year	Chg.	Wght. 5yr Avg	Chg.
Burglary	1	0	0	0	1	5	-80%	1	3	-67%	5	-80%
MV Theft	1	0	1	1	3	4	-25%	2	3	-33%	3	-33%
Larceny from MV	1	3	0	1	5	9	-44%	4	6	-33%	4	0%
Larceny**	7	1	1	1	10	4	150%	9	2	350%	5	80%
Total	10	4	2	3	19	22	-14%	16	14	14%	16	0%

Other Crime	Current Week	Last Week	Wk 1	4th Wk	Past 28 Days	Past 28 Days LY	Chg.	Current Year	Last Year	Chg.	Wght. 5yr Avg	Chg.
Assault Other	1	0	2	1	4	3	33%	3	1	200%	6	-50%
Vandalism	1	1	0	2	4	7	-43%	2	1	100%	5	-60%
Drug Offenses	1	1	0	0	2	9	-78%	2	5	-60%	4	-50%
Weapons Offenses	1	0	0	0	1	4	-75%	1	4	-75%	2	-50%
Liquor Law Violations	0	0	0	0	0	0	--	0	0	0%	0	--
Total	4	2	2	3	11	23	-52%	8	11	-27%	17	-53%



Figures are preliminary and subject to further analysis and revision

* Sex Offenses, Forcible includes forcible rape, forcible sodomy, forcible fondling, sexual assault with an object

** Larceny includes shoplifting, pickpocket, pursesnatch, from building, bicycles, motor vehicle parts or accessories, and other.



Part I Crime - Comparison Report

Providence Police Department

Through 1/20/2019
Week 3

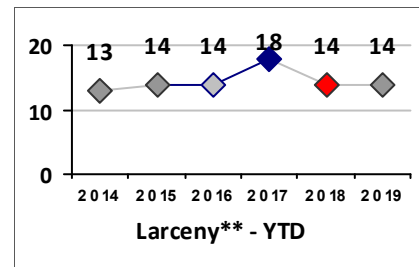
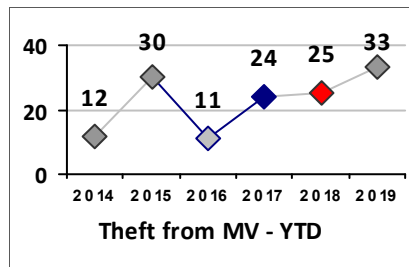
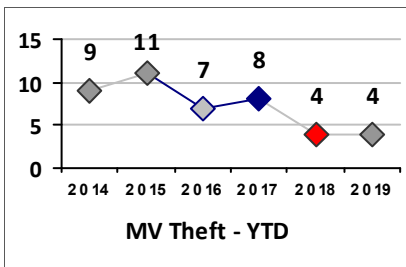
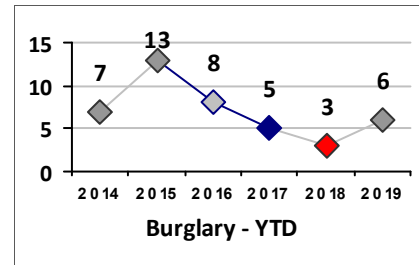
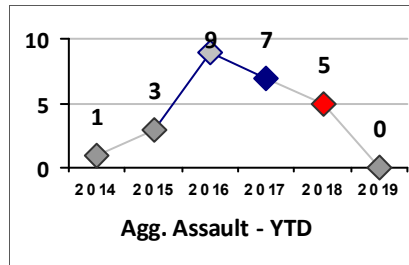
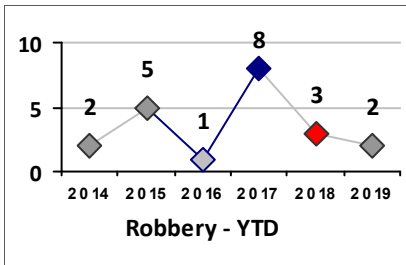
District 4

4 Week Trend 12/24/2018 - 1/20/2019	Past 28 Days 12/24/2018 - 1/20/2019	Year to Date January 1 - January 20
--	--	--

Violent Crime	Current Week	Last Week	Wk 1	4th Wk	Past 28 Days	Past 28 Days LY	Chg.	Current Year	Last Year	Chg.	Wght. 5yr Avg	Chg.
Homicide	0	0	0	0	0	0	--	0	0	0%	0	--
Sex Offenses, Forcible*	1	0	0	0	1	1	0%	1	1	0%	1	0%
Robbery Other	1	0	0	2	3	4	-25%	1	3	-67%	4	-75%
Robbery W Firearm	0	1	0	0	1	0	--	1	0	100%	1	0%
Agg. Assault	0	0	1	2	3	5	-40%	0	5	-100%	5	--
Agg. Assault W Firearm	0	0	0	0	0	0	--	0	0	0%	1	--
Total	2	1	1	4	8	10	-20%	3	9	-67%	11	-73%

Property Crime	Current Week	Last Week	Wk 1	4th Wk	Past 28 Days	Past 28 Days LY	Chg.	Current Year	Last Year	Chg.	Wght. 5yr Avg	Chg.
Burglary	3	2	2	6	13	3	333%	6	3	100%	6	0%
MV Theft	2	1	3	2	8	5	60%	4	4	0%	7	-43%
Larceny from MV	12	11	11	14	48	34	41%	33	26	27%	23	43%
Larceny**	6	2	8	2	18	22	-18%	14	14	0%	16	-13%
Total	23	16	24	24	87	64	36%	57	47	21%	51	12%

Other Crime	Current Week	Last Week	Wk 1	4th Wk	Past 28 Days	Past 28 Days LY	Chg.	Current Year	Last Year	Chg.	Wght. 5yr Avg	Chg.
Assault Other	4	6	2	11	23	23	0%	12	17	-29%	17	-29%
Vandalism	8	6	8	5	27	22	23%	20	20	0%	17	18%
Drug Offenses	0	2	3	2	7	13	-46%	5	10	-50%	7	-29%
Weapons Offenses	2	0	0	1	3	1	200%	2	1	100%	2	0%
Liquor Law Violations	0	0	0	0	0	0	--	0	0	0%	0	--
Total	14	14	13	19	60	59	2%	39	48	-19%	42	-7%



Figures are preliminary and subject to further analysis and revision

* Sex Offenses, Forcible includes forcible rape, forcible sodomy, forcible fondling, sexual assault with an object

** Larceny includes shoplifting, pickpocket, pursesnatch, from building, bicycles, motor vehicle parts or accessories, and other.



Part I Crime - Comparison Report

Providence Police Department

Through 1/20/2019
Week 3

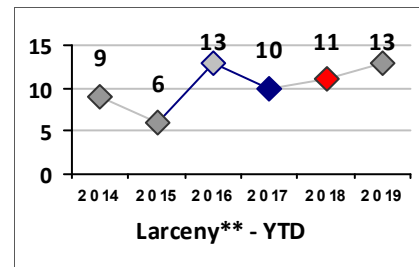
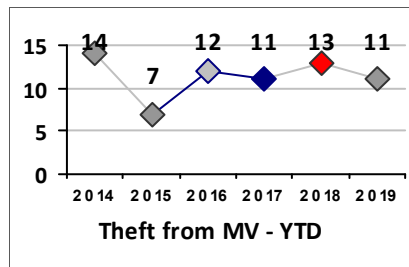
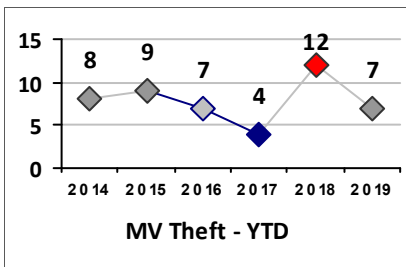
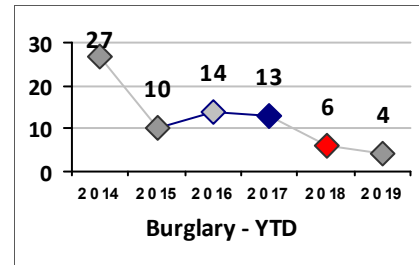
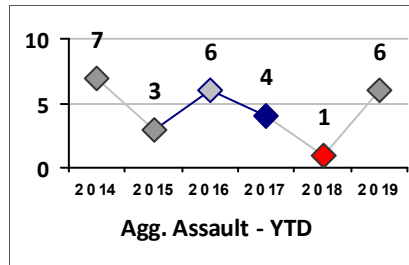
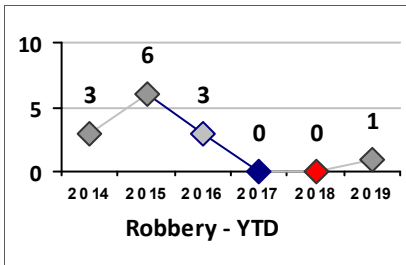
District 5

4 Week Trend 12/24/2018 - 1/20/2019	Past 28 Days 12/24/2018 - 1/20/2019	Year to Date January 1 - January 20
--	--	--

Violent Crime	Current Week	Last Week	Wk 1	4th Wk	Past 28 Days	Past 28 Days LY	Chg.	Current Year	Last Year	Chg.	Wght. 5yr Avg	Chg.
Homicide	0	0	0	0	0	0	--	0	0	0%	0	--
Sex Offenses, Forcible*	2	2	0	0	4	2	100%	4	1	300%	2	100%
Robbery Other	0	0	0	1	1	1	0%	0	0	0%	1	--
Robbery W Firearm	0	0	1	0	1	0	--	1	0	100%	1	0%
Agg. Assault	2	0	3	2	7	2	250%	4	1	300%	2	100%
Agg. Assault W Firearm	2	0	0	1	3	0	--	2	0	200%	2	0%
Total	6	2	4	4	16	5	220%	11	2	450%	7	57%

Property Crime	Current Week	Last Week	Wk 1	4th Wk	Past 28 Days	Past 28 Days LY	Chg.	Current Year	Last Year	Chg.	Wght. 5yr Avg	Chg.
Burglary	2	1	1	1	5	7	-29%	4	6	-33%	12	-67%
MV Theft	2	2	4	2	10	16	-38%	7	12	-42%	8	-13%
Larceny from MV	4	1	6	1	12	15	-20%	11	13	-15%	12	-8%
Larceny**	3	7	3	1	14	15	-7%	13	12	8%	11	18%
Total	11	11	14	5	41	53	-23%	35	43	-19%	42	-17%

Other Crime	Current Week	Last Week	Wk 1	4th Wk	Past 28 Days	Past 28 Days LY	Chg.	Current Year	Last Year	Chg.	Wght. 5yr Avg	Chg.
Assault Other	3	2	7	7	19	22	-14%	9	19	-53%	16	-44%
Vandalism	8	2	4	1	15	25	-40%	14	23	-39%	20	-30%
Drug Offenses	2	1	2	0	5	6	-17%	5	6	-17%	8	-38%
Weapons Offenses	1	0	2	0	3	3	0%	3	3	0%	2	50%
Liquor Law Violations	0	0	0	0	0	1	--	0	0	0%	0	--
Total	14	5	15	8	42	57	-26%	31	51	-39%	45	-31%



Figures are preliminary and subject to further analysis and revision

* Sex Offenses, Forcible includes forcible rape, forcible sodomy, forcible fondling, sexual assault with an object

** Larceny includes shoplifting, pickpocket, pursesnatch, from building, bicycles, motor vehicle parts or accessories, and other.



Part I Crime - Comparison Report

Providence Police Department

Through 1/20/2019
Week 3

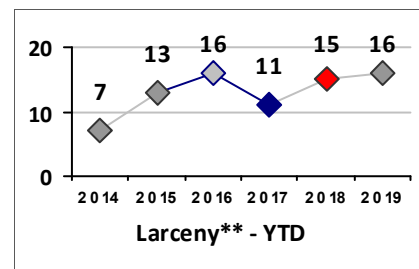
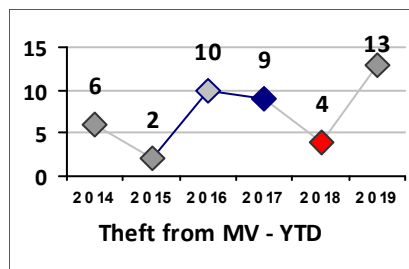
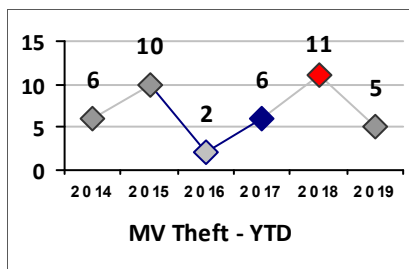
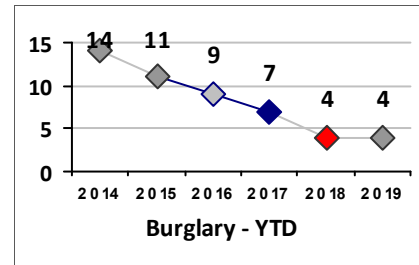
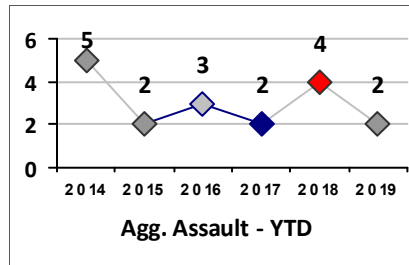
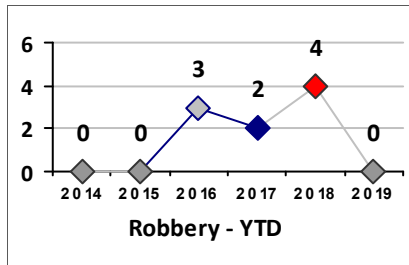
District 6

4 Week Trend 12/24/2018 - 1/20/2019	Past 28 Days 12/24/2018 - 1/20/2019	Year to Date January 1 - January 20
--	--	--

Violent Crime	Current Week	Last Week	Wk 1	4th Wk	Past 28 Days	Past 28 Days LY	Chg.	Current Year	Last Year	Chg.	Wght. 5yr Avg	Chg.
Homicide	1	0	1	0	2	1	100%	2	1	100%	0	--
Sex Offenses, Forcible*	0	0	0	0	0	1	--	0	1	-100%	1	--
Robbery Other	0	0	0	0	0	2	--	0	2	-100%	1	--
Robbery W Firearm	0	0	0	1	1	3	-67%	0	3	-100%	1	--
Agg. Assault	0	2	0	1	3	5	-40%	2	3	-33%	2	0%
Agg. Assault W Firearm	0	0	0	0	0	1	--	0	1	-100%	1	--
Total	1	2	1	2	6	13	-54%	4	11	-64%	7	-43%

Property Crime	Current Week	Last Week	Wk 1	4th Wk	Past 28 Days	Past 28 Days LY	Chg.	Current Year	Last Year	Chg.	Wght. 5yr Avg	Chg.
Burglary	0	2	2	2	6	6	0%	4	4	0%	7	-43%
MV Theft	1	3	1	2	7	15	-53%	5	12	-58%	8	-38%
Larceny from MV	4	4	5	4	17	9	89%	13	4	225%	7	86%
Larceny**	7	4	6	4	21	19	11%	16	16	0%	14	14%
Total	12	13	14	12	51	49	4%	38	36	6%	35	9%

Other Crime	Current Week	Last Week	Wk 1	4th Wk	Past 28 Days	Past 28 Days LY	Chg.	Current Year	Last Year	Chg.	Wght. 5yr Avg	Chg.
Assault Other	3	3	2	5	13	12	8%	8	4	100%	9	-11%
Vandalism	4	4	2	2	12	10	20%	10	4	150%	9	11%
Drug Offenses	1	2	1	0	4	7	-43%	4	5	-20%	2	100%
Weapons Offenses	1	1	0	0	2	1	100%	2	1	100%	2	0%
Liquor Law Violations	0	0	0	0	0	0	--	0	0	0%	0	--
Total	9	10	5	7	31	30	3%	24	14	71%	23	4%



Figures are preliminary and subject to further analysis and revision

* Sex Offenses, Forcible includes forcible rape, forcible sodomy, forcible fondling, sexual assault with an object

** Larceny includes shoplifting, pickpocket, pursesnatch, from building, bicycles, motor vehicle parts or accessories, and other.



Part I Crime - Comparison Report

Providence Police Department

Through 1/20/2019
Week 3

District 7

4 Week Trend
12/24/2018 - 1/20/2019

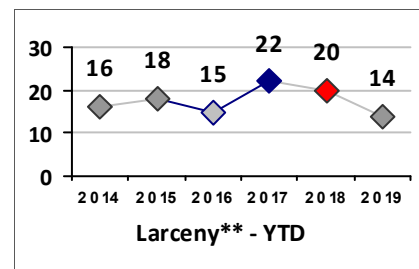
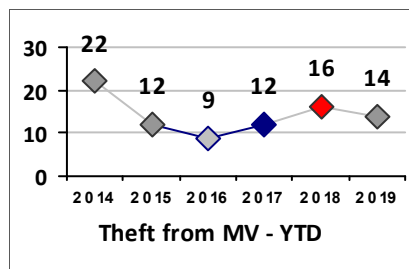
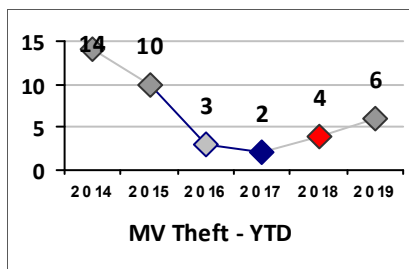
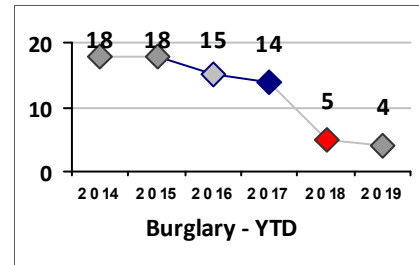
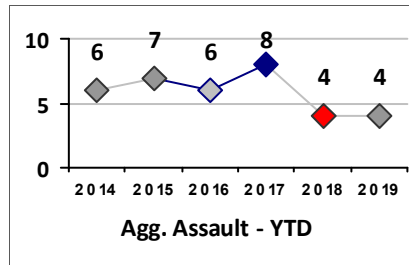
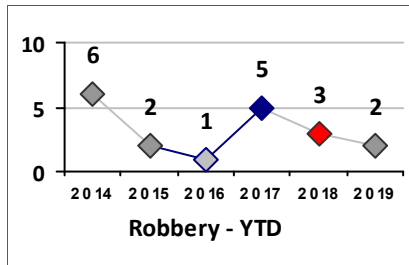
Past 28 Days
12/24/2018 - 1/20/2019

Year to Date
January 1 - January 20

Violent Crime	Current Week	Last Week	Wk 1	4th Wk	Past 28 Days	Past 28 Days LY	Chg.	Current Year	Last Year	Chg.	Wght. 5yr Avg	Chg.
	Homicide	0	0	0	0	0	0	--	0	0	0%	0
Sex Offenses, Forcible*	0	1	0	0	1	2	-50%	1	2	-50%	2	-50%
Robbery Other	0	1	0	0	1	3	-67%	1	3	-67%	2	-50%
Robbery W Firearm	0	1	0	0	1	0	--	1	0	100%	1	0%
Agg. Assault	1	1	1	0	3	5	-40%	3	4	-25%	4	-25%
Agg. Assault W Firearm	0	0	1	1	2	1	100%	1	0	100%	2	-50%
Total	1	4	2	1	8	11	-27%	7	9	-22%	11	-36%

Property Crime	Current Week	Last Week	Wk 1	4th Wk	Past 28 Days	Past 28 Days LY	Chg.	Current Year	Last Year	Chg.	Wght. 5yr Avg	Chg.
	Burglary	3	0	1	1	5	10	-50%	4	5	-20%	12
MV Theft	4	0	3	3	10	6	67%	6	4	50%	5	20%
Larceny from MV	7	3	4	7	21	21	0%	14	16	-13%	14	0%
Larceny**	5	5	5	8	23	22	5%	14	20	-30%	19	-26%
Total	19	8	13	19	59	59	0%	38	45	-16%	50	-24%

Other Crime	Current Week	Last Week	Wk 1	4th Wk	Past 28 Days	Past 28 Days LY	Chg.	Current Year	Last Year	Chg.	Wght. 5yr Avg	Chg.
	Assault Other	3	6	4	5	18	23	-22%	12	19	-37%	19
Vandalism	9	6	6	4	25	35	-29%	20	26	-23%	22	-9%
Drug Offenses	1	1	5	2	9	14	-36%	7	14	-50%	8	-13%
Weapons Offenses	0	0	0	0	0	8	--	0	8	-100%	5	--
Liquor Law Violations	0	0	0	0	0	3	--	0	3	-100%	3	--
Total	13	13	15	11	52	83	-37%	39	70	-44%	56	-30%



Figures are preliminary and subject to further analysis and revision

* Sex Offenses, Forcible includes forcible rape, forcible sodomy, forcible fondling, sexual assault with an object

** Larceny includes shoplifting, pickpocket, pursesnatch, from building, bicycles, motor vehicle parts or accessories, and other.



Part I Crime - Comparison Report

Providence Police Department

Through 1/20/2019
Week 3

District 8

4 Week Trend
12/24/2018 - 1/20/2019

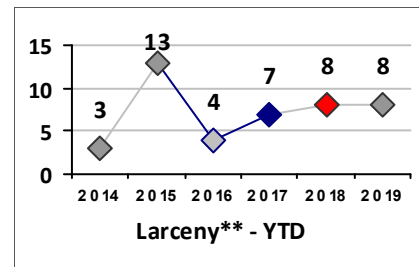
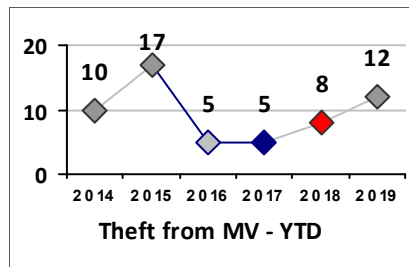
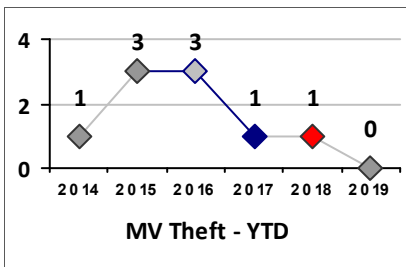
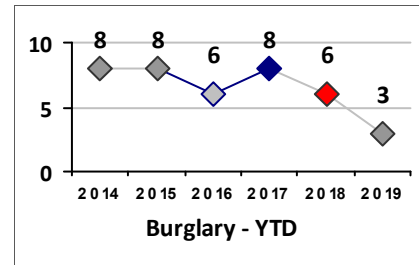
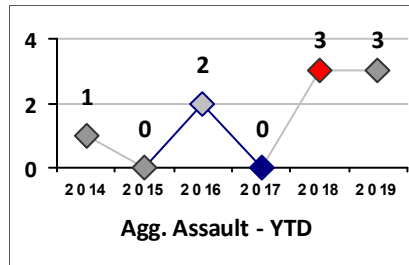
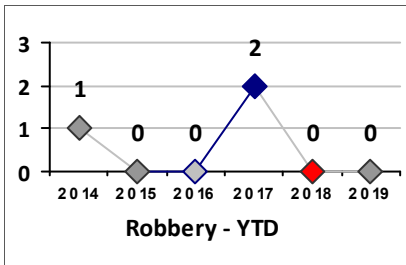
Past 28 Days
12/24/2018 - 1/20/2019

Year to Date
January 1 - January 20

Violent Crime	Current Week	Last Week	Wk 1	4th Wk	Past 28 Days	Past 28 Days LY	Chg.	Current Year	Last Year	Chg.	Wght. 5yr Avg	Chg.
	Homicide	0	0	0	0	0	0	--	0	0	0%	0
Sex Offenses, Forcible*	0	0	0	0	0	0	--	0	0	0%	0	--
Robbery Other	0	0	0	0	0	0	--	0	0	0%	1	--
Robbery W Firearm	0	0	0	0	0	0	--	0	0	0%	0	--
Agg. Assault	1	1	0	0	2	2	0%	2	2	0%	1	100%
Agg. Assault W Firearm	0	1	0	0	1	1	0%	1	1	0%	1	0%
Total	1	2	0	0	3	3	0%	3	3	0%	2	50%

Property Crime	Current Week	Last Week	Wk 1	4th Wk	Past 28 Days	Past 28 Days LY	Chg.	Current Year	Last Year	Chg.	Wght. 5yr Avg	Chg.
	Burglary	1	0	2	1	4	8	-50%	3	7	-57%	8
MV Theft	0	0	0	2	2	1	100%	0	1	-100%	2	--
Larceny from MV	3	6	3	1	13	11	18%	12	8	50%	8	50%
Larceny**	4	3	1	2	10	9	11%	8	9	-11%	8	0%
Total	8	9	6	6	29	29	0%	23	25	-8%	25	-8%

Other Crime	Current Week	Last Week	Wk 1	4th Wk	Past 28 Days	Past 28 Days LY	Chg.	Current Year	Last Year	Chg.	Wght. 5yr Avg	Chg.
	Assault Other	3	0	4	2	9	3	200%	7	2	250%	4
Vandalism	2	1	1	2	6	9	-33%	4	6	-33%	5	-20%
Drug Offenses	0	0	0	0	0	0	--	0	0	0%	1	--
Weapons Offenses	0	1	0	0	1	2	-50%	1	2	-50%	1	0%
Liquor Law Violations	0	0	0	0	0	0	--	0	0	0%	0	--
Total	5	2	5	4	16	14	14%	12	10	20%	12	0%



Figures are preliminary and subject to further analysis and revision

* Sex Offenses, Forcible includes forcible rape, forcible sodomy, forcible fondling, sexual assault with an object

** Larceny includes shoplifting, pickpocket, pursesnatch, from building, bicycles, motor vehicle parts or accessories, and other.



Part I Crime - Comparison Report

Providence Police Department

Through 1/20/2019
Week 3

District 9

4 Week Trend
12/24/2018 - 1/20/2019

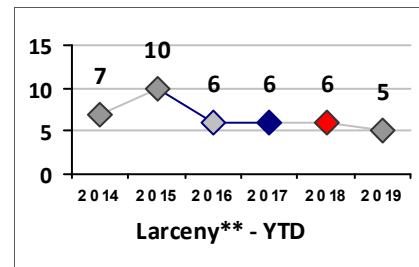
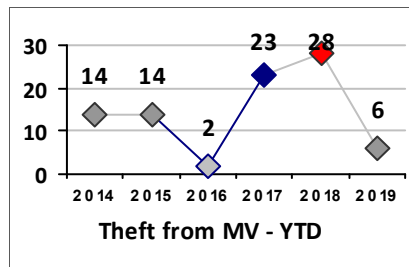
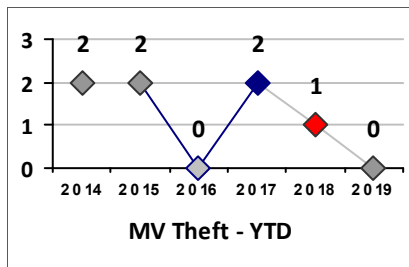
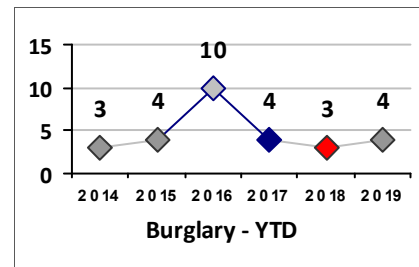
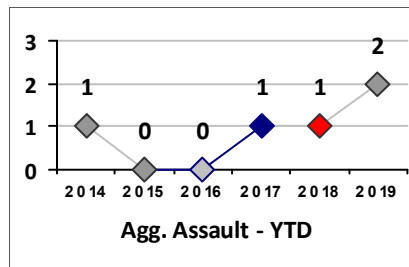
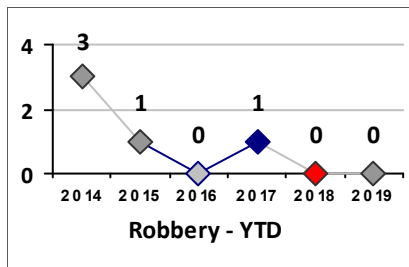
Past 28 Days
12/24/2018 - 1/20/2019

Year to Date
January 1 - January 20

Violent Crime	Current Week	Last Week	Wk 1	4th Wk	Past 28 Days	Past 28 Days LY	Chg.	Current Year	Last Year	Chg.	Wght. 5yr Avg	Chg.
	Homicide	0	0	0	0	0	0	--	0	0	0%	0
Sex Offenses, Forcible*	0	2	0	0	2	0	--	2	0	200%	0	--
Robbery Other	0	0	0	0	0	1	--	0	0	0%	0	--
Robbery W Firearm	0	0	0	0	0	0	--	0	0	0%	0	--
Agg. Assault	0	1	1	0	2	0	--	2	0	200%	0	--
Agg. Assault W Firearm	0	0	0	0	0	1	--	0	1	-100%	1	--
Total	0	3	1	0	4	2	100%	4	1	300%	1	300%

Property Crime	Current Week	Last Week	Wk 1	4th Wk	Past 28 Days	Past 28 Days LY	Chg.	Current Year	Last Year	Chg.	Wght. 5yr Avg	Chg.
	Burglary	1	0	3	4	8	4	100%	4	3	33%	5
MV Theft	0	0	0	0	0	1	--	0	1	-100%	1	--
Larceny from MV	0	2	4	1	7	32	-78%	6	28	-79%	20	-70%
Larceny**	3	1	1	0	5	9	-44%	5	7	-29%	7	-29%
Total	4	3	8	5	20	46	-57%	15	39	-62%	34	-56%

Other Crime	Current Week	Last Week	Wk 1	4th Wk	Past 28 Days	Past 28 Days LY	Chg.	Current Year	Last Year	Chg.	Wght. 5yr Avg	Chg.
	Assault Other	1	2	0	0	3	1	200%	3	1	200%	2
Vandalism	1	1	1	0	3	12	-75%	3	9	-67%	6	-50%
Drug Offenses	0	0	0	0	0	0	--	0	0	0%	0	--
Weapons Offenses	0	0	0	0	0	0	--	0	0	0%	1	--
Liquor Law Violations	0	0	0	0	0	0	--	0	0	0%	0	--
Total	2	3	1	0	6	13	-54%	6	10	-40%	9	-33%



Figures are preliminary and subject to further analysis and revision

* Sex Offenses, Forcible includes forcible rape, forcible sodomy, forcible fondling, sexual assault with an object

** Larceny includes shoplifting, pickpocket, pursesnatch, from building, bicycles, motor vehicle parts or accessories, and other.