



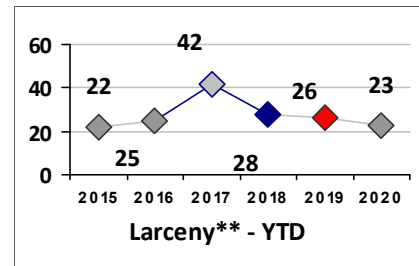
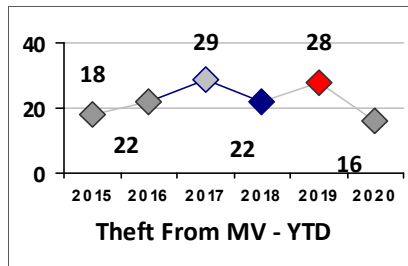
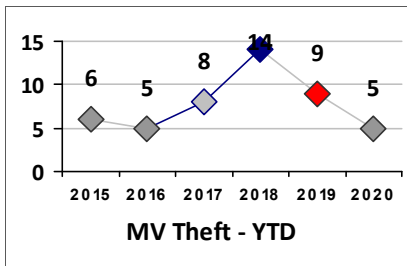
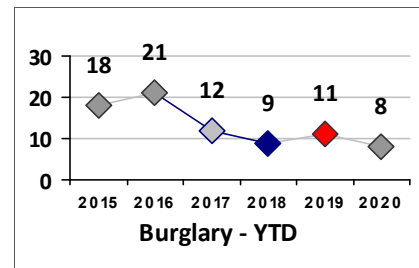
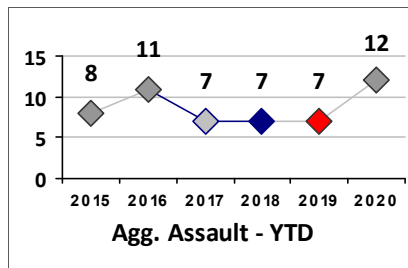
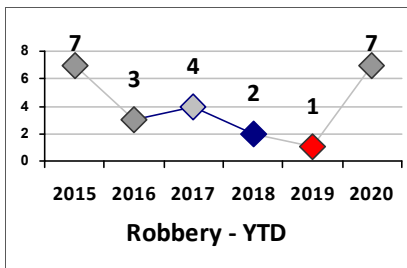
Part I Crime - Comparison Report

Providence Police Department

Through 1/12/2020
Week 2

Citywide

	4 Week Trend 12/16/2019 - 1/12/2020				Past 28 Days 12/16/2019 - 1/12/2020			Year to Date January 1 - January 12				
	Current Week	Last Week	3rd Wk	4th Wk	Past 28 Days	Past 28 Days LY	Chg.	Current Year	Last Year	Chg.	Wght. 5yr Avg	Chg.
Violent Crime												
Homicide	0	0	0	0	0	2	-200%	0	1	--	1	--
Sex Offenses, Forcible*	6	1	0	5	12	13	-8%	7	5	40%	7	0%
Robbery W Firearm	3	0	3	1	7	9	-22%	3	3	0%	3	0%
Robbery Other	2	7	4	6	19	13	46%	9	1	800%	6	50%
Agg. Assault W Firearm	4	1	2	0	7	7	0%	5	2	150%	4	25%
Agg. Assault	7	16	5	9	37	35	6%	19	14	36%	14	36%
Total	22	25	14	21	82	79	4%	43	26	65%	33	30%
Property Crime												
Burglary	11	16	9	14	50	51	-2%	19	17	12%	33	-42%
MV Theft	12	13	6	8	39	50	-22%	17	18	-6%	24	-29%
Larceny from MV	29	62	33	41	165	178	-7%	45	89	-49%	74	-39%
Larceny**	60	75	43	67	245	174	41%	82	79	4%	78	5%
Total	112	166	91	130	499	453	10%	163	203	-20%	208	-22%
Other Crime												
Assault Other	33	94	36	39	202	139	45%	71	53	34%	56	27%
Vandalism	37	71	49	39	196	119	65%	72	56	29%	63	14%
Weapons Offenses	4	9	6	3	22	13	69%	5	6	-17%	10	-50%
Drug Offenses	13	19	13	11	56	39	44%	20	27	-26%	26	-23%
Liquor Law Violations	1	0	0	0	1	1	0%	1	0	--	1	0%
Total	88	193	104	92	477	311	53%	169	142	19%	155	9%



Figures are preliminary and subject to further analysis and revision

* Sex Offenses, Forcible includes forcible rape, forcible sodomy, forcible fondling, sexual assault with an object

** Larceny includes shoplifting, pickpocket, pursesnatch, from building, bicycles, motor vehicle parts or accessories, and other.



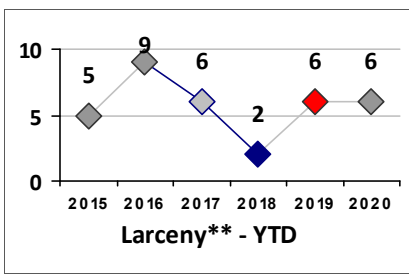
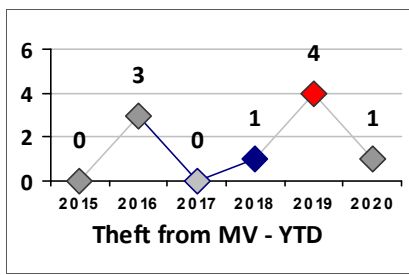
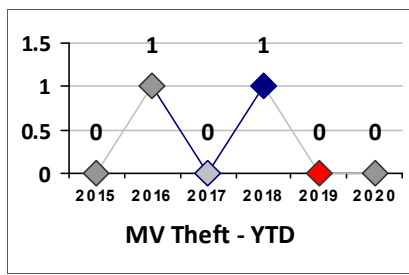
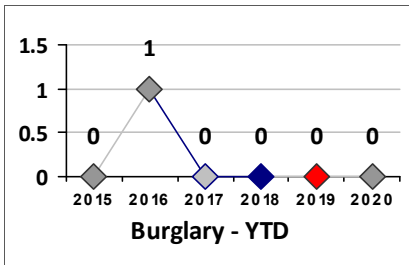
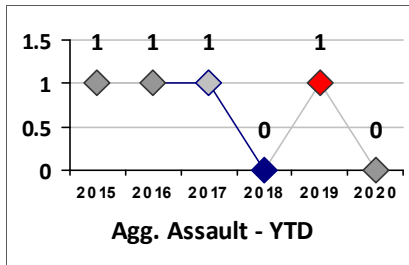
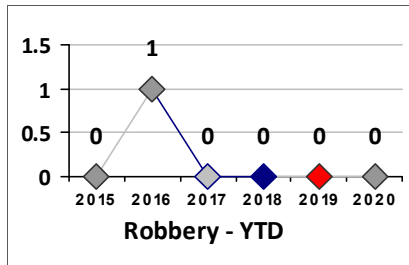
Part I Crime - Comparison Report

Providence Police Department

Through 1/12/2020
Week 2

District 1

	4 Week Trend 12/16/2019 - 1/12/2020				Past 28 Days 12/16/2019 - 1/12/2020			Year to Date January 1 - January 12				
	Current Week	Last Week	3rd Wk	4th Wk	Past 28 Days	Past 28 Days LY	Chg.	Current Year	Last Year	Chg.	Wght. 5yr Avg	Chg.
Violent Crime												
Homicide	0	0	0	0	0	1	--	0	0	0%	0	--
Sex Offenses, Forcible*	0	0	0	0	0	1	--	0	0	0%	0	--
Robbery Other	0	0	0	1	1	0	--	0	0	0%	0	--
Robbery W Firearm	0	0	1	0	1	1	0%	0	0	0%	0	--
Agg. Assault	2	0	1	1	4	2	100%	2	1	100%	1	100%
Agg. Assault W Firearm	0	0	0	0	0	0	--	0	0	0%	0	--
Total	2	0	2	2	6	5	20%	2	1	100%	1	100%
Property Crime												
Burglary	0	4	0	0	4	2	100%	0	0	0%	0	--
MV Theft	1	0	0	0	1	1	0%	1	1	0%	1	0%
Larceny from MV	0	3	3	2	8	12	-33%	1	9	-89%	7	-86%
Larceny**	13	18	14	11	56	29	93%	19	15	27%	15	27%
Total	14	25	17	13	69	44	57%	21	25	-16%	24	-13%
Other Crime												
Assault Other	1	7	1	4	13	15	-13%	4	5	-20%	5	-20%
Vandalism	3	4	2	2	11	5	120%	7	3	133%	5	40%
Drug Offenses	0	0	0	0	0	2	--	0	1	-100%	1	--
Weapons Offenses	0	0	1	0	1	3	-67%	0	1	-100%	1	--
Liquor Law Violations	0	0	0	0	0	0	--	0	0	0%	0	--
Total	4	11	4	6	25	25	0%	11	10	10%	12	-8%



Figures are preliminary and subject to further analysis and revision

* Sex Offenses, Forcible includes forcible rape, forcible sodomy, forcible fondling, sexual assault with an object

** Larceny includes shoplifting, pickpocket, pursesnatch, from building, bicycles, motor vehicle parts or accessories, and other.



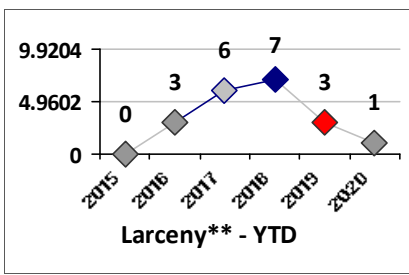
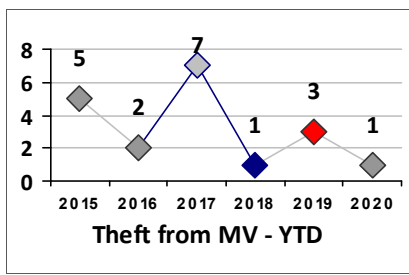
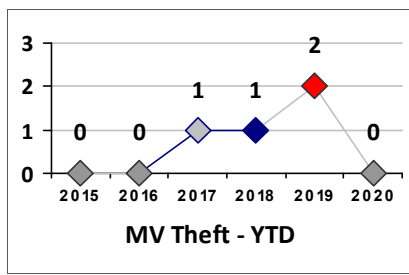
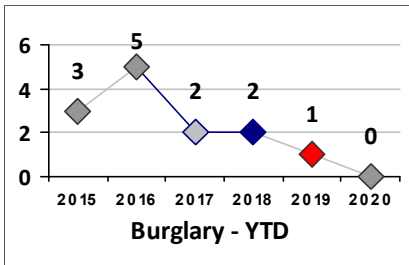
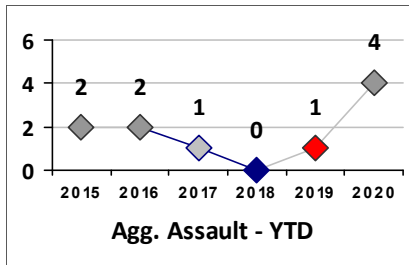
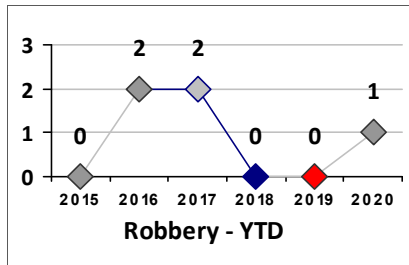
Part I Crime - Comparison Report

Providence Police Department

Through 1/12/2020
Week 2

District 2

	4 Week Trend 12/16/2019 - 1/12/2020				Past 28 Days 12/16/2019 - 1/12/2020			Year to Date January 1 - January 12				
	Current Week	Last Week	3rd Wk	4th Wk	Past 28 Days	Past 28 Days LY	Chg.	Current Year	Last Year	Chg.	Wght. 5yr Avg	Chg.
Violent Crime												
Homicide	0	0	0	0	0	0	--	0	0	0%	0	--
Sex Offenses, Forcible*	2	0	0	2	4	2	100%	2	1	100%	2	0%
Robbery Other	0	1	2	2	5	0	--	1	0	100%	1	0%
Robbery W Firearm	0	0	1	0	1	0	--	0	0	0%	0	--
Agg. Assault	1	9	1	0	11	8	38%	6	3	100%	3	100%
Agg. Assault W Firearm	0	0	0	0	0	2	--	0	0	0%	1	--
Total	3	10	4	4	21	12	75%	9	4	125%	6	50%
Property Crime												
Burglary	0	0	1	4	5	5	0%	0	2	-100%	5	--
MV Theft	4	0	1	2	7	7	0%	4	2	100%	4	0%
Larceny from MV	1	1	0	2	4	15	-73%	2	11	-82%	9	-78%
Larceny**	7	5	7	3	22	13	69%	8	7	14%	10	-20%
Total	12	6	9	11	38	40	-5%	14	22	-36%	27	-48%
Other Crime												
Assault Other	8	16	7	4	35	19	84%	12	8	50%	9	33%
Vandalism	4	4	9	3	20	13	54%	8	6	33%	9	-11%
Drug Offenses	5	8	1	2	16	10	60%	9	7	29%	5	80%
Weapons Offenses	0	0	0	0	0	2	--	0	1	-100%	1	--
Liquor Law Violations	0	0	0	0	0	0	--	0	0	0%	0	--
Total	17	28	17	9	71	44	61%	29	22	32%	24	21%



Figures are preliminary and subject to further analysis and revision

* Sex Offenses, Forcible includes forcible rape, forcible sodomy, forcible fondling, sexual assault with an object

** Larceny includes shoplifting, pickpocket, pursesnatch, from building, bicycles, motor vehicle parts or accessories, and other.



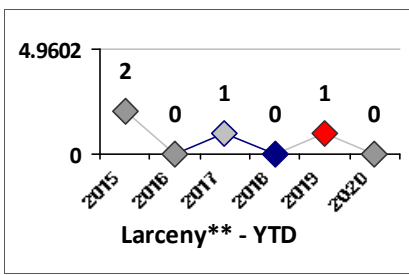
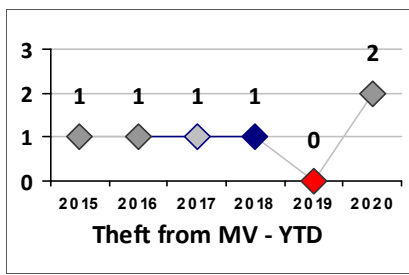
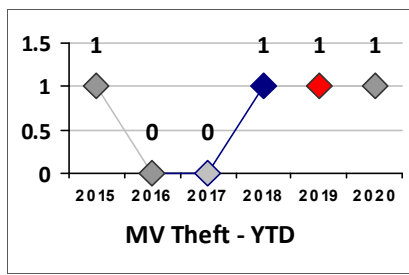
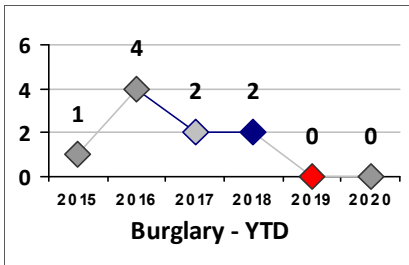
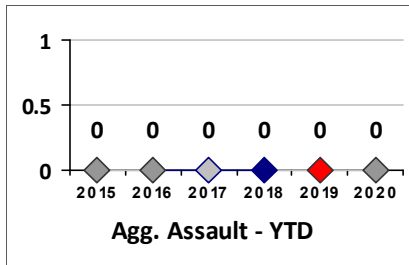
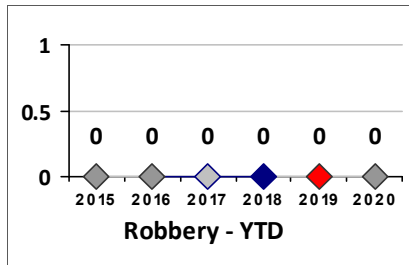
Part I Crime - Comparison Report

Providence Police Department

Through 1/12/2020
Week 2

District 3

	4 Week Trend 12/16/2019 - 1/12/2020				Past 28 Days 12/16/2019 - 1/12/2020			Year to Date January 1 - January 12				
	Current Week	Last Week	3rd Wk	4th Wk	Past 28 Days	Past 28 Days LY	Chg.	Current Year	Last Year	Chg.	Wght. 5yr Avg	Chg.
Violent Crime												
Homicide	0	0	0	0	0	0	--	0	0	0%	0	--
Sex Offenses, Forcible*	0	0	0	0	0	2	--	0	0	0%	0	--
Robbery Other	0	0	0	0	0	0	--	0	0	0%	0	--
Robbery W Firearm	0	0	0	0	0	0	--	0	0	0%	0	--
Agg. Assault	1	0	0	0	1	3	-67%	1	1	0%	0	--
Agg. Assault W Firearm	1	0	2	0	3	0	--	1	0	100%	0	--
Total	2	0	2	0	4	5	-20%	2	1	100%	0	200%
Property Crime												
Burglary	0	0	0	0	0	0	--	0	0	0%	3	--
MV Theft	0	1	1	1	3	2	50%	1	1	0%	1	0%
Larceny from MV	3	6	3	1	13	8	63%	5	3	67%	3	67%
Larceny**	3	0	2	3	8	5	60%	3	2	50%	2	50%
Total	6	7	6	5	24	15	60%	9	6	50%	8	13%
Other Crime												
Assault Other	3	7	2	2	14	6	133%	6	2	200%	3	100%
Vandalism	3	12	6	1	22	5	340%	7	1	600%	2	250%
Drug Offenses	0	4	1	0	5	1	400%	0	1	-100%	2	--
Weapons Offenses	0	0	1	0	1	0	--	0	0	0%	0	--
Liquor Law Violations	0	0	0	0	0	1	--	0	0	0%	0	--
Total	6	23	10	3	42	13	223%	13	4	225%	6	117%



Figures are preliminary and subject to further analysis and revision

* Sex Offenses, Forcible includes forcible rape, forcible sodomy, forcible fondling, sexual assault with an object

** Larceny includes shoplifting, pickpocket, pursesnatch, from building, bicycles, motor vehicle parts or accessories, and other.



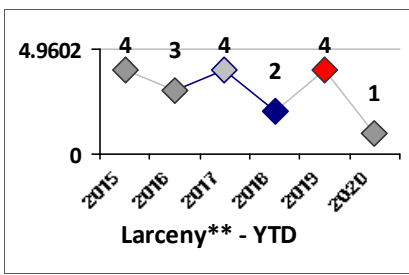
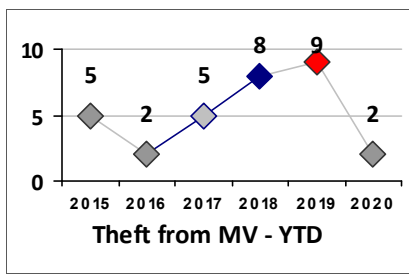
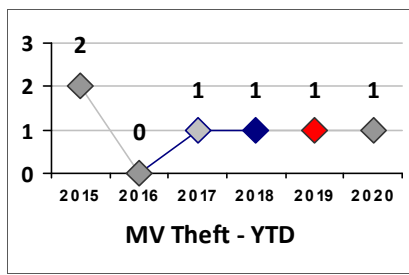
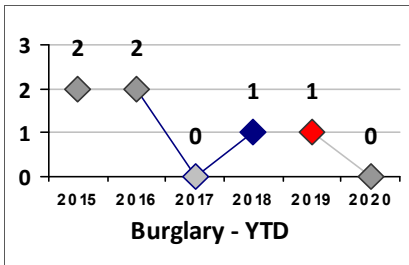
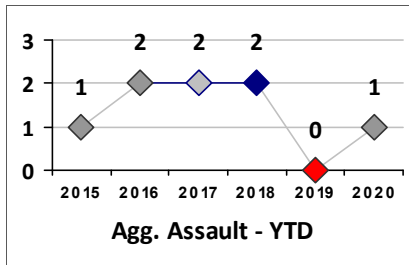
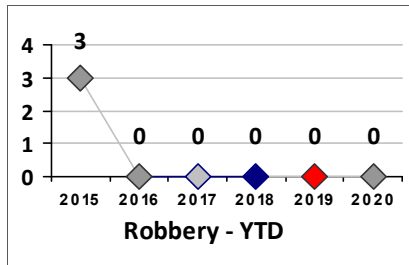
Part I Crime - Comparison Report

Providence Police Department

Through 1/12/2020
Week 2

District 4

	4 Week Trend 12/16/2019 - 1/12/2020				Past 28 Days 12/16/2019 - 1/12/2020			Year to Date January 1 - January 12				
	Current Week	Last Week	3rd Wk	4th Wk	Past 28 Days	Past 28 Days LY	Chg.	Current Year	Last Year	Chg.	Wght. 5yr Avg	Chg.
Violent Crime												
Homicide	0	0	0	0	0	0	--	0	0	0%	0	--
Sex Offenses, Forcible*	0	0	0	2	2	1	100%	0	0	0%	0	--
Robbery Other	0	0	1	1	2	4	-50%	0	0	0%	2	--
Robbery W Firearm	1	0	0	0	1	1	0%	1	1	0%	1	0%
Agg. Assault	1	1	0	3	5	5	0%	2	0	200%	2	0%
Agg. Assault W Firearm	1	0	0	0	1	0	--	1	0	100%	0	--
Total	3	1	1	6	11	11	0%	4	1	300%	5	-20%
Property Crime												
Burglary	4	4	2	2	12	12	0%	4	3	33%	3	33%
MV Theft	1	1	2	1	5	8	-38%	2	2	0%	4	-50%
Larceny from MV	5	12	8	5	30	46	-35%	7	21	-67%	17	-59%
Larceny**	2	9	0	5	16	20	-20%	3	8	-63%	10	-70%
Total	12	26	12	13	63	86	-27%	16	34	-53%	33	-52%
Other Crime												
Assault Other	6	22	8	6	42	21	100%	12	8	50%	9	33%
Vandalism	2	14	6	7	29	22	32%	4	12	-67%	10	-60%
Drug Offenses	4	7	3	2	16	8	100%	7	5	40%	5	40%
Weapons Offenses	2	5	2	1	10	2	400%	3	0	300%	1	200%
Liquor Law Violations	0	0	0	0	0	0	--	0	0	0%	0	--
Total	14	48	19	16	97	53	83%	26	25	4%	25	4%



Figures are preliminary and subject to further analysis and revision

* Sex Offenses, Forcible includes forcible rape, forcible sodomy, forcible fondling, sexual assault with an object

** Larceny includes shoplifting, pickpocket, pursesnatch, from building, bicycles, motor vehicle parts or accessories, and other.



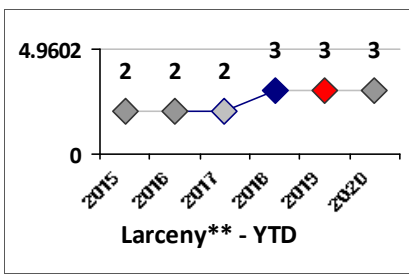
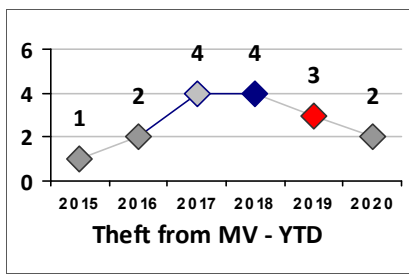
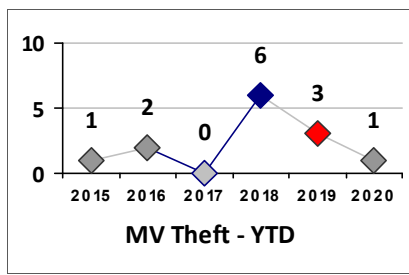
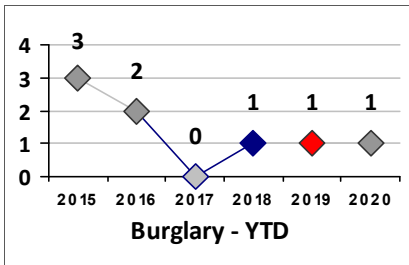
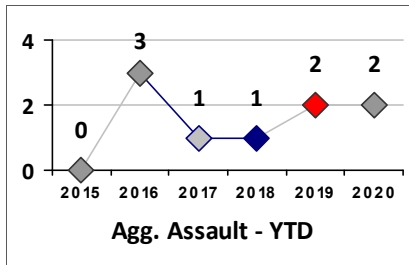
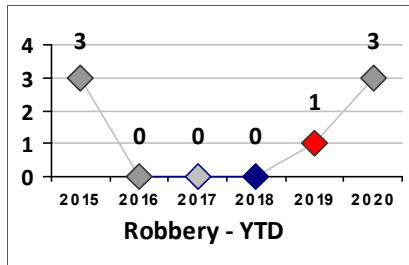
Part I Crime - Comparison Report

Providence Police Department

Through 1/12/2020
Week 2

District 5

	4 Week Trend 12/16/2019 - 1/12/2020				Past 28 Days 12/16/2019 - 1/12/2020			Year to Date January 1 - January 12				
	Current Week	Last Week	3rd Wk	4th Wk	Past 28 Days	Past 28 Days LY	Chg.	Current Year	Last Year	Chg.	Wght. 5yr Avg	Chg.
Violent Crime												
Homicide	0	0	0	0	0	0	--	0	0	0%	0	--
Sex Offenses, Forcible*	0	0	0	0	0	3	--	0	2	-100%	2	--
Robbery Other	1	3	1	1	6	5	20%	4	0	400%	0	--
Robbery W Firearm	1	0	1	1	3	4	-25%	1	1	0%	1	0%
Agg. Assault	2	2	0	3	7	6	17%	4	2	100%	2	100%
Agg. Assault W Firearm	0	0	0	0	0	1	--	0	0	0%	1	--
Total	4	5	2	5	16	19	-16%	9	5	80%	5	80%
Property Crime												
Burglary	3	1	1	4	9	4	125%	4	2	100%	6	-33%
MV Theft	1	5	1	2	9	11	-18%	2	5	-60%	5	-60%
Larceny from MV	4	10	4	5	23	10	130%	6	7	-14%	6	0%
Larceny**	8	8	3	4	23	15	53%	11	10	10%	8	38%
Total	16	24	9	15	64	40	60%	23	24	-4%	24	-4%
Other Crime												
Assault Other	3	15	7	7	32	23	39%	10	6	67%	8	25%
Vandalism	6	13	7	4	30	11	173%	11	6	83%	11	0%
Drug Offenses	1	0	3	3	7	3	133%	1	3	-67%	4	-75%
Weapons Offenses	0	4	0	1	5	2	150%	0	2	-100%	2	--
Liquor Law Violations	0	0	0	0	0	0	--	0	0	0%	0	--
Total	10	32	17	15	74	39	90%	22	17	29%	24	-8%



Figures are preliminary and subject to further analysis and revision

* Sex Offenses, Forcible includes forcible rape, forcible sodomy, forcible fondling, sexual assault with an object

** Larceny includes shoplifting, pickpocket, pursesnatch, from building, bicycles, motor vehicle parts or accessories, and other.



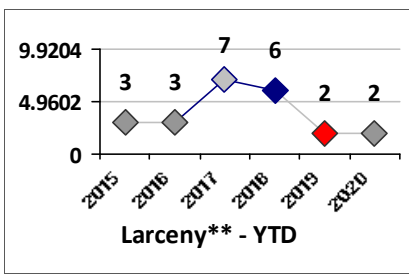
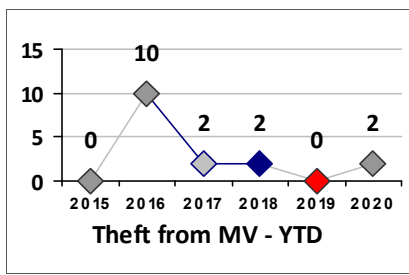
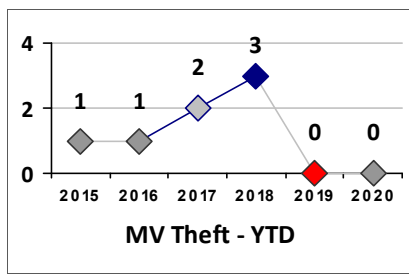
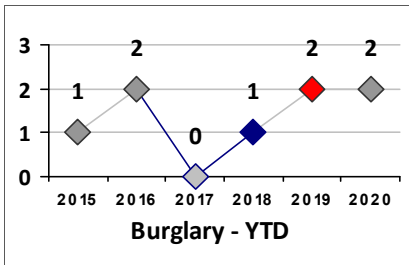
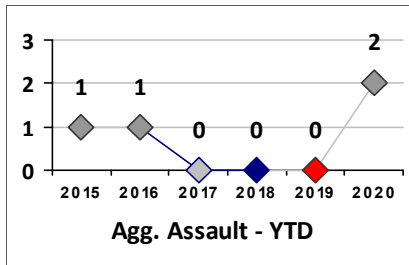
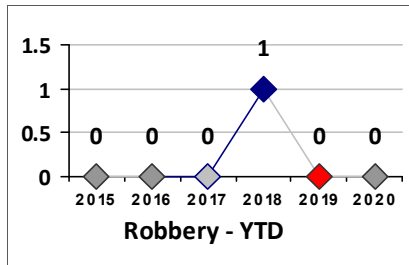
Part I Crime - Comparison Report

Providence Police Department

Through 1/12/2020
Week 2

District 6

	4 Week Trend 12/16/2019 - 1/12/2020				Past 28 Days 12/16/2019 - 1/12/2020			Year to Date January 1 - January 12				
	Current Week	Last Week	3rd Wk	4th Wk	Past 28 Days	Past 28 Days LY	Chg.	Current Year	Last Year	Chg.	Wght. 5yr Avg	Chg.
Violent Crime												
Homicide	0	0	0	0	0	1	--	0	1	-100%	1	--
Sex Offenses, Forcible*	4	0	0	0	4	0	--	4	0	400%	0	--
Robbery Other	0	0	0	0	0	0	--	0	0	0%	0	--
Robbery W Firearm	0	0	0	0	0	2	--	0	0	0%	0	--
Agg. Assault	0	2	2	1	5	4	25%	2	2	0%	1	100%
Agg. Assault W Firearm	1	0	0	0	1	0	--	1	0	100%	0	--
Total	5	2	2	1	10	7	43%	7	3	133%	2	250%
Property Crime												
Burglary	2	2	0	0	4	7	-43%	4	4	0%	4	0%
MV Theft	3	0	0	0	3	7	-57%	3	4	-25%	4	-25%
Larceny from MV	0	2	5	1	8	18	-56%	2	9	-78%	6	-67%
Larceny**	6	6	5	14	31	24	29%	8	9	-11%	9	-11%
Total	11	10	10	15	46	56	-18%	17	26	-35%	22	-23%
Other Crime												
Assault Other	1	5	4	5	15	15	0%	6	5	20%	5	20%
Vandalism	4	10	6	2	22	11	100%	6	6	0%	5	20%
Drug Offenses	3	0	3	1	7	3	133%	3	3	0%	2	50%
Weapons Offenses	1	0	2	0	3	2	50%	1	1	0%	1	0%
Liquor Law Violations	0	0	0	0	0	0	--	0	0	0%	0	--
Total	9	15	15	8	47	31	52%	16	15	7%	14	14%



Figures are preliminary and subject to further analysis and revision

* Sex Offenses, Forcible includes forcible rape, forcible sodomy, forcible fondling, sexual assault with an object

** Larceny includes shoplifting, pickpocket, pursesnatch, from building, bicycles, motor vehicle parts or accessories, and other.



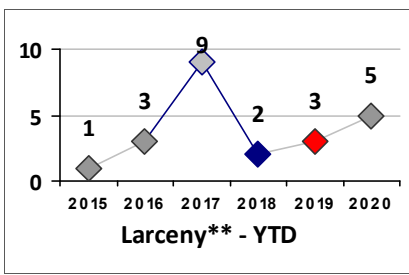
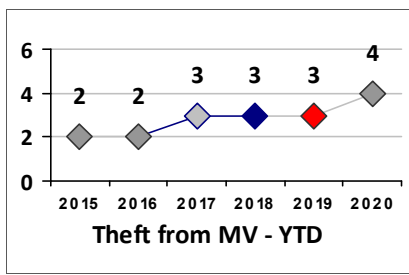
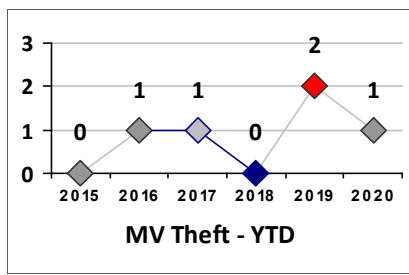
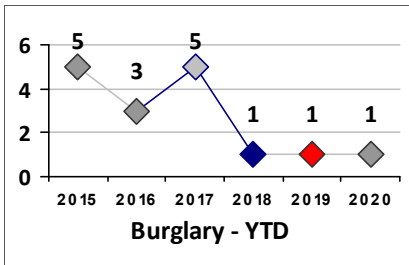
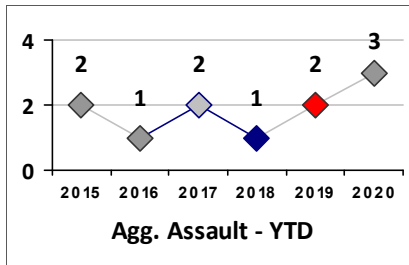
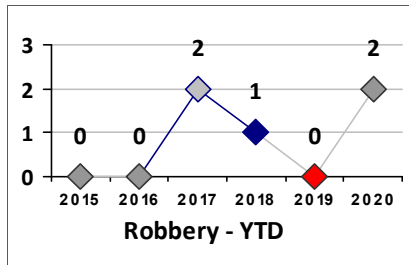
Part I Crime - Comparison Report

Providence Police Department

Through 1/12/2020
Week 2

District 7

	4 Week Trend 12/16/2019 - 1/12/2020				Past 28 Days 12/16/2019 - 1/12/2020			Year to Date January 1 - January 12				
	Current Week	Last Week	3rd Wk	4th Wk	Past 28 Days	Past 28 Days LY	Chg.	Current Year	Last Year	Chg.	Wght. 5yr Avg	Chg.
Violent Crime												
Homicide	0	0	0	0	0	0	--	0	0	0%	0	--
Sex Offenses, Forcible*	0	0	0	1	1	2	-50%	0	1	-100%	1	--
Robbery Other	1	2	0	1	4	4	0%	3	1	200%	1	200%
Robbery W Firearm	0	0	0	0	0	1	--	0	1	-100%	1	--
Agg. Assault	0	2	1	0	3	2	50%	2	2	0%	3	-33%
Agg. Assault W Firearm	1	1	0	0	2	3	-33%	2	1	100%	1	100%
Total	2	5	1	2	10	12	-17%	7	6	17%	6	17%
Property Crime												
Burglary	0	1	3	0	4	4	0%	1	1	0%	5	-80%
MV Theft	2	1	1	1	5	7	-29%	3	2	50%	3	0%
Larceny from MV	7	20	5	9	41	18	128%	11	7	57%	7	57%
Larceny**	11	17	8	14	50	29	72%	16	9	78%	11	45%
Total	20	39	17	24	100	58	72%	31	19	63%	25	24%
Other Crime												
Assault Other	6	18	5	9	38	23	65%	16	10	60%	10	60%
Vandalism	8	9	11	9	37	18	106%	17	11	55%	11	55%
Drug Offenses	0	0	1	0	1	8	-88%	0	6	-100%	6	--
Weapons Offenses	0	0	0	1	1	1	0%	0	0	0%	2	--
Liquor Law Violations	1	0	0	0	1	0	--	1	0	100%	0	--
Total	15	27	17	19	78	50	56%	34	27	26%	28	21%



Figures are preliminary and subject to further analysis and revision

* Sex Offenses, Forcible includes forcible rape, forcible sodomy, forcible fondling, sexual assault with an object

** Larceny includes shoplifting, pickpocket, pursesnatch, from building, bicycles, motor vehicle parts or accessories, and other.



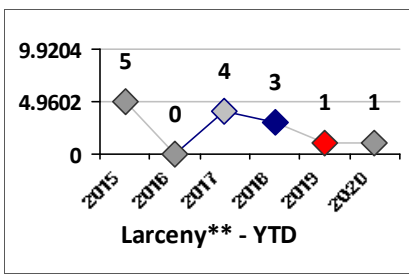
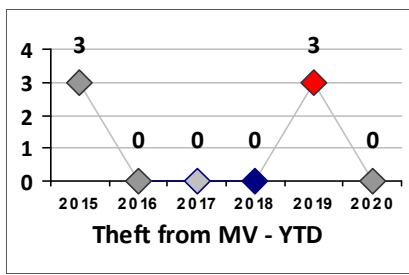
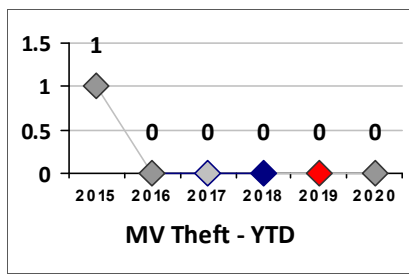
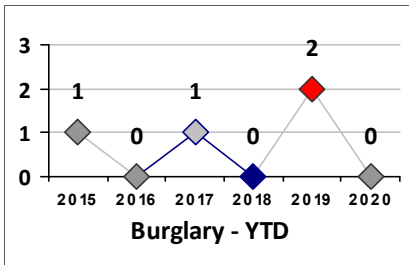
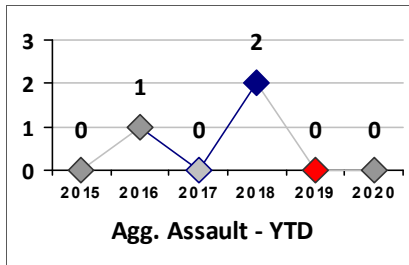
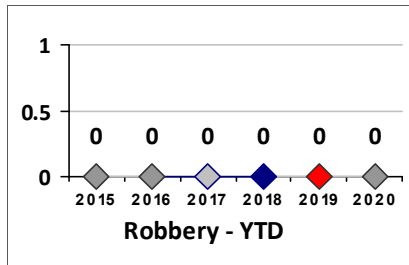
Part I Crime - Comparison Report

Providence Police Department

Through 1/12/2020
Week 2

District 8

	4 Week Trend 12/16/2019 - 1/12/2020				Past 28 Days 12/16/2019 - 1/12/2020			Year to Date January 1 - January 12				
	Current Week	Last Week	3rd Wk	4th Wk	Past 28 Days	Past 28 Days LY	Chg.	Current Year	Last Year	Chg.	Wght. 5yr Avg	Chg.
Violent Crime												
Homicide	0	0	0	0	0	0	--	0	0	0%	0	--
Sex Offenses, Forcible*	0	0	0	0	0	0	--	0	0	0%	0	--
Robbery Other	0	0	0	0	0	0	--	0	0	0%	0	--
Robbery W Firearm	1	0	0	0	1	0	--	1	0	100%	0	--
Agg. Assault	0	0	0	1	1	2	-50%	0	1	-100%	1	--
Agg. Assault W Firearm	0	0	0	0	0	1	--	0	1	-100%	0	--
Total	1	0	0	1	2	3	-33%	1	2	-50%	1	0%
Property Crime												
Burglary	1	0	0	0	1	6	-83%	1	2	-50%	4	-75%
MV Theft	0	4	0	1	5	3	67%	0	0	0%	1	--
Larceny from MV	2	0	4	2	8	14	-43%	2	9	-78%	6	-67%
Larceny**	5	4	1	5	15	10	50%	5	4	25%	4	25%
Total	8	8	5	8	29	33	-12%	8	15	-47%	14	-43%
Other Crime												
Assault Other	1	0	1	2	4	8	-50%	1	4	-75%	3	-67%
Vandalism	4	2	2	2	10	5	100%	6	2	200%	3	100%
Drug Offenses	0	0	0	0	0	1	--	0	0	0%	1	--
Weapons Offenses	0	0	0	0	0	1	--	0	1	-100%	1	--
Liquor Law Violations	0	0	0	0	0	0	--	0	0	0%	0	--
Total	5	2	3	4	14	15	-7%	7	7	0%	8	-13%



Figures are preliminary and subject to further analysis and revision

* Sex Offenses, Forcible includes forcible rape, forcible sodomy, forcible fondling, sexual assault with an object

** Larceny includes shoplifting, pickpocket, pursesnatch, from building, bicycles, motor vehicle parts or accessories, and other.



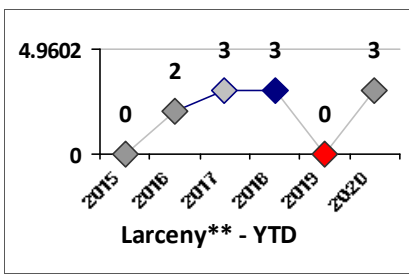
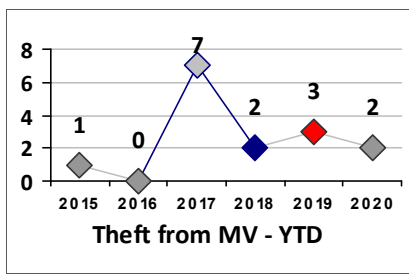
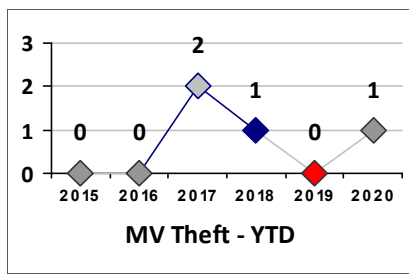
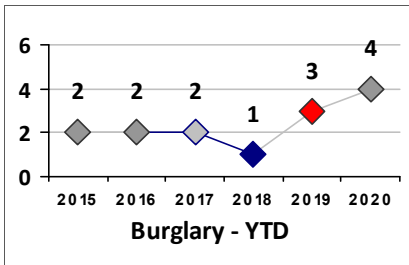
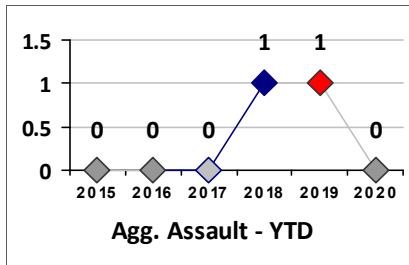
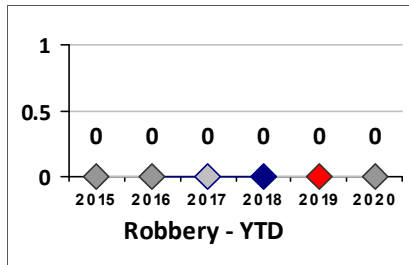
Part I Crime - Comparison Report

Providence Police Department

Through 1/12/2020
Week 2

District 9

	4 Week Trend 12/16/2019 - 1/12/2020				Past 28 Days 12/16/2019 - 1/12/2020			Year to Date January 1 - January 12				
	Current Week	Last Week	3rd Wk	4th Wk	Past 28 Days	Past 28 Days LY	Chg.	Current Year	Last Year	Chg.	Wght. 5yr Avg	Chg.
Violent Crime												
Homicide	0	0	0	0	0	0	--	0	0	0%	0	--
Sex Offenses, Forcible*	0	1	0	0	1	1	0%	1	1	0%	1	0%
Robbery Other	0	0	0	0	0	0	--	0	0	0%	0	--
Robbery W Firearm	0	0	0	0	0	0	--	0	0	0%	0	--
Agg. Assault	0	0	0	0	0	2	--	0	2	-100%	1	--
Agg. Assault W Firearm	0	0	0	0	0	0	--	0	0	0%	0	--
Total	0	1	0	0	1	3	-67%	1	3	-67%	1	0%
Property Crime												
Burglary	1	4	2	3	10	9	11%	5	3	67%	3	67%
MV Theft	0	1	0	0	1	1	0%	1	0	100%	1	0%
Larceny from MV	6	6	1	7	20	8	150%	8	6	33%	10	-20%
Larceny**	5	7	3	4	19	5	280%	8	2	300%	4	100%
Total	12	18	6	14	50	23	117%	22	11	100%	17	29%
Other Crime												
Assault Other	3	0	1	0	4	2	100%	3	2	50%	1	200%
Vandalism	3	0	0	1	4	3	33%	3	2	50%	3	0%
Drug Offenses	0	0	1	2	3	0	--	0	0	0%	0	--
Weapons Offenses	1	0	0	0	1	0	--	1	0	100%	1	0%
Liquor Law Violations	0	0	0	0	0	0	--	0	0	0%	0	--
Total	7	0	2	3	12	5	140%	7	4	75%	5	40%



Figures are preliminary and subject to further analysis and revision

* Sex Offenses, Forcible includes forcible rape, forcible sodomy, forcible fondling, sexual assault with an object

** Larceny includes shoplifting, pickpocket, pursesnatch, from building, bicycles, motor vehicle parts or accessories, and other.