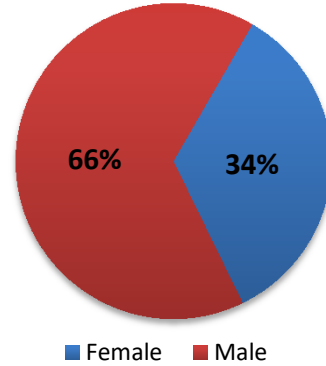


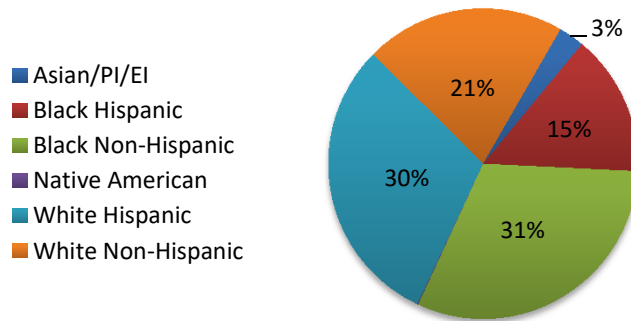


Traffic Stops FY 19-20 2nd Quarter (CY 2019 Q4) Driver Details and Outcomes

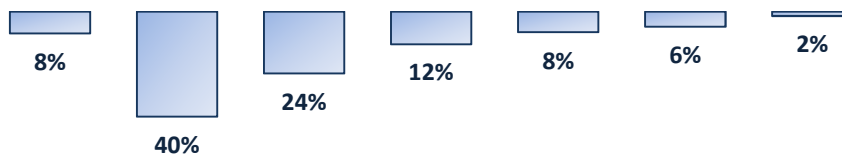
Gender of Driver			
Race of Driver	Female	Male	Total
Asian/PI/EI	2	29	31
Black Hispanic	30	140	170
Black Non-Hispanic	67	292	359
Native American		1	1
White Hispanic	63	288	351
White Non-Hispanic	83	158	241
Total	245	908	1153



Race of Driver	Stops	% ttl
Asian/PI/EI	31	3%
Black Hispanic	170	15%
Black Non-Hispanic	359	31%
Native American	1	0%
White Hispanic	351	30%
White Non-Hispanic	241	21%
Total	1153	100%



Age of Driver								
	20 & Under	21 - 30	31 - 40	41 - 50	51 - 60	61 - 70	71 & Above	Total
Female	21	113	61	34	10	5	1	245
Asian/PI/EI	0	0	0	1	1	0	0	2
Black Hispanic	4	12	9	5	0	0	0	30
Black Non-Hispanic	2	37	21	4	2	1	0	67
White Hispanic	9	25	12	12	3	2	0	63
White Non-Hispanic	6	39	19	12	4	2	1	83
Male	103	432	212	88	40	27	6	908
Asian/PI/EI	4	12	10	1	0	2	0	29
Black Hispanic	23	69	27	14	6	1	0	140
Black Non-Hispanic	29	143	72	30	10	8	0	292
Native American	0	0	0	0	0	1	0	1
White Hispanic	33	150	65	25	9	3	3	288
White Non-Hispanic	14	58	38	18	15	12	3	158
Total	124	545	273	122	50	32	7	1153



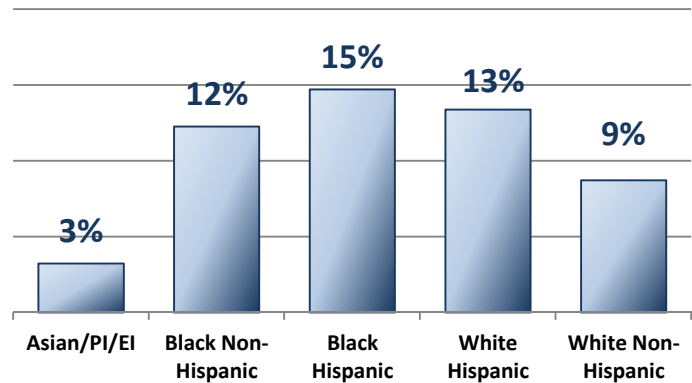


Traffic Stops FY 19-20 2nd Quarter (CY 2019 Q4) Driver Details and Outcomes

Outcome of Stop							
	Arrest Driver	Arrest Passenger	M/V Citation	N/D	No Action	Warning	Total
Female	9	2	88	2	24	120	245
Asian/PI/EI	0	0	2	0	0	0	2
Black Hispanic	2	0	11	0	2	15	30
Black Non-Hispanic	1	0	26	0	10	30	67
White Hispanic	1	2	18	1	4	37	63
White Non-Hispanic	5	0	31	1	8	38	83
Male	51	8	186	3	90	570	908
Asian/PI/EI	1	0	10	0	2	16	29
Black Hispanic	8	2	25	2	17	86	140
Black Non-Hispanic	20	0	42	1	37	192	292
Native American	0	0	0	0	0	1	1
White Hispanic	15	4	58	0	19	192	288
White Non-Hispanic	7	2	51	0	15	83	158
Total	60	10	274	5	114	690	1153

Vehicle Search			
	No	Yes	Total
Female	239	6	245
Asian/PI/EI	2	0	2
Black Hispanic	30	0	30
Black Non-Hispanic	65	2	67
White Hispanic	62	1	63
White Non-Hispanic	80	3	83
Male	776	132	908
Asian/PI/EI	28	1	29
Black Hispanic	115	25	140
Black Non-Hispanic	250	42	292
Native American	1	0	1
White Hispanic	242	46	288
White Non-Hispanic	140	18	158
Total	1015	138	1153

% of Vehicles Searched by Race\Ethnicity



Ex. If 100 stops of Asian drivers results in 10 searches then 10% of Asian drivers are searched