


PROVIDENCE FIRE DEPARTMENT



2020 ANNUAL REPORT

STEVEN M. PARÉ
Commissioner of Public Safety
Acting Chief of Department

JORGE O. ELORZA
Mayor

STEVEN M. PARÉ
Commissioner of Public Safety
Acting Chief of Department



JORGE O. ELORZA
Mayor

Department of Public Safety, Fire Department
"Building Pride in Providence"

Welcome to the Providence Fire Department:

The Providence Fire Department is the second oldest continuously operating professional fire department in the country. The Department is a full-service fire and emergency medical service agency that provides basic and advanced life support, fire prevention, fire suppression, technical rescue, and hazardous material response. In addition, the Department conducts arson investigations and building plan reviews, enforces state and local fire and life safety codes, and administers public fire education programs.

In 2020, the Providence Fire Department consisted of 7 Advanced Life Support Rescue Companies, 12 Engine Companies, 7 Ladder Companies, and 1 Special Hazard Unit, all strategically located in Providence neighborhoods. The Department is equipped to respond to all fire, medical emergency, natural disaster, hazmat, and terroristic events that occur within Providence and its surrounding communities.

On behalf of the Providence Fire Department, I present to you the Department's 2020 Annual Report that highlights the Department's many accomplishments, fire and emergency medical calls for service, trainings, and fire prevention activities. The Covid pandemic brought many challenges to all first responders, but we have prevailed, and this report is a testament to the men and women who proudly serve as Providence Firefighters.

I want to extend my sincere thanks and appreciation to every sworn and civilian member of the Providence Fire Department for their outstanding work in keeping the citizens of Rhode Island's capital city safe.

Sincerely yours,

A handwritten signature in black ink that reads "Steven M. Pare".

Steven M. Pare
Commissioner of Public Safety
Acting Chief of Department

Providence Fire Department

2020 Annual Report

Established in 1854 the Providence Fire Department is the second oldest continuously operating professional fire department in the country. The Department is a full-service fire and emergency medical service agency that provides basic and advanced life support, fire prevention, fire suppression, technical rescue, and hazardous material response. In addition, the Department conducts arson investigations and building plan reviews, enforces state and local fire and life safety codes, and administers public fire education programs.

Accomplishments for 2020

In 2020, the Providence Fire Department responded to 41,731 total calls for service. Of the total calls, 73.9% were emergency medical services related. The calls are composed of 22,785 advanced life support and 8,067 basic life support calls for service. In addition, the Fire Prevention Bureau's Arson Squad conducted 378 fire investigations. As always, Providence Firefighters answered calls with professionalism, compassion, and true to our mission to protect life and all property.

The following is a list of accomplishments that have been achieved through the dedication and hard work of all the members of the Providence Fire Department:

- The Department received a 2019 Assistance to Firefighter (AFG) grant in the amount of \$921,000 for the purchase of a new aerial ladder truck.
- The Department received a 2019 Assistance to Firefighter (AFG) Covid-19 supplemental grant used to purchase individual N95 (Envo) masks for all fire department members, Electrostatic disinfecting guns for each station with a stockpile of disinfecting Bru-tabs for the guns, UV disinfecting lights for the rescues and a cache of medical gowns.
- All fire stations were upgraded with high-speed routers and new computers.
- Continued to revise the Department's Standard Operating Procedures, Training Bulletin's and Rules and Regulations
- In March, the Department implemented 2 Covid-19 rescues with the sole purpose of handling suspected corona virus related emergencies. Rescue 5 and Mobile Integrated Health 1 were dedicated as the Covid response rescues. The rescues were stationed alone

at the Reservoir Avenue fire station. Engine 11 was relocated to the Broad Street fire station during this time.

- March through the end of the year, implemented a weekly Incident Action Plan (IAP) with numerous memorandums to help guide our members during the Covid-19 pandemic.
- In April, a 5-year apparatus replacement plan was submitted to the City Administration and Finance department.
- On May 6th, took delivery of a new Fire Prevention safety trailer. The trailer will be used for public fire safety education. This was purchased through the master lease program.
- June through the end of the year, activated Task Forces with a dedicated rescue for police injuries, for numerous citywide demonstrations and protests.
- On July 2nd, took delivery of a 2020 14-foot Achilles inflatable boat with 25HP outboard motor and 14ft trailer. The boat and trailer were assigned to Engine 2 stationed at Branch Avenue. This was purchased through the master lease program.
- In August, a contract was signed with Allegiance Fire & Rescue for the purchase of 9 Pierce fire and rescue apparatus. The purchase was for 4 Pierce Saber pumpers, 3 Pierce Arrow XT aerial ladders, 1 Pierce Arrow XT aerial platform and 1 Ford F-550 Rescue. This is the city's biggest apparatus purchase in the last 40 years.
- On October 19th, a new Bauer model Containment Fill Station with compressor was installed at the Humboldt Avenue air supply fire station. This was also purchased through the master lease program.
- In December, the department began a partnership with Dominion Diagnostic to administer Covid-19 testing to all Public Safety Employees. The Covid PCR test is administered at the Providence Public Safety Complex.

PROVIDENCE FIRE DEPARTMENT
2020 ANNUAL REPORT

CALLS FOR SERVICE

	Jan	Feb	Mar	Apr	May	Jun	Jul	Aug	Sept	Oct	Nov	Dec	Total
ALS	1,867	1,665	1,705	1,524	1,598	1,681	1,760	1,847	1,689	1,816	1,721	1,787	20,660
Auto Accident	157	172	116	101	104	162	167	233	180	220	161	131	1,904
BLS	725	712	636	653	711	669	733	708	650	669	635	566	8,067
Bomb Threat	-	-	-	-	-	-	-	-	-	-	-	-	-
CO Leak	25	23	30	31	26	23	34	37	30	28	40	35	362
Commercial Alarm	35	39	33	33	40	35	37	33	37	43	36	32	433
Elevator Emergency	20	17	17	10	7	17	19	20	17	20	12	10	186
Fuel Leak G1	3	-	-	-	-	2	1	2	2	1	2	2	15
Gas Leak G2	26	23	16	8	17	16	9	22	19	24	27	21	228
Hazmat	-	1	-	-	-	-	-	-	-	-	1	1	3
Industrial Accident	2	-	4	-	2	1	3	1	1	1	-	1	16
Jumper	1	1	3	-	-	1	-	2	1	-	-	-	9
Lockout	27	29	23	15	19	26	28	26	22	29	19	25	288
Lockout in Auto	14	8	9	5	5	7	13	9	5	14	9	11	109
Master Boxes	206	239	200	181	177	176	187	205	205	237	197	185	2,395
Mutual Aid In- Fire	4	-	1	1	-	-	1	-	-	3	-	-	10
Mutual Aid Out-Fire	8	9	8	2	7	7	5	10	8	8	3	9	84
Mutual Aid Out-Ladder	10	12	13	3	9	9	6	10	11	10	4	8	105
Mutual Aid In- Resc.	103	92	62	19	48	113	74	73	74	106	122	141	1,027
Mutual Aid Out-Resc.	7	29	13	3	7	15	20	21	15	14	22	27	193
Safe Station	22	12	7	8	4	7	3	5	4	6	2	6	86
Still Alarms	232	230	261	245	323	345	344	397	332	357	307	296	3,669
Still Boxes	56	50	57	32	55	47	49	33	35	61	67	36	578
Street Box 0700-2300	72	87	66	47	64	54	82	69	72	66	68	33	780
Street Box 2300-0700	14	15	10	7	30	26	21	30	13	28	11	9	214
Tipover	10	11	6	12	9	11	12	18	21	11	12	14	147
Water Emergency	15	8	12	9	4	5	9	7	4	3	7	21	104
Water Rescue	1	-	1	4	6	8	5	12	2	2	5	3	49
Total	3,662	3,484	3,309	2,953	3,272	3,463	3,632	3,830	3,449	3,777	3,490	3,410	41,731

PROVIDENCE FIRE DEPARTMENT
2020 ANNUAL REPORT

CALLS FOR SERVICE

Code Red	Jan	Feb	Mar	Apr	May	Jun	Jul	Aug	Sept	Oct	Nov	Dec	Total
EMS 2020	16	14	21	12	20	13	20	12	6	13	11	14	172
Auto Accident	157	172	116	101	104	162	167	233	180	220	161	131	1,904
ALS Level A	1,867	1,665	1,705	1,524	1,598	1,681	1,760	1,847	1,689	1,816	1,721	1,787	20,660
Level B	26	24	26	37	1	3	6	13	6	4	4	5	155
Level C	11	12	12	5	20	8	29	38	31	26	29	27	248
Mutual Aid Recues In	103	92	62	19	48	113	74	73	74	106	122	141	1,027
Mutual Aid Recue Out	7	12	13	3	7	15	20	21	15	14	22	27	176
COVID19	N/A	N/A	165	551	298	135	50	74	61	109	181	225	1,849
Private Amulances Called	2	2	2	-	1	5	15	14	16	11	11	19	98
Private transport	40	25	54	32	38	48	32	34	31	36	26	23	419
Non Emergency	70	89	132	93	134	105	117	116	121	121	123	118	1,339
Emmunual House RNP	2	3	2	-	3	4	2	3	2	3	1	1	26
Providence Community Health Center	21	16	12	1	2	3	-	1	2	2	-	2	62
Integrated Mobile Health MH-1	75	65	57	137	111	44	-	-	-	-	-	-	489

**PROVIDENCE FIRE DEPARTMENT
CAD RUN TOTALS BY LOCATION**

2020

	JAN	FEB	MAR	APR	MAY	JUN	JUL	AUG	SEP	OCT	NOV	DEC	TOTAL
ENGINE 2	342	330	304	226	257	297	313	354	297	354	294	307	3,675
ENGINE 3	410	415	388	251	326	377	348	380	376	397	341	326	4,335
ENGINE 6	189	168	149	141	176	190	183	167	193	196	212	215	2,179
ENGINE 8	287	279	274	178	229	223	275	259	261	275	259	226	3,025
ENGINE 8	313	322	322	269	309	378	376	363	339	361	338	333	4,023
ENGINE 9	215	239	230	136	168	178	232	245	212	243	200	197	2,495
ENGINE 10	299	262	218	187	194	236	231	245	219	278	233	224	2,826
ENGINE 11	198	174	170	137	167	165	174	193	171	218	190	178	2,135
ENGINE 12	387	321	348	239	292	292	332	388	311	366	368	331	3,965
ENGINE 13	199	185	172	111	164	166	172	178	156	187	161	174	2,025
ENGINE 14	285	254	228	190	237	246	254	262	271	278	260	254	3,019
ENGINE 15	262	247	242	201	279	241	270	306	277	292	284	269	3,170
LADDER 3	146	151	133	105	123	140	147	172	148	150	165	144	1,724
LADDER 5	147	160	127	97	132	121	154	132	112	158	145	111	1,596
LADDER 6	165	143	129	113	161	157	153	169	140	183	154	158	1,825
LADDER 7	167	187	168	125	121	161	153	201	166	198	184	158	1,989
LADDER 8	147	154	140	97	114	106	131	139	143	164	127	120	1,582
TOWER LADDER 1	220	229	203	152	194	199	174	213	200	264	187	180	2,415
TOWER LADDER 2	166	161	147	125	155	160	152	160	161	188	183	188	1,946
SPECIAL HAZARDS 1	153	121	147	106	134	131	149	159	133	157	163	140	1,693
AIR SUPPLY 1	13	10	17	9	16	11	14	7	5	12	7	9	130
RESCUE 1	510	429	434	350	407	473	481	466	438	491	418	406	5,303
RESCUE 2	406	386	368	331	387	422	435	449	428	455	402	418	4,887
RESCUE 3	408	401	381	335	384	417	394	451	401	404	407	398	4,781
RESCUE 4	524	506	489	394	480	500	504	497	474	527	462	452	5,809
RESCUE 5	426	406	374	331	225	225	410	446	380	436	398	382	4,439
RESCUE 6	461	438	431	392	479	486	480	494	436	471	455	445	5,468
RESCUE 7	439	396	388	329	413	400	372	442	352	405	392	399	4,727
MOBILE INEGRATED HEALTH	75	65	57	137	111	44	-	-	-	-	-	-	489

Providence Fire Department 2013 to 2020 ALS & BLS Rescue Run Breakdown Worksheet									
	2013	2014 (*)	2015	2016	2017	2018	2019	2020	Totals
Advance Life Support (ALS)	20,941	20,124	20,603	21,344	20,625	21,956	22,158	20,660	168,411
Jumper	15	13	16	6	6	19	19	9	103
Industrial Accidents	13	13	14	19	13	19	17	16	124
Tipover	108	94	151	151	133	109	120	147	1,013
Water Rescue	37	22	25	36	22	36	40	49	267
Auto Accidents	1,833	1,948	2,205	2,284	2,344	2,315	2,367	1,904	17,200
Subtotal ALS (#1)	22,947	22,214	23,014	23,840	23,143	24,454	24,721	22,785	187,118
Basic Life Support (BLS)	4,297	5,203	6,725	7,206	7,685	7,996	8,631	8,067	55,810
Total ALS & BLS Runs	27,244	27,417	29,739	31,046	30,828	32,450	33,352	30,852	242,928
Note #1: These call types are classified as ALS.									
Mutual Aid into Providence									
	2013	2014 (*)	2015	2016	2017	2018	2019	2020	Totals
Mutual Aid Rescue Responses into Providence	1,061	915	990	995	889	1,204	1,251	1,027	8,332
Mutual Aid Fire Responses into Providence	5	8	9	57	18	20	7	10	134
	1,066	923	999	1,052	907	1,224	1,258	1,037	8,466
Mutual Aid provided by the Providence Fire Department									
	2013	2014 (*)	2015	2016	2017	2018	2019	2020	Totals
Mutual Aid Rescue Responses out of Providence	338	383	354	321	414	348	320	176	2,654
Mutual Aid Fire Responses out of Providence	5	8	144	145	145	191	146	105	638
	343	391	498	466	559	539	466	281	3,292
(*) Rescue 7 began service in July 2014.									
Data Source: Providence Fire Department CAD System									

BUREAU OF OPERATIONAL CONTROL
Calendar Year 2020
2nd, 3rd and General Alarm Fires

Date of Fire	Location of Fire	Type of Fire
8-Jan-20	128 Hudson Street	3rd Alarm
16-Jan-20	65 Gordon Avenue	2nd Alarm
20-Jan-20	27 Geneva Street	3rd Alarm
15-Mar-20	111 Plainfield Street	2nd Alarm
22-Mar-20	301 Friendship Street	2nd Alarm
22-Mar-20	234 Vermont Ave	2nd Alarm
19-Mar-20	725 Hope Street	2nd Alarm
2-Jun-20	65 Burnett Street	2nd Alarm
4-Jul-20	108 Langdon Street	2nd Alarm
11-Jul-20	79 Wendell Street	2nd Alarm
19-Jul-20	306 Potters Avenue	3rd Alarm
23-Jul-20	15 Westminster Street	2nd Alarm
2-Aug-20	306 Douglas Avenue	2nd Alarm
27-Aug-20	25 Longmont Avenue	2nd Alarm
3-Oct-20	600 Mt. Pleasant Avenue, RIC, Sweet Hall	2nd Alarm
15-Oct-20	374 Plainfield Street	2nd Alarm
17-Oct-20	Douglas/Messina	2nd Alarm
17-Dec-20	331 Douglas Avenue	3rd Alarm
22-Dec-20	139 Unit Street	3rd Alarm
25-Dec-20	Sayles & Eddy	3rd Alarm

PROVIDENCE FIRE DEPARTMENT
DIVISION OF TRAINING



2020 ANNUAL REPORT

STEVEN M. PARÉ
Commissioner of Public Safety
Acting Chief of Department

JORGE O. ELORZA
Mayor

2020 Providence Fire Department Division of Training Activity Report

January:

- 1021 Class
- 1521 Class
- Critical Incident Stress Management (CISM) Training for Chiefs
- February Monthly Training
- Ice Rescue Training
- Mask fitting
- Quotes for Fire Simulator
- Yoga for First Responders Meeting

February:

- Fire Academy Meeting
- HazMat Refresher Training (HMRT)
- March Monthly Training
- Mask fitting
- Announcement of 1521 Class
- MRI Walkthrough
- Point School Announcement
- Information on Nutrition Education Program
- 1041 Certificates Received and Distributed from RISFA
- Request for 1021 & 1521 Test Scores from RISFA
- SIMUshare webinar
- Worcester Fire Chief DOT Visit

March:

- April Monthly Training
- Armory Walkthrough
- Capco Walkthrough
- Lieutenants School Curriculum Submitted to DOT
- HazMat Refresher Training (HMRT)
- Mask Fitting
- Meeting with RIPTA re: BDS SOP
- National Grid Walkthrough
- Point School
- State House Walkthrough
- Yoga for First Responder Meeting

April, May, June – DOT Closed Due to Covid-19 – Staff Assigned to Fire Alarm and Supply

- Dispatch and Answer Calls at Fire Alarm
- Order and Distribution of PPE
- Distribution of Meals
- Inventory of PPE
- Help Set up Field Hospital
- Monthly Training Issuance for April, May, June

June

- DOT Reopens on June 15th
- App Safety Training
- July Monthly Training
- Mask Fitting

July:

- Apparatus Safety Training
- August Monthly Training
- EVOC Refresher for E13 & E15; EVOC Refresher for L2
- Mask Fitting
- Remedial Training
- SIMUshare Zoom Training
- RWU Inquiry Regarding College Credits for PFD Classes
- SIMUshare Programs Starts

August:

- EVOC Driving Training Signup
- Helmet Repairs
- HazMat Refresher Training (HMRT)
- OHD Webinar
- September Monthly Training
- Produced Video of Ethanol Suppression System
- Target Solutions Webinar
- Surviving the Fire Service Webinar
- Transcaer Webinar

September:

- Hose Test
- LNG Walkthrough
- 2020 ERG Books Distributed to Companies
- Met with DOH for EMT Refresher
- Ordered New Books for Promotional Exams
- 2021 Study Books Distributed to Stations
- SIMUshare Format Installed
- HazMat Refresher Training (HMRT)
- RISFA Training Opportunity Sent
- OHD Video Conference
- October Monthly Training

October:

- Mental Health First Aid (MHFA) Train the Trainer
- Active Shooter Training
- Boston NNSA/FBI Radiologicals Fundamentals
- Coordinated with DOH for EMT Recertification utilizing TRAIN.org
- CPR Recertification for 51st and 52nd Academy
- EMS Course via TRAIN.org for EMT Refresher Created
- CSO Webinar
- Foam Training
- HazMat Refresher Training (HMRT)
- November Monthly Training
- Worked on Updates for ALS, BLS and PALS for 2020 AHA


November:

- Rescue Lieutenants Test Announced
- Rescue Task Force and FEMA Active Shooter Trainer Begins
- SIMUshare Webinar
- Portable Radio Training Begins
- Mental Health for Emergency Responders Webinar
- December Monthly Training Compiled and Sent to Members

December:

- Assisted Members in Obtaining National EMT License
- Assisted Members in Accessing Accounts on Train.org
- Dispatch Lieutenants Exam Announced
- DOT Needs Assessment Sent In
- Mask Fitting
- MHFA Zoom Meeting
- Prodigy EMS Online Training Began
- January 2021 Monthly Training Compiled and Sent to Members

Providence Fire Department Fire Prevention Bureau



2020 Annual Report

STEVEN M. PARÉ
Commissioner of Public Safety
Acting Chief of Department

JORGE O. ELORZA
Mayor

STEVEN M. PARÉ
Commissioner of Public Safety
Acting Chief of Department

ANDREW WENT
Fire Prevention Captain



JORGE O. ELORZA
Mayor

Fire Prevention Bureau
"Smoke Detectors Save Lives"

The primary responsibility of the Providence Fire Department's Fire Prevention Division is to promote fire prevention and awareness which is essential to the department's overall mission. Some of the core functions of the Division include plan review, code enforcement and inspections, public education, and fire investigations. All inspectors, plan reviewers, and investigators in the division are licensed as Assistant Deputy State Fire Marshals in order to enforce the code.

Plan Review

The Fire Prevention Bureau conducts plan reviews for new construction and renovation to ensure compliance with the Rhode Island Fire and Life Safety Codes, including fire rated construction, egress features, emergency lighting, and fire alarm and sprinkler systems. Fire Prevention Bureau personnel make on-site inspections of construction projects periodically to ensure that as-built conditions reflect what was approved during the plan review process. Upon completion, life safety and fire alarm inspectors participate in issuance of certificates of occupancy. Some of the more substantial projects the division worked on in 2020 were the conversion of an office building to a dormitory at Providence College, completion of the Brown University Soccer and Lacrosse Building, and the completion of a complete renovation and change of use of the historic Lapham, Wit and Trayne Buildings downtown.

Residential plan reviews are conducted for installation of interconnected smoke and carbon monoxide detection systems, which are required by Code in all 3-family homes and various other residential occupancies.

STEVEN M. PARÉ
 Commissioner of Public Safety
 Acting Chief of Department



JORGE O. ELORZA
 Mayor

ANDREW WENT
 Fire Prevention Captain

Fire Prevention Bureau
"Smoke Detectors Save Lives"

		COMM PLAN REV	RES PLAN REV	TOTALS
2020 QUARTERLY REPORT	1ST QUARTER	\$419,833.00	\$41,876.00	\$461,709.00
	2ND QUARTER	\$143,903.00	\$14,350.00	\$158,253.00
	3RD QUARTER	\$27,491.00	\$29,295.00	\$56,786.00
	4TH QUARTER	\$136,972.00	\$12,725.00	\$149,697.00
	TOTALS	\$728,199.00	\$98,246.00	\$826,445.00

Code Enforcement Inspection and Public Outreach

The COVID pandemic presented the Fire Prevention Division with new a new challenge, to continue enforcement of the RI Fire Safety Code while at the same time providing assistance to businesses trying to stay open while complying with new health regulations.

STEVEN M. PARÉ
Commissioner of Public Safety
Acting Chief of Department

ANDREW WENT
Fire Prevention Captain



JORGE O. ELORZA
Mayor

Fire Prevention Bureau
"Smoke Detectors Save Lives"

Inspectors processed 956 permit applications for liquor and food licenses, outdoor dining, and various special events in 2020. Along with conducting routine code compliance, many times occupant loads needed to be verified or calculated, as state COVID limits were based on fire code figures. This is normally done only for places of assembly, but COVID necessitated providing numbers to large retail stores, grocery stores, gyms, and even small restaurants. Restaurants expanded outdoors, often into streets, parking lots, courtyards, and other areas that were never before used for that purpose. The Fire Prevention Division provided guidance with maintaining safety from vehicles, ensuring proper egress, and tents. Some of the larger outdoor dining and shopping events in the Summer and Fall of 2020 that the Division worked on included closures of Atwells Avenue, Westminster Street downtown, and Wayland Square.

The Fire Prevention Division inspected all public and private schools, as required annually by the Rhode Island Fire Safety Code. In addition, the Division provided guidance and worked hand in hand with school administrators to ensure that classroom COVID prevention measures such as barriers, new ventilation equipment and changes in school operating procedures could be implemented safely.

The Rhode Island Fire Safety Code requires home sellers to obtain a certificate from the fire department documenting the inspection of smoke and carbon monoxide alarms. After the COVID pandemic started, the RI Fire Safety Code Board of Appeal and Review authorized alternatives to the previously conducted in-person inspections. The Fire Prevention Division conducted mostly virtual inspections during 2020.

STEVEN M. PARÉ
 Commissioner of Public Safety
 Acting Chief of Department



JORGE O. ELORZA
 Mayor

ANDREW WENT
 Fire Prevention Captain

Fire Prevention Bureau
"Smoke Detectors Save Lives"

		SMOKE/CARBON	LICENSE	BUILDING	TENT	TOTALS
2020 QUARTERLY REPORT	1ST QUARTER	\$12,015.00	\$400.00	\$400.00	\$200.00	\$13,015.00
	2ND QUARTER	\$7,775.00	\$300.00	\$100.00	\$200.00	\$8,375.00
	3RD QUARTER	\$19,349.00	\$700.00	\$0.00	\$2,300.00	\$22,349.00
	4TH QUARTER	\$22,295.00	\$200.00	\$0.00	\$3,200.00	\$25,695.00
	TOTALS	\$61,434.00	\$1,600.00	\$500.00	\$5,900.00	\$69,434.00

Fire Investigation

Providence Fire and Arson Investigators conducted 378 origin and cause investigations in 2020. Of these, 206 were building fires, 97 were vehicle fires and 75 were miscellaneous fire incidents that included electrical problems, boiler malfunctions, outside and dumpster fires.

STEVEN M. PARÉ
Commissioner of Public Safety
Acting Chief of Department

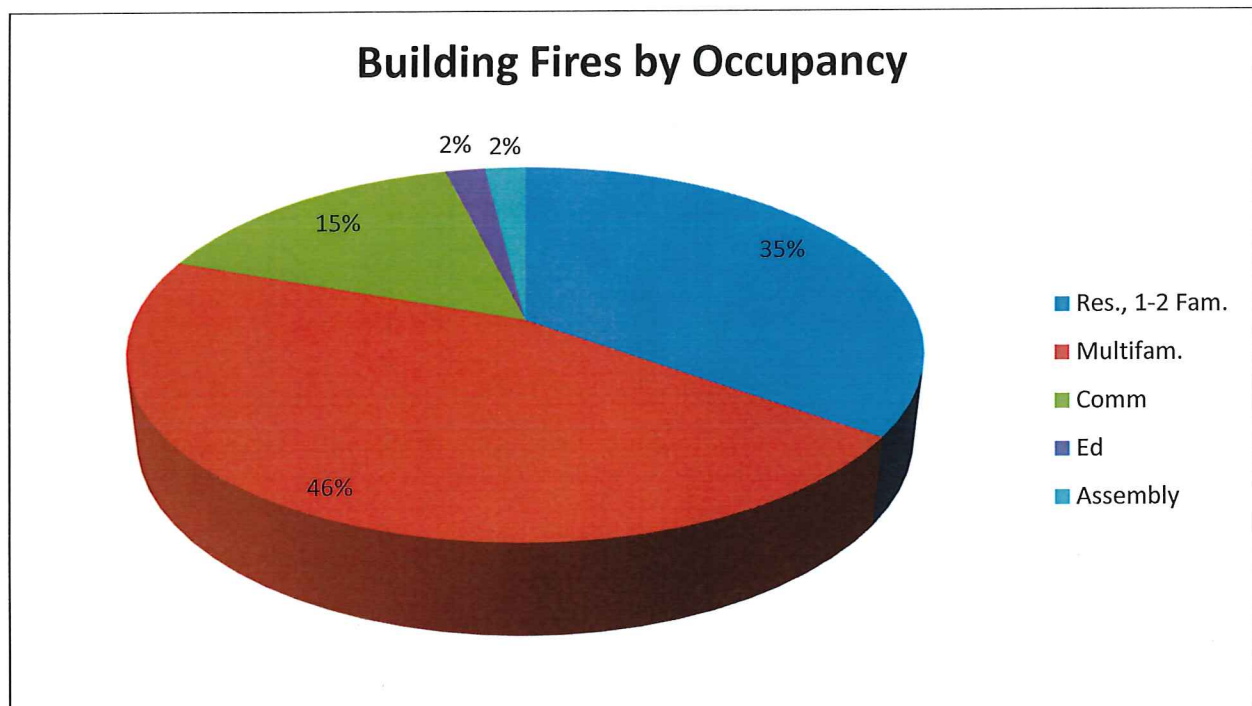


JORGE O. ELORZA
Mayor

ANDREW WENT
Fire Prevention Captain

Fire Prevention Bureau
"Smoke Detectors Save Lives"


Out of the 306 building fires in 2020, the overwhelming majority were in residential-type structures. Five were in vacant buildings, and 25 were in high rises.



The Department's Arson Squad assists in the investigation of multi-alarm fires, fires of suspected incendiary origin, and fires involving burn injuries or death. In 2020, there were 6 burn injuries and 2 civilian deaths due to building fires in Providence.

The Arson Squad, including K9 Wizard, an accelerant detection canine, maintains a relationship with Providence Police, the State Fire Marshal's office, local offices of the FBI and AFT, along with fire investigators in the surrounding cities and towns.

PROVIDENCE FIRE DEPARTMENT DIVISION OF EMS



2020 ANNUAL REPORT

STEVEN M. PARÉ
Commissioner of Public Safety
Acting Chief of Department

JORGE O. ELORZA
Mayor

**PROVIDENCE FIRE DEPARTMENT
2020 EMS DIVISION**

Runs by Provider Primary Impression

Provider Impression	# of Times	% of Times
Abdominal pain, generalized	1,427	5.071%
Acute abdomen	191	0.679%
Acute bronchitis, unspecified	6	0.021%
Acute bronchospasm	2	0.007%
Acute pain, not elsewhere classified	1,422	5.053%
Adult, no findings or complaints	402	1.428%
Alcohol dependence with withdrawal, unspecified	274	0.974%
Alcohol use, unspecified	734	2.608%
Alcohol use, unspecified with intoxication	2,247	7.984%
Allergic Reaction	158	0.561%
Altered mental status	653	2.320%
Anaphylactic shock	7	0.025%
Anemia, unspecified	4	0.014%
Angina; or Ischemic chest pain	64	0.227%
Anxiety disorder, unspecified	435	1.546%
Appendicitis, acute	1	0.004%
Asthma with exacerbation	64	0.227%
Back Pain	700	2.487%
Bedridden	5	0.018%
Behavioral / psychiatric disorder	1,194	4.243%
Bipolar disorder, current episode manic without psychotic features	13	0.046%
Bipolar disorder, current episode manic without psychotic features, mild	15	0.053%
Bipolar disorder, current episode manic without psychotic features, unspecified	75	0.266%
Cancer, unspecified	7	0.025%
Cardiac Arrest	172	0.611%
Cardiac arrhythmia/dysrhythmia	105	0.373%
Chest pain on breathing	186	0.661%
Chest Pain, Other [non-cardiac]	87	0.309%
Chest pain, unspecified	840	2.985%
CHF	12	0.043%
Child, no findings or complaints	89	0.316%
Chronic pain, not elsewhere classified	197	0.700%
Cocaine related disorders	23	0.082%
Common cold	59	0.210%
Constipation	46	0.163%
COPD with exacerbation	29	0.103%
Croup	1	0.004%
Dehydration	52	0.185%
Diabetes / Hyperglycemia	278	0.988%
Diabetes / HYPOGLYCEMIA	89	0.316%
Diarrhea	113	0.402%
Disruption of wound, unspecified	47	0.167%

**PROVIDENCE FIRE DEPARTMENT
2020 EMS DIVISION**

Runs by Provider Primary Impression

Provider Impression	# of Times	% of Times
Dizziness	367	1.304%
Encounter for general examination without complaint, suspected or reported diagnosis	53	0.188%
Epidural hemorrhage	12	0.043%
Esophageal obstruction	5	0.018%
Facial weakness	11	0.039%
Fever	341	1.212%
Foreign body in digestive system, part unspecified	5	0.018%
Foreign body in ear	2	0.007%
Foreign body in genitourinary tract, part unspecified	8	0.028%
Foreign body in respiratory tract, part unspecified	14	0.050%
Foreign body on external eye	10	0.036%
Generalized anxiety disorder	173	0.615%
Generalized edema	9	0.032%
GERD	12	0.043%
Gross hematuria	12	0.043%
Gunshot	28	0.099%
Hallucinogen related disorders	11	0.039%
Head bleed	79	0.281%
Headache	357	1.269%
Health hazard contact ; or Suspected exposure	5	0.018%
Heat exhaustion, unspecified	4	0.014%
Hematemesis	21	0.075%
Hematuria	22	0.078%
Hemiplegia	1	0.004%
Hemothorax, traumatic	1	0.004%
Hyperkalemia	3	0.011%
Hypertension	341	1.212%
Hypoglycemia, unspecified	133	0.473%
Hypotension	121	0.430%
Hypothermia	9	0.032%
Hypovolemia	5	0.018%
Influenza due to other identified influenza virus with pneumonia	32	0.114%
Influenza, unspecified	242	0.860%
Inhalant related disorders	1	0.004%
Injury of abdomen	39	0.139%
Injury of ankle	138	0.490%
Injury of ear	13	0.046%
Injury of elbow	36	0.128%
Injury of external genitals	3	0.011%
Injury of eye and orbit	45	0.160%
Injury of face	194	0.689%
Injury of foot	73	0.259%

**PROVIDENCE FIRE DEPARTMENT
2020 EMS DIVISION**

Runs by Provider Primary Impression

Provider Impression	# of Times	% of Times
Injury of forearm	73	0.259%
Injury of head	575	2.043%
Injury of hip	93	0.330%
Injury of lower back	191	0.679%
Injury of lower leg	237	0.842%
Injury of neck	151	0.537%
Injury of nose	20	0.071%
Injury of pelvis	7	0.025%
Injury of shoulder or upper arm	170	0.604%
Injury of thigh	43	0.153%
Injury of thorax	70	0.249%
Injury of wrist, hand, or fingers	200	0.711%
Injury, unspecified	83	0.295%
Intracranial injury, unspecified	1	0.004%
Labor and Delivery, uncomplicated delivery	6	0.021%
Localized edema	52	0.185%
Localized swelling, mass and lump, head	136	0.483%
Localized swelling, mass and lump, unspecified lower limb	93	0.330%
Localized swelling, mass and lump, unspecified upper limb	28	0.099%
Lymphedema, not elsewhere classified	1	0.004%
Malaise	24	0.085%
Malaise and fatigue	107	0.380%
Manic episode without psychotic symptoms	30	0.107%
Manic episode without psychotic symptoms, mild	29	0.103%
Manic episode, severe with psychotic symptoms	30	0.107%
Melena	1	0.004%
Metabolic disorder, unspecified	2	0.007%
Migraine	11	0.039%
Nausea	181	0.643%
Nausea and vomiting	525	1.865%
Nonspecific Inhalant disorders	1	0.004%
Non-specified Sedative, hypnotic or anxiolytic related disorders	3	0.011%
Non-ST elevation myocardial infarction	1	0.004%
Nose bleed	75	0.266%
Not Applicable	55	0.195%
Not Recorded	11	0.039%
Obesity, unspecified	6	0.021%
Obvious Death	203	0.721%
Ocular pain, unspecified eye	32	0.114%
Opioid related disorders	75	0.266%
Orthostatic hypotension	4	0.014%
Other anxiety disorders	102	0.362%

**PROVIDENCE FIRE DEPARTMENT
2020 EMS DIVISION**

Runs by Provider Primary Impression

Provider Impression	# of Times	% of Times
Other birth injuries to the newborn	1	0.004%
Other chest pain	200	0.711%
Other complications of labor and delivery, not elsewhere classified	2	0.007%
Other hypotension	3	0.011%
Other psychoactive substance abuse with intoxication	21	0.075%
Other psychoactive substance use, unspecified with psychoactive substance-induced psychotic	2	0.007%
Other psychoactive substance use, unspecified with withdrawal delirium	15	0.053%
Other reduced mobility	16	0.057%
Other respiratory disorders	60	0.213%
Other stimulant abuse with stimulant-induced psychotic disorder with hallucinations	6	0.021%
Overdose/Drug Ingestion	961	3.415%
Paraplegia	7	0.025%
Pelvic and perineal pain	54	0.192%
Pneumonia, unspecified	11	0.039%
Poisoning by other opioids, accidental	20	0.071%
Poor urinary stream	26	0.092%
Post-term newborn	1	0.004%
Pregnancy with contractions	76	0.270%
Preterm labor with preterm delivery	2	0.007%
Preterm labor without delivery	7	0.025%
Preterm newborn	1	0.004%
Psychoactive substance related disorders, other	15	0.053%
Pulmonary edema, acute	1	0.004%
Pulmonary embolism	2	0.007%
Respiratory condition due to chemicals, gases, fumes, and vapors	1	0.004%
Respiratory disorder, unspecified	35	0.124%
Respiratory distress, acute	81	0.288%
Respiratory failure, unspecified	6	0.021%
Seizures with status epilepticus	203	0.721%
Seizures without status epilepticus	474	1.684%
Septicemia; or Sepsis	3	0.011%
Shortness of breath	1,510	5.365%
Sickle Cell Crisis	7	0.025%
Spontaneous abortion	1	0.004%
ST elevation myocardial infarction of anterior wall	4	0.014%
ST elevation myocardial infarction of inferior wall	3	0.011%
ST elevation myocardial infarction of other sites	4	0.014%
Stroke	189	0.672%
Suicide attempt	343	1.219%
Sunburn of first degree	8	0.028%
Sunburn of second degree	5	0.018%
Sunburn of third degree	5	0.018%

**PROVIDENCE FIRE DEPARTMENT
2020 EMS DIVISION**

Runs by Provider Primary Impression

Provider Impression	# of Times	% of Times
Syncope and collapse	407	1.446%
TIA	9	0.032%
Tooth pain	18	0.064%
Unidentified	2,563	9.107%
Unspecified infectious disease	109	0.387%
Unspecified urinary incontinence	20	0.071%
Unspecified visual disturbance	9	0.032%
Urinary tract infection, site not specified	59	0.210%
Uterine or vaginal bleeding, abnormal	101	0.359%
Vertigo	10	0.036%
Vomiting due to pregnancy	19	0.068%
Weakness	1,173	4.168%
Total	28,143	100.000%

**PROVIDENCE FIRE DEPARTMENT
2020 EMS DIVISION**

Runs by Primary Symptom

Primary Symptom	# of Times	% of Times
40 weeks gestation of pregnancy (Z3A.40)	50	0.178%
Abdominal distension (gaseous) (R14.0)	40	0.142%
Abdominal pregnancy (O00.0)	53	0.188%
Abdominal rigidity (R19.30)	20	0.071%
Abdominal tenderness (R10.81)	230	0.817%
Abnormal Involuntary Movements, unspecified (R25.8)	2	0.007%
Acute abdomen (R10.0)	255	0.906%
Acute Sore Throat (J02)	31	0.110%
Alcohol abuse with intoxication, uncomplicated (F10.120)	2379	8.453%
Alcohol abuse, uncomplicated (F10.10)	596	2.118%
Allergy, unspecified (T78.40)	61	0.217%
Allergy, unspecified, initial encounter (T78.40XA)	15	0.053%
Altered mental status (R41.82)	1236	4.392%
Anaphylactic shock, unspecified, initial encounter (T78.2XXA)	3	0.011%
Anxiety or Worries (R45.82)	577	2.050%
Aphagia (R13.0)	1	0.004%
Aphasia (R47.01)	9	0.032%
Apnea (R06.81)	7	0.025%
Ascites (R18)	1	0.004%
Asphyxia (R09.01)	1	0.004%
Ataxia (R27.0)	1	0.004%
Attention and concentration deficit (R41.840)	1	0.004%
Behavior, Overactivity (R46.3)	102	0.362%
Behavior, Slowness and poor responsiveness (R46.4)	14	0.050%
Behavior, Strange and inexplicable (R46.2)	418	1.485%
Belching (R14.2)	2	0.007%
Bipolar disorder, current episode manic without psychotic features (F31.1)	43	0.153%
Bipolar disorder, current episode manic without psychotic features, mild (F31.11)	16	0.057%
Blood in sputum (R04.2)	6	0.021%
Cardiac arrest (I46)	66	0.235%
Cardiac arrest due to other underlying condition (I46.8)	22	0.078%
Cardiac arrest, cause unspecified (I46.9)	94	0.334%
Carpopedal spasm (1); or Muscle spasm, involuntary (2) (R29.0)	7	0.025%
Chills (without fever) (R68.83)	45	0.160%
Combative or violent behavior (R45.6)	128	0.455%
Confusion (1); or Disorientation (2) (R41.0)	32	0.114%
Constipation (K59.00)	39	0.139%
Cough (R05)	198	0.704%
Cramp and spasm (R25.2)	17	0.060%
Cyanosis (R23.0)	2	0.007%
Demoralization and apathy (R45.3)	3	0.011%
Diabetes mellitus due to underlying condition (E08)	37	0.131%
Diarrhea (R19.7)	136	0.483%
Drowsiness (R40.0)	11	0.039%
Dry mouth (R68.2)	1	0.004%

**PROVIDENCE FIRE DEPARTMENT
2020 EMS DIVISION**

Runs by Primary Symptom

Primary Symptom	# of Times	% of Times
Dysphasia (R47.02)	2	0.007%
Dyspnea (R06.00)	6	0.021%
Dysuria (1); or Urine, difficulty (2) (R30.0)	23	0.082%
Ectopic pregnancy (O00)	1	0.004%
Edema, local (pitting) (R60.0)	16	0.057%
Edema, unspecified (R60.9)	24	0.085%
Emotional stress, unspecified (R45.7)	110	0.391%
Epistaxis (R04.0)	40	0.142%
Essential (primary) hypertension (I10)	183	0.650%
Excessive crying (non-infant) (R45.83)	1	0.004%
Excessive crying, infant (R68.11)	8	0.028%
Excessive sweating (1); or Night sweats (2); orDiaphoresis (3) (R61)	15	0.053%
Excessive thirst (R63.1)	1	0.004%
Facial droop (R29.810)	14	0.050%
False labor (O47)	3	0.011%
Fatigue (R53.83)	51	0.181%
Fecal incontinence (R15)	2	0.007%
Feeding difficulties (R63.3)	4	0.014%
Fever (R50.9)	362	1.286%
Flushing (R23.2)	4	0.014%
Food in esophagus causing other injury (T18.128)	1	0.004%
Food in respiratory tract, part unspecified causing other injury (T17.928)	7	0.025%
Food in trachea causing other injury (T17.428)	2	0.007%
Gait, Ataxic (R26.0)	4	0.014%
Gait, Limp Gait or Difficulty Walking (R26.2)	23	0.082%
Gait, Other Abnormalities of Gait and Mobility (R26.89)	13	0.046%
Hallucinations, Auditory (R44.0)	15	0.053%
Hallucinations, Visual (R44.1)	21	0.075%
Hearing Loss, unspecified ear (H91.90)	5	0.018%
Heartburn (R12)	5	0.018%
Hematemesis (1); or Vomiting, blood (2) (K92.0)	47	0.167%
Hematuria (1); or Urine, blood in (2) (R31)	43	0.153%
Hemiplegia (G81.9)	1	0.004%
Hemiplegia and hemiparesis (G81)	1	0.004%
Hemorrhage (1); or Bleeding (2) (R58)	701	2.491%
Hiccough (R06.6)	5	0.018%
Hives (L50)	10	0.036%
Homicidal ideations (R45.850)	13	0.046%
Hyperglycemia, unspecified (R73.9)	202	0.718%
Hyperventilation (R06.4)	4	0.014%
Hypoglycemia, unspecified (E16.2)	168	0.597%
Hypotension (I95)	39	0.139%
Hypotension, unspecified (I95.9)	75	0.266%
Injury, unspecified (T14.90)	483	1.716%
Injury, unspecified, initial encounter (T14.90XA)	48	0.171%

**PROVIDENCE FIRE DEPARTMENT
2020 EMS DIVISION**

Runs by Primary Symptom

Primary Symptom	# of Times	% of Times
Insomnia (G47.00)	6	0.021%
Irritability and anger (R45.4)	3	0.011%
Itching (L29.9)	12	0.043%
Jaundice (R17)	1	0.004%
Light-headedness (R42)	201	0.714%
Malaise (R53.81)	119	0.423%
Manic episode without psychotic symptoms, mild (F30.11)	40	0.142%
Manic episode, severe with psychotic symptoms (F30.2)	37	0.131%
Monoplegia (1); or Paralysis of one lower limb (2) (G83.10)	5	0.018%
Nasal congestion (R09.81)	18	0.064%
Nausea (R11.0)	433	1.539%
Need for assistance with personal care (Z74.1)	11	0.039%
Need for continuous supervision (Z74.3)	6	0.021%
Nervousness (R45.0)	13	0.046%
Not Applicable ()	62	0.220%
Not Recorded ()	9	0.032%
Obvious Death (R99)	199	0.707%
Opioid abuse (F11.1)	307	1.091%
Opioid abuse with intoxication (F11.12)	148	0.526%
Opioid abuse with intoxication, uncomplicated (F11.120)	44	0.156%
Opioid dependence (F11.2)	20	0.071%
Opioid dependence, uncomplicated (F11.20)	14	0.050%
Opioid related disorders (F11)	35	0.124%
Opioid use, unspecified with intoxication, uncomplicated (F11.920)	32	0.114%
Opioid use, unspecified, uncomplicated (F11.90)	29	0.103%
Orthostatic hypotension (I95.1)	2	0.007%
Other	2600	9.239%
Other allergy (T78.49)	13	0.046%
Other and unspecified allergy (T78.4)	10	0.036%
Other anxiety disorders (F41)	98	0.348%
Other chest pain (R07.8)	729	2.590%
Other foreign object in esophagus causing other injury (T18.198)	11	0.039%
Other hypoglycemia (E16.1)	2	0.007%
Other hypotension (I95.8)	4	0.014%
Other hypotension (I95.89)	2	0.007%
Other respiratory disorders (J98)	136	0.483%
Overweight (E66.3)	3	0.011%
Ovulation bleeding (N92.3)	2	0.007%
Pain, Abdomen Lower (localized) (R10.3)	267	0.949%
Pain, Abdomen Upper (localized) (R10.1)	81	0.288%
Pain, Abdominal (general) (R10.84)	761	2.704%
Pain, Anterior chest-wall (R07.89)	122	0.434%
Pain, Back (M54.9)	958	3.404%
Pain, Chest (cardiac) (R07.9)	487	1.730%
Pain, Chest on breathing (R07.1)	151	0.537%

**PROVIDENCE FIRE DEPARTMENT
2020 EMS DIVISION**

Runs by Primary Symptom

Primary Symptom	# of Times	% of Times
Pain, Ear (H92.09)	15	0.053%
Pain, Epigastric (R10.13)	17	0.060%
Pain, Eye (H57.10)	72	0.256%
Pain, Headache (R51)	735	2.612%
Pain, Intercostal (rib) (R07.82)	47	0.167%
Pain, Jaw (R68.84)	39	0.139%
Pain, Pelvic and Perineal (R10.2)	108	0.384%
Pain, Periumbilical (R10.33)	3	0.011%
Pain, Throat (R07.0)	30	0.107%
Pain, unspecified (R52)	2366	8.407%
Palpitations (R00.2)	104	0.370%
Paraplegia (G82.2)	5	0.018%
Periodic Breathing (1); or Cheyne-Stokes Breathing (2); or Abnormal breathing pattern (3) (R06)	114	0.405%
Person with feared health complaint in whom no diagnosis is made (Z71.1)	247	0.878%
Poisoning by heroin, undetermined (T40.1X4)	21	0.075%
Poisoning by other opioids, accidental (unintentional) (T40.2X1)	17	0.060%
Primary thunderclap headache (G44.53)	1	0.004%
Psychotic disorder with hallucinations due to known physiological condition (F06.0)	67	0.238%
Rebound abdominal tenderness (R10.82)	1	0.004%
Repeated falls (R29.6)	109	0.387%
Respiratory arrest (R09.2)	5	0.018%
Restlessness and agitation (R45.1)	3	0.011%
Secondary hypertension, unspecified (I15.9)	56	0.199%
Seizure (convulsive) (R56.9)	547	1.944%
Seizure, febrile (R56.0)	21	0.075%
Seizure: Absence, Partial, Grand Mal (Tonic/Clonic) (G40.3)	94	0.334%
Shock, Sepsis (R65.21)	2	0.007%
Shortness of breath (R06.02)	1679	5.966%
Skin, Burning, Prickly, Tingling Sensation (R20.2)	37	0.131%
Skin, Decreased Sensation (R20.1)	1	0.004%
Skin, Numbness (R20.0)	49	0.174%
Skin, other texture changes (R23.8)	17	0.060%
Skin, Rash (R21)	30	0.107%
Skin, Swelling, Mass, or Lump (R22)	213	0.757%
Slurred speech (R47.81)	10	0.036%
Snoring (R06.83)	2	0.007%
Stroke/CVA (I63)	112	0.398%
Stupor or Semicoma (R40.1)	2	0.007%
Suicidal ideations (R45.851)	762	2.708%
Syncope and collapse (R55)	462	1.642%
TIA (G45.9)	1	0.004%
Toothache (K08.8)	3	0.011%
Tremor, involuntary (R25.1)	41	0.146%
Twitching (R25.3)	6	0.021%
Unspecified foreign body in trachea causing other injury (T17.408)	4	0.014%

**PROVIDENCE FIRE DEPARTMENT
2020 EMS DIVISION**

Runs by Primary Symptom

Primary Symptom	# of Times	% of Times
Urine incontinence (R32)	13	0.046%
Urine retention (R33.9)	37	0.131%
Urine, excessive (R35.8)	7	0.025%
Vaginal Bleeding and Abnormal Urine (N93.9)	69	0.245%
Visual Discomfort / Photophobia (H53.14)	1	0.004%
Visual Disturbance (H53.9)	7	0.025%
Visual Loss (H54.7)	5	0.018%
Vomiting (R11.10)	410	1.457%
Vomiting, Projectile (R11.12)	5	0.018%
Weakness (R53.1)	1232	4.378%
Weight, gain (abnormal) (R63.4)	1	0.004%
Weight, loss (abnormal) (R63.5)	1	0.004%
Wheezing (R06.2)	21	0.075%
Total	28,143	100.000%

PROVIDENCE FIRE DEPARTMENT 2020 EMS DIVISION

Transports to Area Hospitals

Destination	# of Runs	% of Runs
Rhode Island Hospital	12712	45.17%
Other	5,078	18.04%
Roger Williams Medical Center	4472	15.89%
Miriam Hospital	3279	11.65%
Hasbro Children's Hospital	1,231	4.37%
St. Joseph's Hospital -- Fatima Unit	511	1.82%
Women & Infants Hospital	412	1.46%
VA Medical Center	303	1.08%
Behavioral Health Link(BH Link)	47	0.17%
Providence Community Health Center	36	0.13%
Kent Hospital	29	0.10%
Not Applicable	19	0.07%
Hospital Not Listed	9	0.03%
Not Reporting	4	0.01%
Not Recorded	1	0.00%
Total	28,143	100.00%