

BUILDING AN EQUITABLE, RESILIENT RECOVERY FOR PROVIDENCE

MAYOR ELORZA'S AMERICAN RESCUE PLAN ACT ORDINANCE

SUMMARY

Mayor Jorge O. Elorza's proposed \$123,769,438 American Rescue Plan Act (ARPA) budget ordinance builds an equitable, resilient recovery for Providence that aligns with the City's COVID-19 Recovery and Resiliency Task Force [Recommendations for Use of American Rescue Plan Act \(ARPA\) Funds Report](#).

The recommendations and proposal follow a robust 90-day community engagement process led by the City and Task Force that directly engaged over 1,500 Providence residents, business owners and community members on how to invest funds through [surveys](#), community meetings and direct door-knocking in hard-hit ZIP codes.

TOTAL ARPA BUDGET ORDINANCE: \$123,769,438

CITY OF PROVIDENCE ARPA FUNDING OVERVIEW

| | |
|---|------------------|
| Direct federal allocation: | \$131,373,965.00 |
| County-level allocation via State: | \$34,940,164.10 |
| TOTAL FUNDS: | \$166,314,129.10 |

PVD RESCUE PLAN COMMUNITY ENGAGEMENT FACTS

| | |
|--|--|
| August to November 2021 Timeline | 1,111 Survey respondents |
| 285 Community Listening Sessions attendees | 64 Business Roundtable attendees |
| 60 Task Force public meetings attendees | 88 Community proposals |


INVESTMENTS OVERVIEW

Arts, Tourism and Hospitality



\$7,700,000

Business and Economic Development



\$5,300,000

City Services and Infrastructure



\$12,500,000

Sustainability



\$12,000,000

Housing and Homelessness



\$28,100,000

Racial Equity



\$15,000,000

Youth and Community




\$12,170,000

Revenue Recovery



\$27,999,438

Administration of Funds



\$3,000,000



ARTS, TOURISM AND HOSPITALITY: **\$7,700,000**

Ensure the continued development of a vibrant and creative city by integrating arts and culture into community life while showcasing Providence as an international cultural destination.

| | |
|--|--------------------|
| Arts, Culture, and Special Events Support | \$1,225,000 |
| PVDFest Producing Partner, FirstWorks | \$275,000 |
| Cultural Facilities | \$4,200,000 |
| Public Art to Encourage Tourism | \$800,000 |
| Tourism Marketing | \$700,000 |
| Providence-Warwick Convention & Visitors Bureau | \$500,000 |

| | |
|--|--------------------|
| TOTAL ARTS, TOURISM AND HOSPITALITY INVESTMENT: | \$7,700,000 |
|--|--------------------|



BUSINESS AND ECONOMIC DEVELOPMENT: **\$5,300,000**

Create economic opportunity for all of the city's residents, and support Providence businesses to grow and hire locally with a focus on supporting minority, women, people with disabilities and veteran-owned businesses and industries devastated by the economic impacts of COVID-19.

| | |
|--|--------------------|
| COVID-19 Adaptive Reuse Program | \$3,000,000 |
| Hardest Hit Community Organizations | \$300,000 |
| Shared Use Infrastructure Grant Program | \$500,000 |
| Workforce Development for COVID-19 Impacted Individuals | \$1,500,000 |
| TOTAL BUSINESS AND ECONOMIC DEVELOPMENT INVESTMENT: | \$5,300,000 |



CITY SERVICES AND INFRASTRUCTURE: **\$12,500,000**

Support the city in successfully revitalizing our public infrastructure and implementing economic relief programs with investments in technology, systems and public spaces.

| | |
|---|---------------------|
| Cybersecurity and Information Technology Investments | \$2,500,000 |
| Parks and Recreation Capital Investment | \$2,000,000 |
| Activating Open Spaces in Downtown Qualified Census Tracts (QCTs)* | \$8,000,000 |
| TOTAL CITY SERVICES AND INFRASTRUCTURE INVESTMENT: | \$12,500,000 |

* Qualified Census Tracts (QCTs) are defined as any census tract (or equivalent geographic area defined by the Bureau of the Census) in which at least 50% of households have an income less than 60% of the Area Median Gross Income



SUSTAINABILITY: \$12,000,000

Provide a better quality of life for all residents while ensuring adequate community infrastructure to respond to and prepare for the impacts of climate change in the City’s frontline communities and to support the growth of green economic sectors within the City.

Resiliency Infrastructure in Frontline Communities \$3,000,000

**Improving and Protecting
Downtown Open Spaces in QCTs* \$6,000,000**

Stormwater and Sewer Repair \$3,000,000

TOTAL SUSTAINABILITY INVESTMENT: \$12,000,000

*Qualified Census Tracts (QCTs) are defined as any census tract (or equivalent geographic area defined by the Bureau of the Census) in which at least 50% of households have an income less than 60% of the Area Median Gross Income



HOUSING AND HOMELESSNESS: **\$28,100,000**

Respond to the current housing crisis in the short term, and implement a long-term strategy to end housing insecurity and homelessness in the City, addressed in collaboration with community, state, and federal partners.

| | |
|---|---------------------|
| Affordable Housing Development | \$17,000,000 |
| Home Repair Program | \$3,000,000 |
| Affordable and Alternate Housing Programming | \$500,000 |
| Emergency Housing Solutions | \$1,000,000 |
| Expand Rapid Rehousing | \$4,000,000 |
| Right to Counsel | \$600,000 |
| Permanent Supportive Housing | \$2,000,000 |

| | |
|---|---------------------|
| TOTAL HOUSING AND HOMELESSNESS INVESTMENT: | \$28,100,000 |
|---|---------------------|



RACIAL EQUITY: **\$15,000,000**

Address historic inequities with intersectional investments including braiding from other categories to ensure equity across all ARPA programs and funding.

| | |
|--|---------------------|
| COVID-19 Inequities Program | \$10,000,000 |
| Direct Relief to Providence Residents | \$500,000 |
| Facilities Development Program | \$4,500,000 |
| TOTAL RACIAL EQUITY INVESTMENT: | \$15,000,000 |



YOUTH AND COMMUNITY: **\$12,170,000**

Ensure Providence's youth have access to safe learning environments, robust options for out-of-school programs, and equal opportunity to succeed academically and professionally. Community investments support the social, economic, and cultural fabric of our communities and provide the infrastructure needed to bring people together and to address gaps of access and opportunity.


| | |
|--|---------------------|
| Justice Reform | \$3,750,000 |
| Anti-Violence Investments | \$2,000,000 |
| Providence Promise | \$2,000,000 |
| Providence Talks, Federal Hill House | \$470,000 |
| Pre-K and Early Childhood Infrastructure Fund | \$2,500,000 |
| Providence Community Library | \$500,000 |
| Food Security Infrastructure Planning | \$250,000 |
| Elderly Service Support | \$400,000 |
| Grants to Community Centers | \$300,000 |
| TOTAL YOUTH AND COMMUNITY INVESTMENT: | \$12,170,000 |



REVENUE RECOVERY: **\$27,999,438**

In accordance with eligible uses of American Rescue Plan funds, revenue recovery funds are used to replace public sector revenue loss due to the COVID-19 pandemic.

TOTAL REVENUE RECOVERY INVESTMENT: **\$27,999,438**



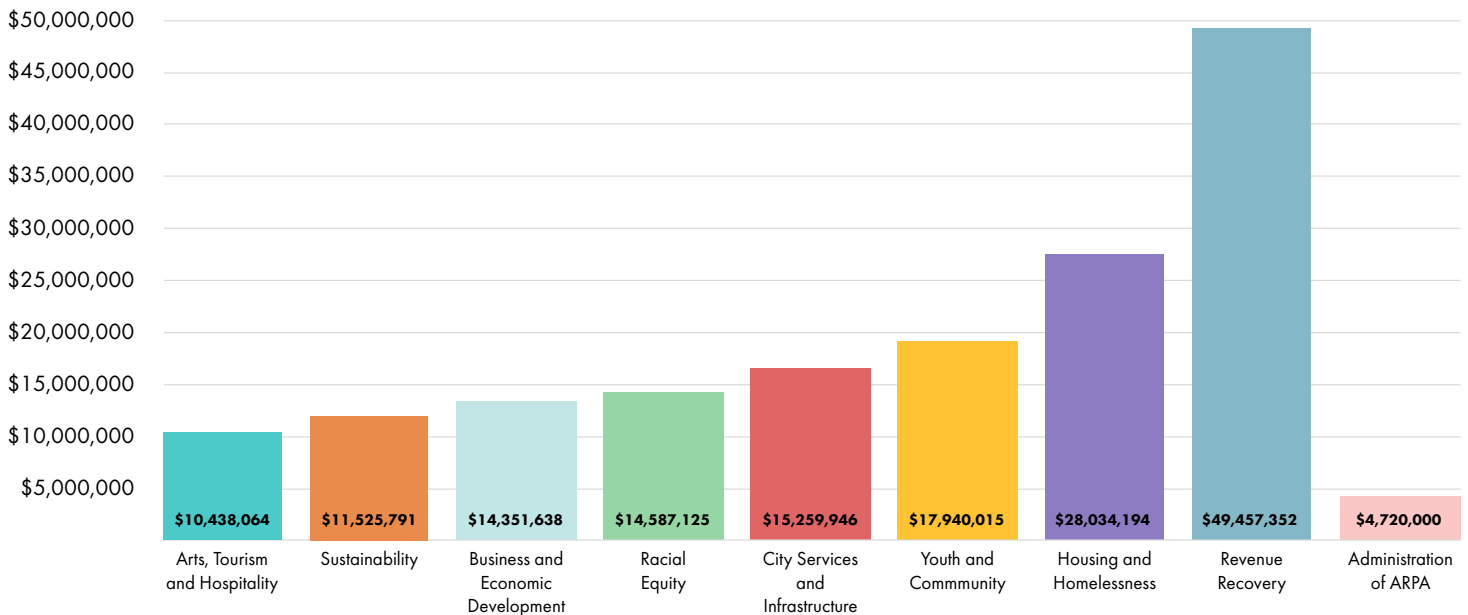
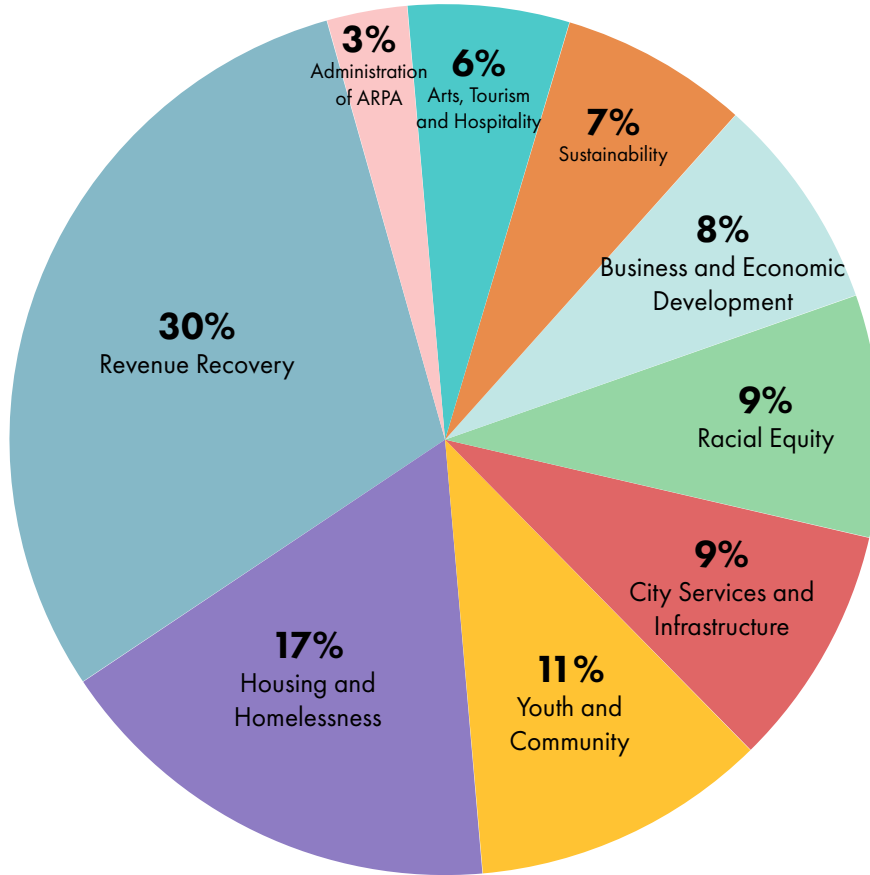
**ADMINISTRATION
OF FUNDS:** **\$3,000,000**

Support efficient and equitable deployment of ARPA funds to ensure maximum community impact through program design and deployment, outcome tracking and compliance oversight.

**TOTAL ADMINISTRATION
OF FUNDS INVESTMENT:** **\$3,000,000**

COMPARING MAYOR'S PROPOSED TOTAL ARPA SPENDING TO TASK FORCE RECOMMENDATIONS OF TOTAL ARPA SPENDING

RECOMMENDATION OF SPENDING BY RESCUE PLAN TASK FORCE

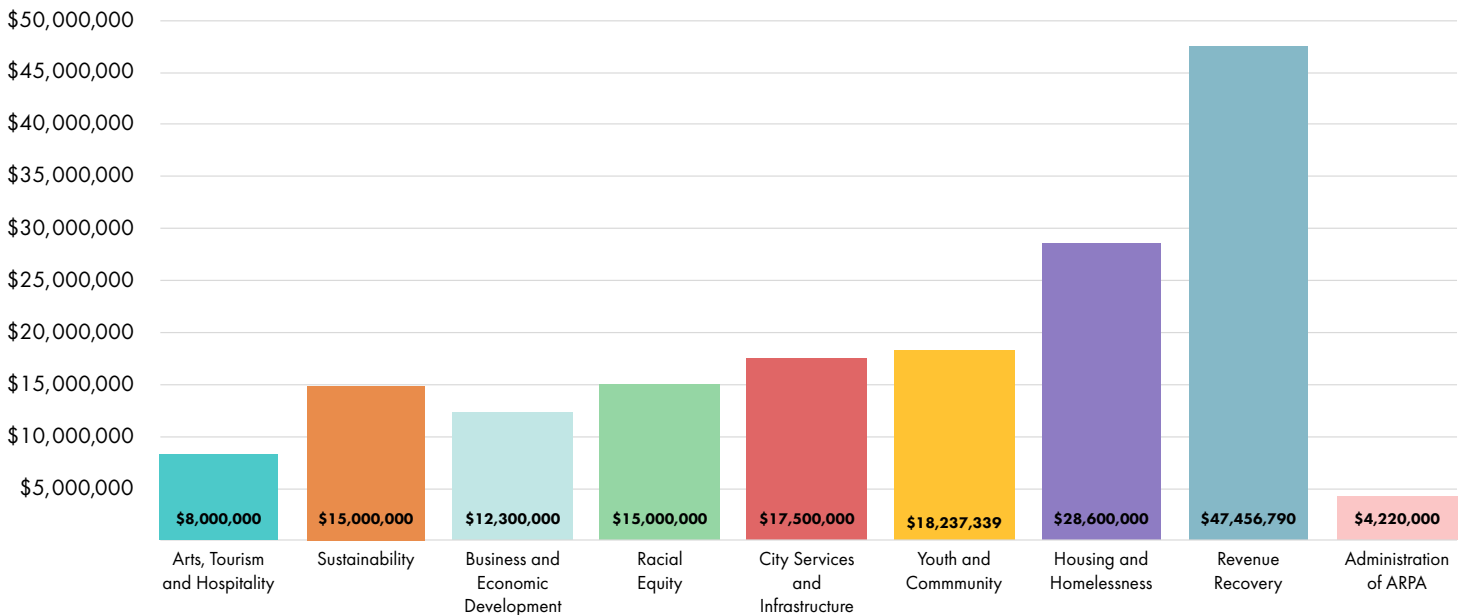
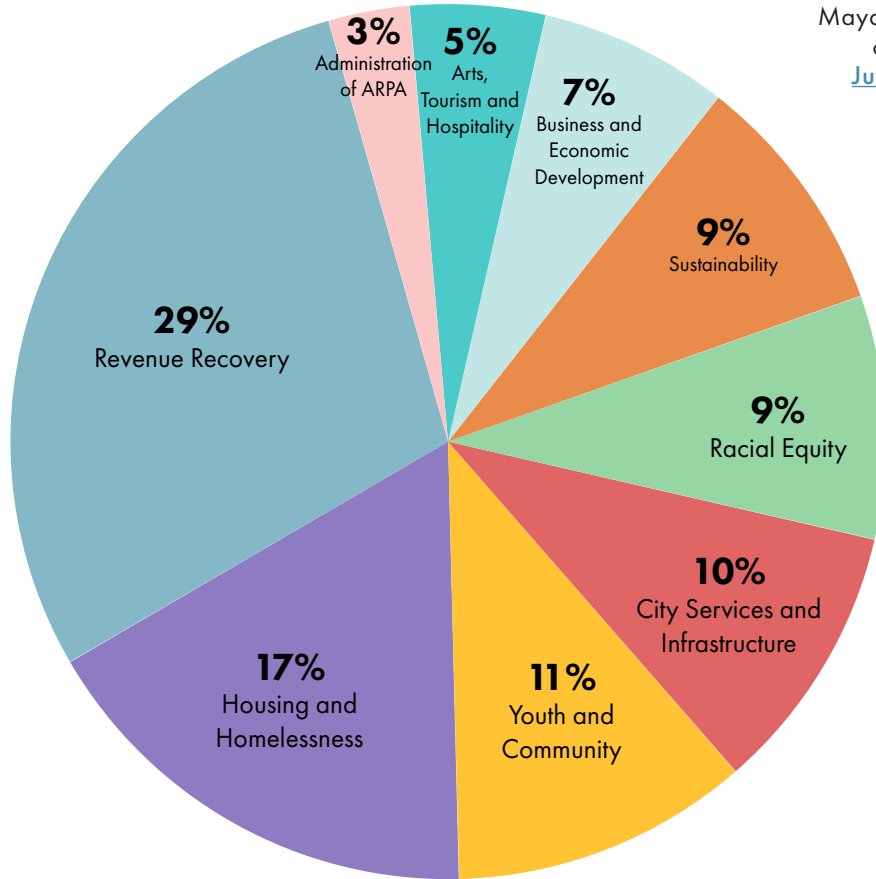


#PVDRESCUEPLAN

COMPARING MAYOR'S PROPOSED TOTAL ARPA SPENDING TO TASK FORCE RECOMMENDATIONS OF TOTAL ARPA SPENDING

JULY 2021 ORDINANCE AND MAYOR ELORZA'S PROPOSED ARPA ORDINANCE

Mayor Elorza's proposal builds on allocations made in the [July 2021 American Rescue Plan \(ARPA\) ordinance](#).



#PVDRESCUEPLAN