



CITY OF PROVIDENCE
Jorge O. Elorza, Mayor

ASCHAM ST PARK IMPROVEMENTS

Addendum # 1

April 18, 2022

(17 Pages)

Acknowledge Addendum on Bid Form

**** BID DUE DATE – Monday, April 25, 2022 at 2:15 PM****

1. Addendum Cover Sheet (1 Page)
2. Updated Plans (3 Pages)
3. Rope Pull Drawings (3 pages)
4. Rope-Pull Spec (7 pages)
5. Pre-Bid Meeting Agenda (2 pages)
6. Pre-Bid Meeting Sign-in Sheet 1 (1 page)

Questions/Clarifications:

1. The Wooden Bollard/Rope Climb features have been replaced with the Rope Pull from LSI, this will be a custom product from Landscape Structures, please refer to attached drawings and specs.

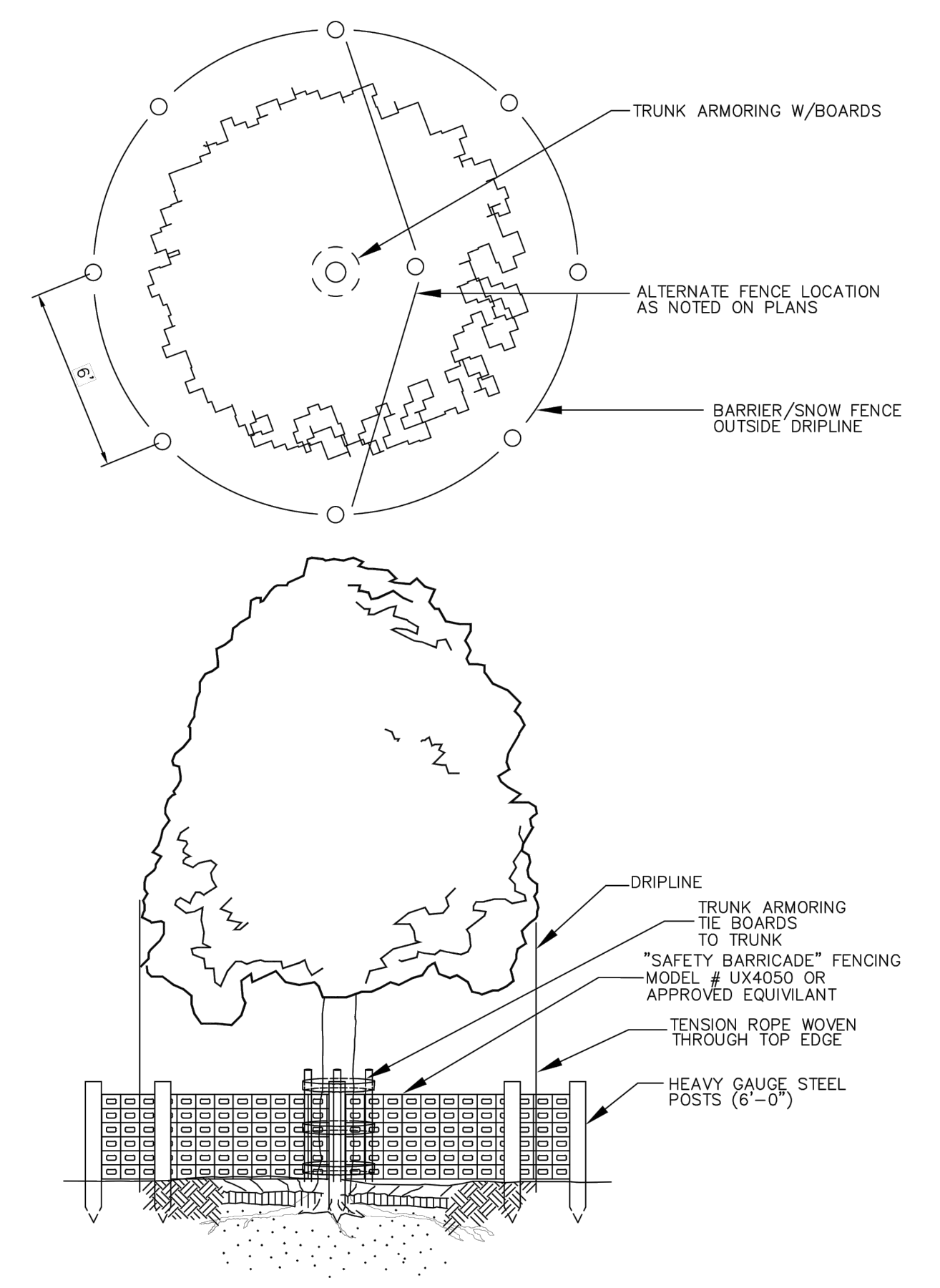
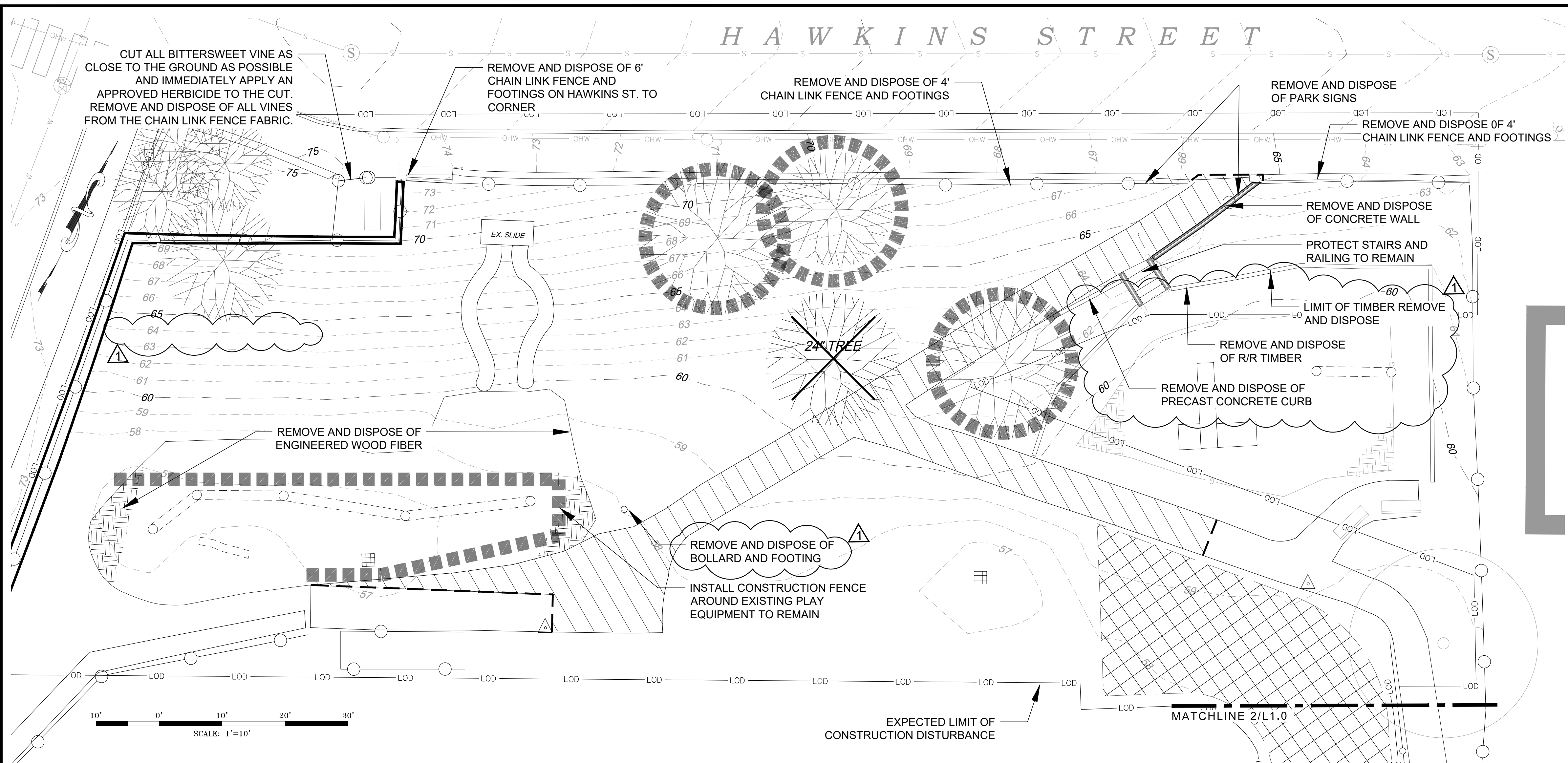
The local vendor for LSI is O'Brien & Sons:

M.E. O'Brien and Sons, Inc.
17 Trotter Drive PO Box 718
Medway, MA 02053
508.359.4200
meghan@obrienandsons.com

PROVIDENCE PARKS DEPARTMENT

1000 Elmwood Avenue, Providence, Rhode Island 02907
Phone: 401-785-9450 | Fax: 401-941-5920

www.providenceri.gov



SITE PREPARATION NOTES:

- EVERY EFFORT SHALL BE TAKEN TO PRESERVE THE HEALTH OF EXISTING VEGETATION TO BE PROTECTED ON SITE. PRIOR TO BEGINNING ANY WORK THE CONTRACTOR ON SITE SHALL TAKE EFFECTIVE ACTION TO PROTECT ALL EXISTING LANDSCAPING INDICATED TO REMAIN.
- ALL ELEMENTS IDENTIFIED TO BE PROTECTED SHOULD BE ENCIRCLED WITH AN ORANGE PLASTIC, 4' - HIGH BARRICADE FENCE THAT IS WELL-STAKED AND MAINTAINED FOR THE DURATION OF THE PROJECT.
- PROTECT TREE TRUNKS FROM SCRAPING AND GOUGING BY VERTICALLY PLACING A SERIES OF EIGHT FOOT, TWO BY FOUR LUMBER AROUND THE TRUNK SPACED 8" APART (MAX) TO ENCIRCLE THE TRUNK. SECURE THE LUMBER WITH AT LEAST THREE 1 1/2" WEBBING RATCHET STRAPS.
- THE ROOT ZONE OF TREES TO BE PROTECTED REQUIRES ALL EXCAVATION WORK BE DONE WITH AN AIR SPADE AND/OR BY HAND DIGGING. WHEN ROOTS ARE ENCOUNTERED THAT MUST BE CUT IN ORDER TO INSTALL UTILITIES, PAVEMENT, ETC. THEY ARE TO BE PRUNED USING A HAND SAW, LOPPERS, OR HAND PRUNERS. PRUNE AWAY JAGGED ROOTS BACK TO THE TRENCH WALL CLOSEST TO THE TREE. NOTIFY PARKS DEPARTMENT STAFF OF ANY ROOTS ENCOUNTERED THAT ARE GREATER THAN 2" IN DIAMETER BEFORE PRUNING.
 - KEEP EQUIPMENT AND EXCAVATED BACKFILL ON THE SIDE FURTHEST FROM THE TREE.
 - REPLACE THE BACKFILL ON THE SAME DAY. IF THIS IS NOT POSSIBLE, COVER THE EXPOSED ROOTS WITH WET BURLAP TO PREVENT THEM FROM DRY OUT.
 - DO NOT ALLOW CHEMICALS OR FOREIGN DEBRIS TO BECOME MIXED WITH THE BACKFILL.
 - PACK THE BACKFILL TO THE SAME FIRMNESS AS THE SURROUNDING SOIL.
 - WATER THE BACKFILL IF THE OPERATION OCCURS DURING HOT, DRY WEATHER.
- POST APPROPRIATE SIGNAGE FOR THE ROOT PROTECTION ZONE.
- AVOID THE FOLLOWING ACTIVITIES WITHIN THE ROOT PROTECTION ZONE.
 - STORAGE OF CONSTRUCTION MATERIALS.
 - CONCRETE WASH-OUT OPERATIONS.
 - STOCKPILING OF DEMOLITION DEBRIS.
 - PARKING OF ANY VEHICLES.
 - STOCKPILING OF SOIL AND/OR MULCH.
- DISPOSAL OF EXISTING VEGETATION MARKED AS INVASIVE SHALL BE CONSISTENT WITH STATE INVASIVE SPECIES BEST MANAGEMENT PRACTICES. THE TRUCK TO COLLECT CHIPPED MATERIALS SHALL BE EMPTY WHEN IT COMES TO SITE AND ONCE THE ALL THE INVASIVE WOODY PLANTS HAVE BEEN CHIPPED THE TRUCK SHALL DISPOSE OF CHIPS IN ACCORDANCE WITH STATE BEST MANAGEMENT PRACTICES.

Legend

	Tree Protection (see detail and notes)
	Remove and Dispose of Pavement
	Remove and Dispose of Tree (by others)
	Contractor Staging and Access
	Sawcut Pavement

GENERAL NOTES:

- CONSTRUCTION SHALL NOT UNNECESSARILY IMPACT PARK ACTIVITIES.
- CONTACT DIGSAFE PRIOR TO BEGINNING WORK.
- SEE CIVIL DRAWINGS FOR INFORMATION NOT DEPICTED ON THE LANDSCAPE DRAWINGS. INCLUDING (BUT NOT LIMITED TO): LAYOUT INFORMATION, GRADING, EROSION AND SEDIMENT CONTROL.
- LAWN AREAS IMPACTED BY CONSTRUCTION ACTIVITIES SHALL BE LOAMED, FINE GRADED AND SEEDED
- AN ELECTRONIC FILE OF THIS DRAWING WILL BE PROVIDED FOR CONTRACTOR LAYOUT PURPOSES

Tree Protection

Not to Scale

1
L1.0


Plan Continuation (L1.0)

SCALE: 1" = 10'

2
L1.0

wood.
Environment & Infrastructure Solutions, Inc.
275 Promenade Street Suite 100, Providence, RI 02908
(401) 648-9240
www.woodpic.com

Ironwood
Landscape Architecture • Planning
Providence, RI | Portland, ME | 401.772.0000 | www.ironwood.com



REV	DATE	DESCRIPTION
1	4/18/22	Addendum 1

CLIENT:
PROVIDENCE PARKS DEPARTMENT
DALRYMPLE BOATHOUSE, MAPLE AVE.
PROVIDENCE, RI 02905

PROJECT:
ASCHAM STREET PARK IMPROVEMENTS
323 HAWKINS STREET
PROVIDENCE, RI 02904

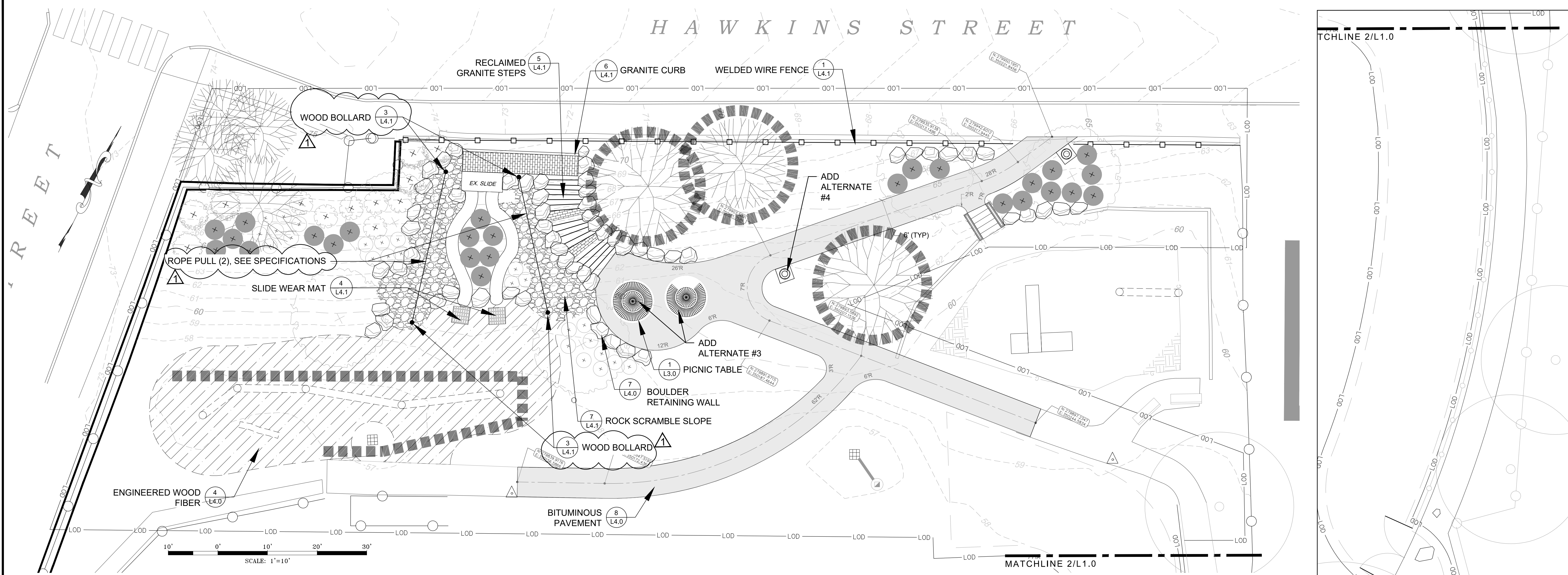
TITLE:
LANDSCAPE PREPARATION PLAN

ISSUED FOR: CONTRACTOR BIDDING
DATE: MARCH 3, 2022
SCALE:
DRAWN BY: S.WRIGHT, K.OSGOOD, J.HYLAND
CHECKED BY: J.HYLAND, D.JENSEN
PROJECT NO: 9852103

L1.0
SHEET 1 OF 5

PLEASE NOTE: THIS DOCUMENT MAY NOT ACCURATELY REPRESENT THE FINAL DOCUMENT. ONLY AN ENGINEER, ARCHITECT OR SURVEYOR SIGNED, SEALED AND DATED PAPER COPY PROVIDED BY THIS OFFICE MAY BE UTILIZED FOR BIDDING OR CONSTRUCTION PURPOSES.

HAWKINS STREET



LAYOUT AND MATERIALS NOTES:

- ALL GENERAL NOTES SHALL BE INCLUDED AS PART OF THE LAYOUT & MATERIALS NOTES.
- WHEN PROVIDED, USE DIMENSIONAL INFORMATION GIVEN ON THE DRAWING.
- ALL DIMENSIONS SHOWN ARE TAKEN TO THE FACE OR CENTERLINE OF ELEMENTS UNLESS OTHERWISE INDICATED.
- THE CONTRACTOR SHALL VERIFY DIMENSIONS SHOWN ON THE DRAWINGS AND SHALL NOTIFY THE LANDSCAPE ARCHITECT IN WRITING OF ANY DISCREPANCIES PRIOR TO THE START OF CONSTRUCTION. THE CONTRACTOR SHALL REVIEW AND OBTAIN THE APPROVAL OF THE FINAL LAYOUT WITH THE LANDSCAPE ARCHITECT OR CITY REPRESENTATIVE PRIOR TO STARTING CONSTRUCTION. IF DEEMED NECESSARY BY THE LANDSCAPE ARCHITECT OR CITY REPRESENTATIVE, THE CONTRACTOR SHALL STAKE OUT PROPOSED TREE LOCATIONS TO AID IN THE REVIEW OF THE FINAL LAYOUT.
- THE CONTRACTOR SHALL LAYOUT AND DETERMINE THE ELEVATIONS OF ALL SITE ELEMENTS FOR APPROVAL BY THE LANDSCAPE ARCHITECT OR CITY REPRESENTATIVE PRIOR TO THE START OF CONSTRUCTION. THE CONTRACTOR SHALL REPORT ANY CONFLICTS BETWEEN UTILITY STRUCTURES AND PROPOSED IMPROVEMENTS TO THE LANDSCAPE ARCHITECT OR CITY REPRESENTATIVE.
- THE CONTRACTOR SHALL REFER ANY QUESTIONS ON MATERIALS, FINISHES, AND/OR PRODUCTS NOT SPECIFIED HEREIN TO THE LANDSCAPE ARCHITECT OR CITY REPRESENTATIVE PRIOR TO ORDERING MATERIALS OR STARTING WORK.
- ALL LINES AND DIMENSIONS ARE PARALLEL OR PERPENDICULAR TO THE LINES FROM WHICH THEY ARE MEASURED UNLESS OTHERWISE SHOWN.
- WHEN NEW PAVEMENT IS PLACED AGAINST EXISTING PAVEMENT, SAWCUT EXISTING PAVEMENT, AND GRADE SMOOTH AND FLUSH.

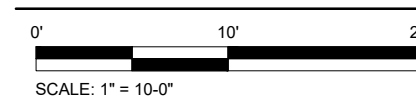
GENERAL NOTES:

- CONSTRUCTION SHALL NOT UNNECESSARILY IMPACT PARK ACTIVITIES.
- CONTACT DIGSAFE PRIOR TO BEGINNING WORK.
- SEE CIVIL DRAWINGS FOR INFORMATION NOT DEPICTED ON THE LANDSCAPE DRAWINGS, INCLUDING (BUT NOT LIMITED TO): LAYOUT INFORMATION, GRADING, EROSION AND SEDIMENT CONTROL.
- LAWN AREAS IMPACTED BY CONSTRUCTION ACTIVITIES SHALL BE LOAMED, FINE GRADED AND SEEDED.
- AN ELECTRONIC FILE OF THIS DRAWING WILL BE PROVIDED FOR CONTRACTOR LAYOUT PURPOSES.

Legend

1 L4.0		Deciduous Tree	2 L4.0		Concrete Unit Pavers
3 L4.0		Shrub Planting	7 L4.0		Boulder Retaining Wall
6 L4.0		Loam and Seed	7 L4.1		Rock Scramble Slope
8 L4.0		Bituminous Pavement	4 L4.0		Engineered Wood Fiber
			2 L4.1		Trash Receptacle

Plan Continuation (L2.0)



ADD ALTERNATE #2
IN LIEU OF RE SECURING FABRIC AS DESCRIBED IN ADD ALTERNATE #1 REPLACE THE EXISTING FABRIC WITH 6" BLACK VINYL COATED FABRIC. IN ADDITION, REMOVE AND DISPOSE OF APPROXIMATELY 176 LF. OF FABRIC (TO THE CORNER OF MC MILLEN AND ASCHAM ST. SUPPLY AND INSTALL 6" BLACK VINYL COATED FABRIC, AND SECURE AS REQUIRED.

ADD ALTERNATE #1
MODIFY 85LF OF EXISTING 12'+ CHAIN LINK FENCE TO YIELD A 6' HT. CHAIN LINK FENCE TO MATCH ADJACENT SECTION TO THE SOUTH-EAST. CUT POSTS AND REUSE TOP RAIL AND CAPS. RE SECURE FABRIC AS REQUIRED AND DISPOSE OF ALL EXCESS MATERIALS.

wood.
Environment & Infrastructure Solutions, Inc.
275 Promenade Street Suite 100, Providence, RI 02908
(401) 648-9240
www.woodplc.com

Ironwood
Landscape Architecture • Planning
Providence, RI | Portland, ME | 401.722.0200 | www.ironwood.com

NOT FOR CONSTRUCTION



REV	DATE	DESCRIPTION
1	4/18/22	Addendum 1

CLIENT:
PROVIDENCE PARKS DEPARTMENT
DALRYMPLE BOATHOUSE, MAPLE AVE.
PROVIDENCE, RI 02905

PROJECT:
ASCHAM STREET PARK IMPROVEMENTS
323 HAWKINS STREET
PROVIDENCE, RI 02904

TITLE:
LAYOUT & MATERIALS PLAN

ISSUED FOR: CONTRACTOR BIDDING
DATE: MARCH 3, 2022
SCALE:
DRAWN BY: S.WRIGHT, K.KOSGOOD, J.HYLAND
CHECKED BY: J.HYLAND, D.JENSEN
PROJECT NO: 9852193

2
L2.0

L2.0

SHEET 2 OF 5

IT IS THE MANUFACTURER'S OPINION AND INTENT THAT THE USE AND LAYOUT OF THESE COMPONENTS CONFORM WITH THE AMERICAN SOCIETY FOR TESTING AND MATERIALS (ASTM) STANDARD ASTM F1487

THIS PLAY AREA & PLAY EQUIPMENT IS DESIGNED FOR AGES 5-12 YEARS UNLESS OTHERWISE NOTED ON PLAN.

IT IS THE MANUFACTURER'S OPINION THAT THIS PLAY AREA DOES CONFORM TO THE ADA ACCESSIBILITY STANDARDS. ASSUMING AN ACCESSIBLE PROTECTIVE SURFACING IS PROVIDED, AS INDICATED, OR WITHIN THE ENTIRE USE ZONE.

THIS CONCEPTUAL PLAN WAS BASED ON INFORMATION AVAILABLE TO US PRIOR TO CONSTRUCTION. WE DO NOT WARRANT, INCLUDING SITE DIMENSIONS, TOPOGRAPHY, EXISTING UTILITIES, SOIL CONDITIONS, AND DRAINAGE SOLUTIONS SHOULD BE OBTAINED, EVALUATED, & UTILIZED IN THE FINAL DESIGN. PLEASE VERIFY ALL DIMENSIONS OF ALL EXISTING UTILITIES, STRUCTURES, AND SITE FURNISHINGS PRIOR TO ORDERING. SLICES SHOULD NOT FACE THE HOT AFTERNOON SUN.

CHOOSE A PROTECTIVE SURFACING MATERIAL THAT HAS A CRITICAL HEIGHT VALUE TO MEET THE MAXIMUM FALL HEIGHT FOR THE EQUIPMENT. REF: ASTM F1487 STANDARD CONSUMER SAFETY PERFORMANCE SPECIFICATION FOR PLAYGROUND EQUIPMENT FOR PUBLIC USE. SECTION 8 CURRENTLY IN PROGRESS. THE SURFACING SHOULD BE IDEALLY DRAWN UP TO THE SOIL SURFACE. MINIMUM FALL HEIGHT IT MUST BE TILED OR SLOPED 1/8" TO 1/4" PER FOOT TO A STORM SEWER OR A "TRENCH DRAWN".

AREA OF ACCESSIBLE/PROTECTIVE SURFACING (POURED-IN-PLACE SUGGESTED)

IT IS THE MANUFACTURER'S OPINION AND INTENT THAT THE LAYOUT OF THESE COMPONENTS CONFORM WITH THE U.S. CONSUMER PRODUCT SAFETY COMMISSION'S (CPSC) "HANDBOOK FOR PUBLIC PLAYGROUND SAFETY".


DESIGNED BY:

KAC
COPYRIGHT: 3/22/22
LANDSCAPE STRUCTURES, INC.
601 7th STREET SOUTH - P.O. BOX 198
DELANO, MINNESOTA, 55328
PH: 1-800-325-6039 FAX: 1-763-972-4991

Date	Previous Drawing #	Revisions

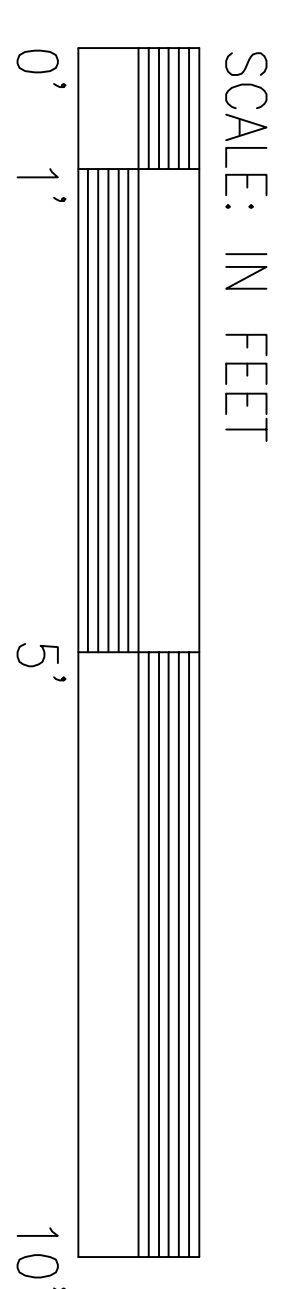
Freestanding Play
(5-12 years)

*OP027739
IND ROPE PULL
CLIMBER FOR
11' ELEVATION
CHANGE HILL,
DB



Estimated manufacturing time:
6 weeks from the time of
LSI order acceptance, or receipt of
SkyWays release of fabrication
form if applicable.

TOTAL ELEVATED PLAY COMPONENTS	0	REQUIRED	0
TOTAL ELEVATED COMPONENTS ACCESSIBLE BY RAMP	0	REQUIRED	0
TOTAL ELEVATED COMPONENTS ACCESSIBLE BY TRANSFER	0	REQUIRED	0
TOTAL ACCESSIBLE GROUND LEVEL COMPONENTS SHOWN	1	REQUIRED	0
TOTAL DIFFERENT TYPES OF GROUND LEVEL COMPONENTS	1	REQUIRED	1



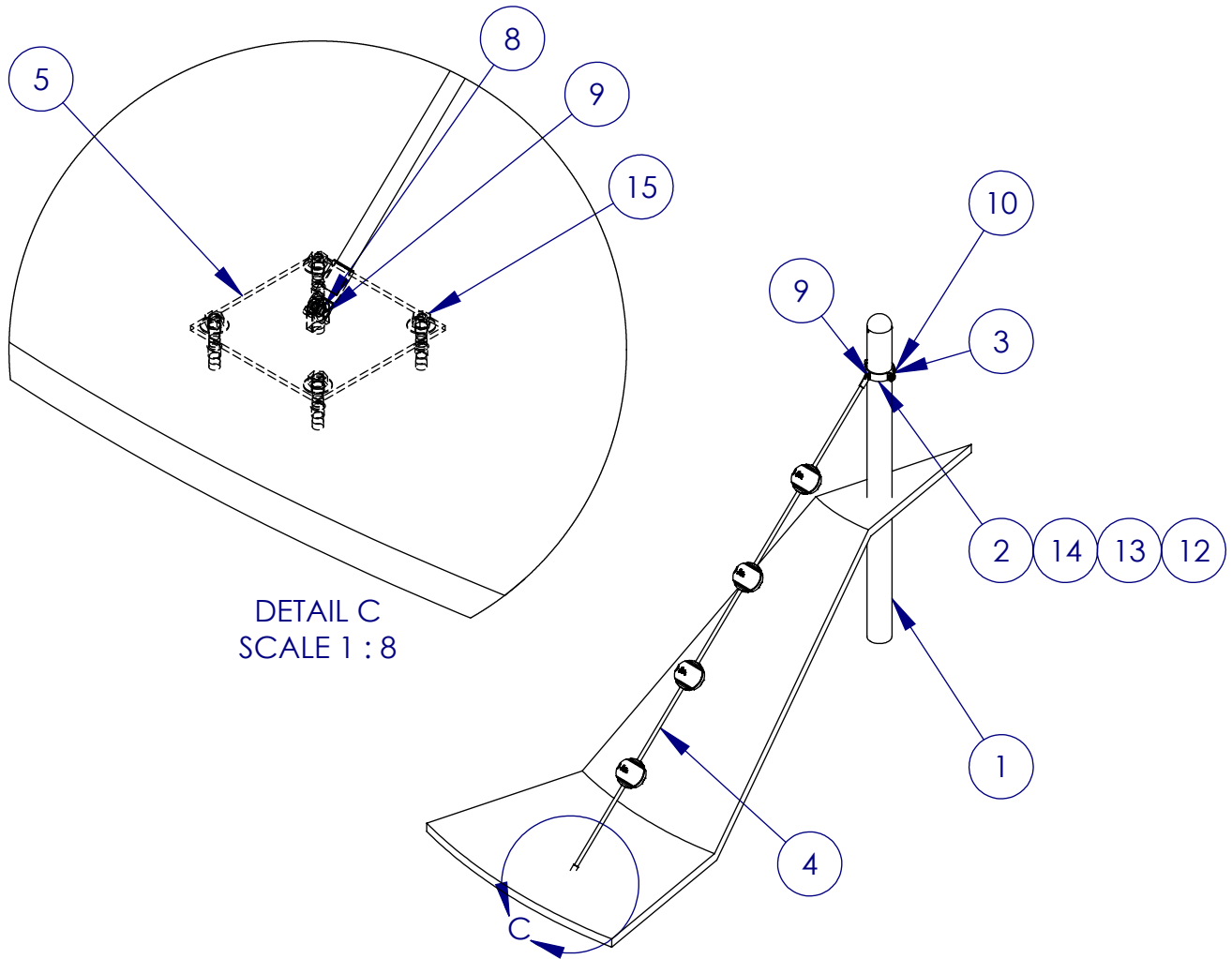
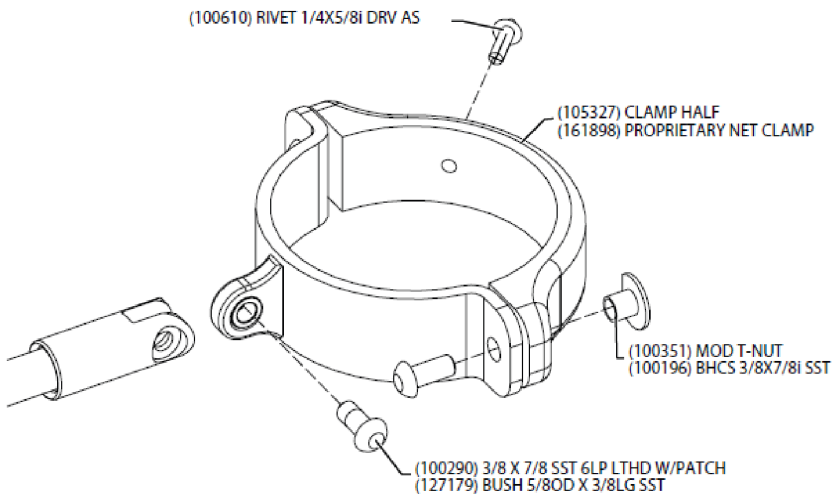
Rope Climb
Meghan O'Brien
Providence, RI

M.E. O'Brien & Sons, Inc
Joe Amore

SYSTEM TYPE:
Freestanding
DRAWING #:
1163076-01-01



Net Clamp Attachments



PROPRIETARY AND CONFIDENTIAL
THE INFORMATION CONTAINED IN THIS DRAWING IS THE SOLE
PROPERTY OF Landscape Structures Inc. ANY REPRODUCTION
IN PART OR AS A WHOLE WITHOUT THE WRITTEN PERMISSION OF
Landscape Structures Inc. IS PROHIBITED.

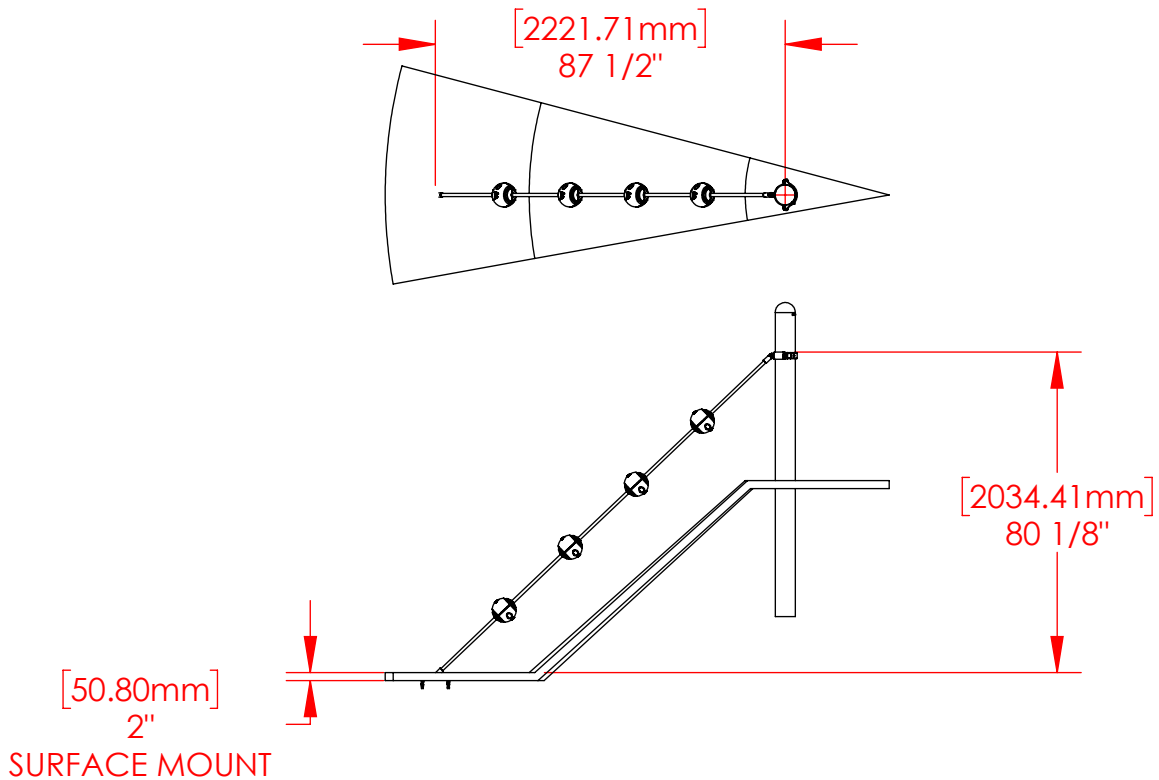
	NAME	DATE
DRAWN	RRW	
DO NOT SCALE DRAWING		

Landscape Structures Inc.	
CUST 10FT ROPE PULL CLMR INST	
DWG. NO.	228753
	SHEET 1 OF 2

ITEM NO.	PART NUMBER	DESCRIPTION	QTY.
1	107500	POST W/CAP PB 76i STL DB	1
2	161898	PROPRIETARY NET CLMP	1
3	105327	CLMP HALF 5 AL	1
4	222499	CUST 114.125 PULL ROPE	1
5	165396	CUST EVOS SM FOOTER	1
6	228753	CUST 10FT ROPE PULL CLMR INST	1
7	228778	CUST 10FT ROPE PULL CLMR HDW	1

HARDWARE PACKAGE 228778

ITEM NO.	PART NUMBER	DESCRIPTION	QTY.
8	127179	BUSH 5/8OD X 3/8 LG SST	1
9	100290	BHCS 6LP LTHD 3/8X7/8iSST	2
10	100610	RIVET 1/4X5/8i DRV AS	1
11	127179	BUSH 5/8OD X 3/8LG SST	1
12	100351	3/8-16 T-NUT	2
13	100365	WASHER 3/8 SAE	2
14	100196	BHCS 6LP 3/8x7/8i SST	2
15	121348	HDW PKG 4-HOLE SM 1/2-13	1



PROPRIETARY AND CONFIDENTIAL
 THE INFORMATION CONTAINED IN THIS DRAWING IS THE SOLE
 PROPERTY OF Landscape Structures Inc. ANY REPRODUCTION
 IN PART OR AS A WHOLE WITHOUT THE WRITTEN PERMISSION OF
 Landscape Structures Inc. IS PROHIBITED.

	NAME	DATE
DRAWN	RRW	
DO NOT SCALE DRAWING		

Landscape Structures Inc.
 CUST 10FT ROPE PULL CLMR INST

DWG. NO.

228753

SHEET 2 OF 2



SECTION 11 68 13 PLAYGROUND INSTALLATION

PART 1 – GENERAL

1.1 DESCRIPTION

- A. Examine all Drawings and all other Sections of the Specifications for requirements therein affecting the work of this trade.
- B. Coordinate work with that of all other trades affecting or affected by work of this Section. Cooperate with such trades to assure the steady progress of all work under the Contract.

1.2 SCOPE

- A. The work of this Section consists of all Playground Installation work and related items as indicated on the Drawings and/or specified herein and includes, but is not limited to, the following items, all manufactured by Landscape Structures, Inc.:
 - 1. Rope Pull

1.3 SUBMITTALS

- A. Request for Deviations from the Specifications: If any deviations from the specifications are proposed, include written description and reasons for deviations.
- B. Shop Drawings: Prior to ordering the below listed materials, submit Shop Drawings to Owner's Representative showing:
 - 1. Dimensioned layout of playground equipment relative to adjacent work by other trades.
 - 2. Manufacturer-supplied fall zones and concrete footing locations.
- C. Playground color selection: Supply Owner's Representative with final color selection and Manufacturer-supplied 3D rendering with colors included.

1.4 QUALITY ASSURANCE

- A. Source Limitations: Provide products of the same kind, from a single source.
- B. Compatibility of Options: When the Contractor is given the option of selecting between two or more products for use on the Project; the product selected shall be compatible with products previously selected, even if previously selected products were also options.
- C. The installation shall comply with all laws applying to construction in effect in Providence, RI and with regulations of any other governmental body or agency having jurisdiction.



1.5 PRODUCT HANDLING AND STORAGE

- A. Deliver materials in original sealed containers marked with name of manufacturer and identification of contents. Store materials under waterproof covers on planking clear of ground and protect from handling damage, dirt, stain, water and wind.
- B. Take all necessary precautions to prevent all items from chipping, cracking, or other damage during the transportation of these materials to the project, unloading and storage on the site. Do not use pinch or wrecking bars without protecting edges of stone, concrete masonry units, and brick with wood or other rigid materials. Lift with wide-belt type slings or vacuum lifts wherever possible; do not use wire rope or ropes containing tar or other substances that might cause staining. If required, use wood rollers and provide cushion at end of wood slides. Damaged items shall not be installed, and should any damaged items be found in constructed work, such items shall be removed immediately and replaced, and the Contractor shall assume all expenses incurred therefrom.
- C. Stored materials shall be adequately protected against moisture by (1) stacking in such a manner as to allow a complete circulation of air under each stack, and (2) covering each stack, top and sides with a waterproof paper or membrane. Coverings shall remain in place always, when not working from the stack.

1.6 EXAMINATION OF SITE AND CONTRACT DOCUMENTS

- A. The Contractor shall fully inform himself/herself of existing conditions of the site and shall be fully responsible for carrying out all work required to fully and properly execute the work of the Contract, regardless of the conditions encountered in the actual work. No claim for extra compensation or extension of time will be allowed because of actual conditions inconsistent with those assumed.
- B. The Contractor shall be solely responsible for judging the potential need for storing materials temporarily and/or re-handling items prior to final installation.

1.7 STANDARDS

- A. Except as modified by governing code and by the Contract Documents, comply with applicable provisions and recommendations of the following:
 - 1. ASTM: American Society for Testing and Materials, latest edition.
 - 2. ADA: Americans with Disabilities Act, latest edition
 - 3. US Consumer Product Safety Commission's Public Playground Safety Handbook

1.8 DRAWINGS

- A. The Contractor shall refer to the drawings, and other plans and details for a full comprehension of the extent and detail of the work to be performed. These drawings are intended to be supplementary to the specifications, and any work indicated, mentioned or implied in either is to be constructed as specified by both.



- B. All work shown on the Drawings is intended to be approximately correct to the scale of the drawings but figured dimensions and detailed drawings are diagrammatic and are not intended to show every detail of construction or the exact location of equipment. Where building construction makes it advisable or necessary to change the location of equipment, the Contractor shall perform such work without cost to the City on written request of the City's Representative. Any doubt as to the intended location of equipment shall be resolved by the City's Representative before proceeding with the installation.
- C. In any discrepancy between requirements of any Section, between notes on the drawings, between drawings, between details in the specifications, or between drawings and specifications, that which is in the best interest of the City shall apply.

1.9 GUARANTEE

- A. Contractor's guarantee for items furnished covers and includes:
 - 1. Faulty or inadequate design of equipment provided.
 - 2. Improper installation.
 - 3. Defective workmanship and materials.

1.10 SCHEDULING

- A. The Contractor shall schedule his work in accordance with Contract Requirements.

1.11 QUALIFICATIONS

- A. Site improvement work shall be assigned to experienced and qualified subcontractors with a minimum of five years' experience installing Landscape Structures playgrounds, employing experienced workmen who will work under the full-time supervision of a qualified foreman with a minimum of five years of experience on playground installations comparable to this project. Submit references for subcontractors for approval of Owner's Representative.

1.12 ACCESSIBILITY CODES AND BUILDING CODES

- A. From time to time there are changes made in the Federal and /or State accessibility and building codes or it is determined that different codes are applicable to a site. Such determinations or changes may occur during the course of the construction of this project. If changes become necessary to meet codes a change order shall be issued by the Town to cover statutory requirements.

PART 2 – PRODUCTS

1.2 GENERAL REQUIREMENTS

- A. All items shall be manufactured and supplied by:



Landscape Structures
601 7th Street South
Delano, MN 55328
www.playsi.com

Local Representative:
Meghan O'Brien, O'Brien & Sons
508-359-4200
meghano'brien@obrienandsons.com
www.obrienandsons.com

- B. Refer to Appendix 1 Playground Specifications for playground components including parts lists, installation instructions, installation details, and specifications.
 - 1. Concrete footings shall be 3500 PSI and meet all the requirements noted in the Playground Specifications.

PART 3 – EXECUTION

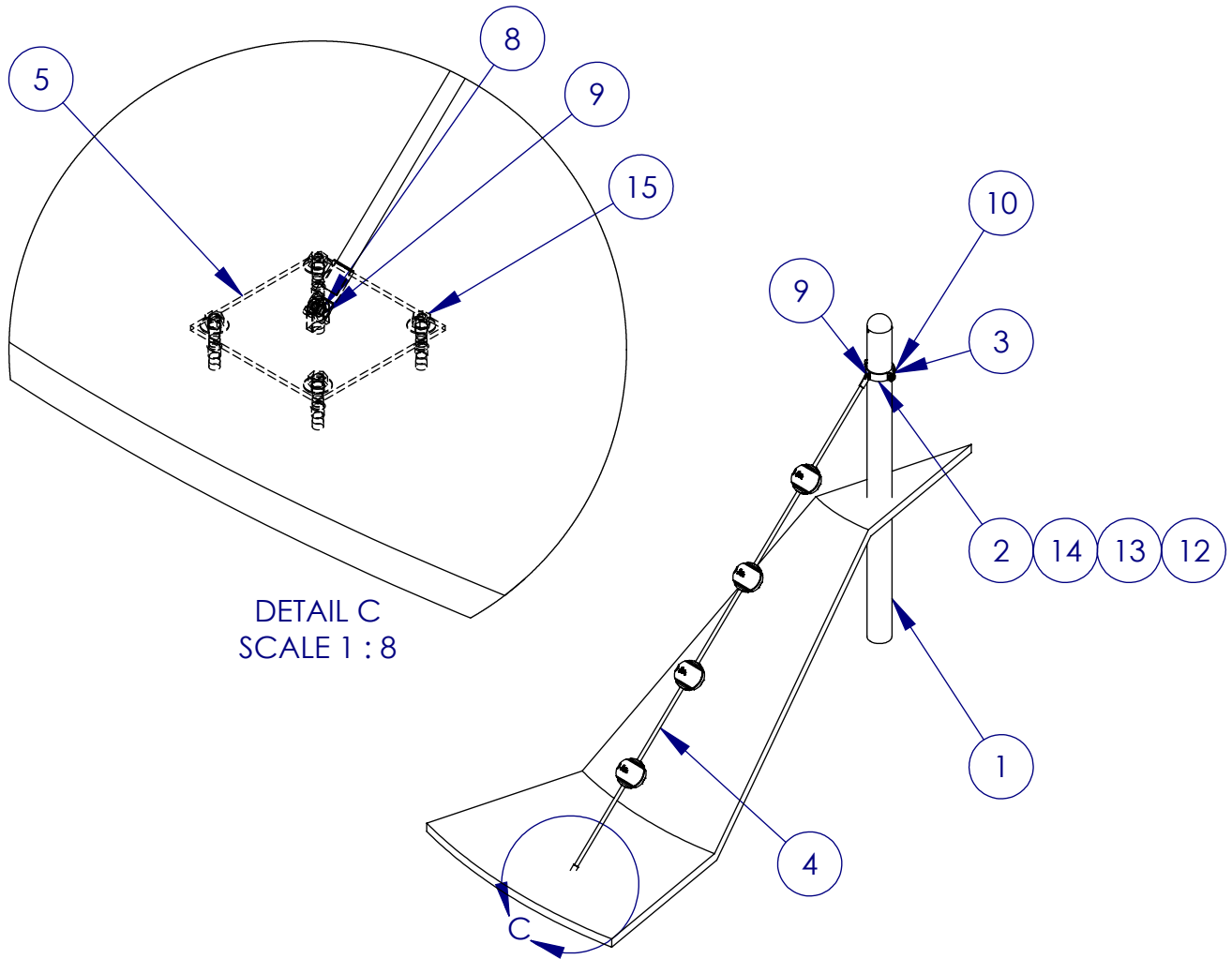
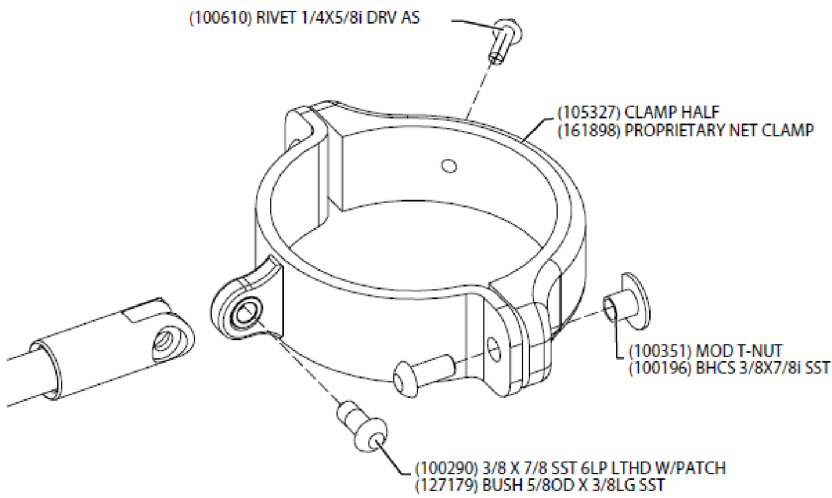
3.1 EXECUTION

- A. Locate and install all playground components, complete, in locations shown on the Drawings in accordance with manufacturer's written instructions and in accordance with approved Shop Drawings.
- B. Refer to Appendix 1 Playground Specifications for playground components including parts lists, installation instructions, installation details, and specifications.
- C. Touch-up and Repair: At factory-primed or factory-finished surfaces, touch up finish in conformance with coating manufacturer's recommendations. Provide touch-up such that repair is not visible from 6 feet.

END OF SECTION

SECTION 11 68 13 PLAYGROUND INSTALLATION

Net Clamp Attachments



PROPRIETARY AND CONFIDENTIAL
THE INFORMATION CONTAINED IN THIS DRAWING IS THE SOLE
PROPERTY OF Landscape Structures Inc. ANY REPRODUCTION
IN PART OR AS A WHOLE WITHOUT THE WRITTEN PERMISSION OF
Landscape Structures Inc. IS PROHIBITED.

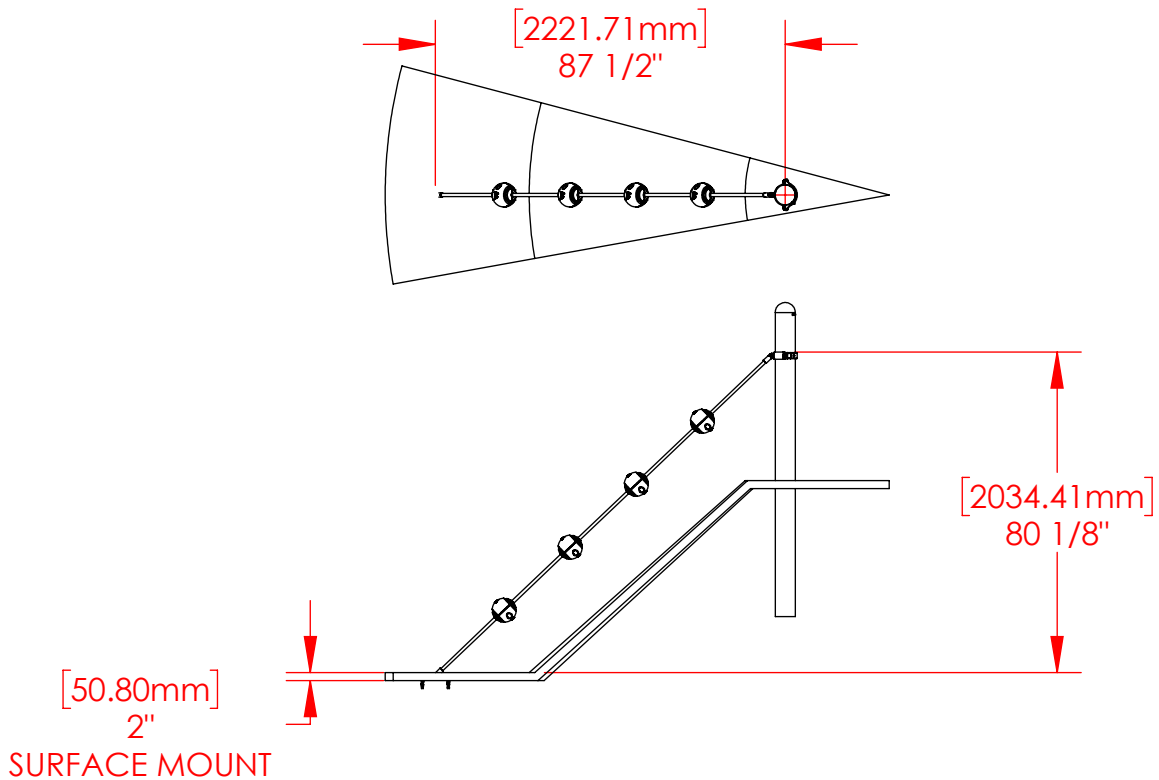
	NAME	DATE
DRAWN	RRW	
DO NOT SCALE DRAWING		

Landscape Structures Inc.	
CUST 10FT ROPE PULL CLMR INST	
DWG. NO.	228753
	SHEET 1 OF 2

ITEM NO.	PART NUMBER	DESCRIPTION	QTY.
1	107500	POST W/CAP PB 76i STL DB	1
2	161898	PROPRIETARY NET CLMP	1
3	105327	CLMP HALF 5 AL	1
4	222499	CUST 114.125 PULL ROPE	1
5	165396	CUST EVOS SM FOOTER	1
6	228753	CUST 10FT ROPE PULL CLMR INST	1
7	228778	CUST 10FT ROPE PULL CLMR HDW	1

HARDWARE PACKAGE 228778

ITEM NO.	PART NUMBER	DESCRIPTION	QTY.
8	127179	BUSH 5/8OD X 3/8 LG SST	1
9	100290	BHCS 6LP LTHD 3/8X7/8iSST	2
10	100610	RIVET 1/4X5/8i DRV AS	1
11	127179	BUSH 5/8OD X 3/8LG SST	1
12	100351	3/8-16 T-NUT	2
13	100365	WASHER 3/8 SAE	2
14	100196	BHCS 6LP 3/8x7/8i SST	2
15	121348	HDW PKG 4-HOLE SM 1/2-13	1



PROPRIETARY AND CONFIDENTIAL
 THE INFORMATION CONTAINED IN THIS DRAWING IS THE SOLE
 PROPERTY OF Landscape Structures Inc. ANY REPRODUCTION
 IN PART OR AS A WHOLE WITHOUT THE WRITTEN PERMISSION OF
 Landscape Structures Inc. IS PROHIBITED.

	NAME	DATE
DRAWN	RRW	
DO NOT SCALE DRAWING		

Landscape Structures Inc.
 CUST 10FT ROPE PULL CLMR INST

DWG. NO.

228753

SHEET 2 OF 2

IT IS THE MANUFACTURERS OPINION AND INTENT THAT THE USE AND LAYOUT OF THESE COMPONENTS CONFORM WITH THE AMERICAN SOCIETY FOR TESTING AND MATERIALS (ASTM) STANDARD ASTM F1487

THIS PLAY AREA & PLAY EQUIPMENT IS DESIGNED FOR AGES 5-12 YEARS UNLESS OTHERWISE NOTED ON PLAN.

IT IS THE MANUFACTURERS OPINION THAT THIS PLAY AREA DOES CONFORM TO THE A.D.A. ACCESSIBILITY STANDARDS, ASSUMING AN ACCESSIBLE PROTECTIVE SURFACING IS PROVIDED, AS INDICATED, OR WITHIN THE ENTIRE USE ZONE.

THIS CONCEPTUAL PLAN WAS BASED ON INFORMATION AVAILABLE TO US. PRIOR TO CONSTRUCTION, DETAILED SITE INFORMATION INCLUDING SITE DIMENSIONS, TOPOGRAPHY, EXISTING UTILITIES, SOIL CONDITIONS, AND DRAINAGE SOLUTIONS SHOULD BE OBTAINED, EVALUATED, & UTILIZED IN THE FINAL DESIGN. PLEASE VERIFY ALL DIMENSIONS OF PLAY AREA, SIZE, ORIENTATION, AND LOCATION OF ALL EXISTING UTILITIES, EQUIPMENT, AND SITE FURNISHINGS PRIOR TO ORDERING. SLIDES SHOULD NOT FACE THE HOT AFTERNOON SUN.

CHOOSE A PROTECTIVE SURFACING MATERIAL THAT HAS A CRITICAL HEIGHT VALUE TO MEET THE MAXIMUM FALL HEIGHT FOR THE EQUIPMENT (REF. ASTM F1487 STANDARD CONSUMER SAFETY PERFORMANCE SPECIFICATION FOR PLAYGROUND EQUIPMENT FOR PUBLIC USE, SECTION 8 CURRENT REVISION). THE SUBSURFACE MUST BE WELL DRAINED. IF THE SOIL DOES NOT DRAIN NATURALLY IT MUST BE TILED OR SLOPED 1/8" TO 1/4" PER FOOT TO A STORM SEWER OR A "FRENCH DRAIN".

AREA OF ACCESSIBLE/PROTECTIVE SURFACING (POURED-IN-PLACE SUGGESTED)

IT IS THE MANUFACTURER'S OPINION AND INTENT THAT THE LAYOUT OF THESE COMPONENTS CONFORM WITH THE U.S. CONSUMER PRODUCT SAFETY COMMISSION'S (CPSC) "HANDBOOK FOR PUBLIC PLAYGROUND SAFETY".

DESIGNED BY:
KAG

COPYRIGHT: 3/22/22
LANDSCAPE STRUCTURES, INC.
601 7th STREET SOUTH - P.O. BOX 198
BELLEVUE, MINNESOTA 55328
PH: 1-800-328-0035 FAX: 1-763-972-6091

Date	Previous Drawing #	Initials

Freestanding Play
(5-12 years)

*CP027739
IND ROPE PULL
CLIMBER FOR
11' ELEVATION
CHANGE HILL,
DB



Estimated manufacturing time:
6 weeks from the time of
LSI order acceptance, or receipt of
SkyWays release of fabrication
form if applicable.

TOTAL ELEVATED PLAY COMPONENTS	0		
TOTAL ELEVATED COMPONENTS ACCESSIBLE BY RAMP	0	REQUIRED	0
TOTAL ELEVATED COMPONENTS ACCESSIBLE BY TRANSFER	0	REQUIRED	0
TOTAL ACCESSIBLE GROUND LEVEL COMPONENTS SHOWN	1	REQUIRED	0
TOTAL DIFFERENT TYPES OF GROUND LEVEL COMPONENTS	1	REQUIRED	1

SCALE: IN FEET



Rope Climb
Meghan O'Brien
Providence, RI

M.E. O'Brien & Sons, Inc
Joe Amore

SYSTEM TYPE:
Freestanding

DRAWING #:
1163076-01-01





CITY OF PROVIDENCE
Jorge O. Elorza, Mayor

Pre-Bid Meeting – Non-Mandatory

Date: Tuesday April 12, 2022 @ 10:00 AM - Site

Project: Ascham St Park Improvements

Bid Due: April 25, 2022 – City Clerk’s Office - Board of Contract Meeting

Agenda:

1. Bid Documents, Plans & Specifications - Issues
2. Funding – **Capital Improvement Plan (CIP), CDBG, & Transfer Funds**
 - a. Braided Funding – Only Requires One Invoice Copy
 - b. CDBG Funding requires on-site interviews
3. Bid Bond, Performance & Payment Bonds –**Required**
4. MBE/WBE Utilization – 10% MBE/10% WBE – Submit All Paperwork
 - a. No Sub-Contractors Utilized
 - i. Affidavit; Sub-Contractor Disclosure (N/A) and Waiver (N/A)
 - b. Sub-Contractors Utilized
 - i. Affidavit; Sub-Contractor and Request Waiver (%)
5. Retainage of 5% will be held from Pay Requests until project completion
 - a. Reduction at Substantial Completion (85%) to 2.5%
6. Insurance Certificate After Award – Shall Include: Project Name, City of Providence (and Funder) as ‘Additionally Insured on a primary but non-contributing basis for General Liability Insurance per Written Contract or Agreement’
7. Permits - Contractor’s Responsibility to Seek Out if Permit is Needed
 - a. The City Permit Fee will be Waived (Contact when Submitting)
 - b. State ADA Fee is not waived
8. Prevailing Wage Requirements
 - a. Wage Decision in RFP (Date of Bid Opening)
 - b. Certified Payrolls to be Submitted with Pay Requisitions
9. Sub-Contractor Utilization Form: Submitted with Pay Requests
10. Submittals
 - a. Need Written Approval prior to purchase of Materials
 - b. Substitutions must include ‘Side by Side Comparison’
11. Schedule of Values / Sequence of Work – Submitted prior to mobilization
 - a. City expects a Continuous Operation (No Demobilizations)
 - b. Liquidated Damages – Not Included

PROVIDENCE PARKS DEPARTMENT

1000 Elmwood Avenue, Providence, Rhode Island 02907

Phone: 401-785-9450 | Fax: 401-941-5920

www.providenceri.gov



CITY OF PROVIDENCE

Jorge O. Elorza, Mayor

12. Working Hours
 - a. Monday – Friday 7:00 am – 3:30 pm
 - b. Weekends or Extended Hours – Requires Pre-Approval
13. Job Site Conduct
 - a. Parks are smoke free ‘No Smoking’
 - b. No Loud Music
 - c. Equipment and Vehicles – In working Order – No Leaks
14. Waiver of Lien – May be Required with certain funding sources for all suppliers and sub-contractors
15. Add/Alts: It is the sole discretion of the Parks Department to determine which Add/Alts will be accepted. Bid will be awarded based on the Lowest Total Bid including Base Bid and selected Add/Alts, not the lowest Base Bid amount only.

Questions Need to be Submitted in Writing (5) Working Days Prior to the Opening – Sent Via E-mail to Sam Greenwood at sgreenwood@providenceri.gov and Patti Jordan at pjordan@providenceri.gov

Parks Department Contact Information

Sam Greenwood 401-680-7299 Landscape Architect (Primary Contact)
E-Mail: sgreenwood@providenceri.gov

PROVIDENCE PARKS DEPARTMENT

1000 Elmwood Avenue, Providence, Rhode Island 02907

Phone: 401-785-9450 | Fax: 401-941-5920

www.providenceri.gov

Sign-In Sheet

Non-Mandatory Pre-Bid Meeting

Tuesday April 12th, 2022 at 10:00 AM – Ascham St Park

Project: Ascham St Park Improvements

NAME	COMPANY	E-MAIL	PHONE
CHASE SKELER	YARD WORKS	YARDWORKS.CHASE@GMAIL.COM	401-523-6334
MIKE HEDLEY	B B IUC.	JHEPLEY127@GMAIL.COM	401-781-7750
CHRIS SHEA	WOOD	CHRIS.SHEA@WOODRUC.COM	978.427.9487
FRANK PENRI	Newby Molding Co	F.PENRI767@GMAIL.COM	401-632-6004
Dave Lucena	Lucena Bus	david@lucenabus.com	401 762-5400