



**BOARD OF CONTRACT AND SUPPLY  
CITY OF PROVIDENCE, RHODE ISLAND**

# **REQUEST FOR PROPOSALS**

**Item Description: Ridge Street Playground Furnishings**

**Date to be opened: May 9, 2022**

**Issuing Department: Parks Department**

## **QUESTIONS**

- Please direct questions relative to the bidding process, how to fill out forms, and how to submit a bid (Pages 1-8) to Purchasing Agent Patti Jordan.
  - Phone: (401) 680-5264
  - Email: [pjordan@providenceri.gov](mailto:pjordan@providenceri.gov)
    - Please use the subject line “**RFP Question**”
- Please direct questions relative to the Minority and Women’s Business Enterprise Program and the corresponding forms (Pages 9-13) to the MBE/WBE Outreach Director for the City of Providence, Grace Diaz
  - Phone: (401) 680-5766
  - Email: [gdiaz@providenceri.gov](mailto:gdiaz@providenceri.gov)
    - Please use subject line “**MBE WBE Forms**”
- Please direct questions relative to the specifications outlined (beginning on page 14) to the issuing department’s subject matter expert:
  - **Ilya Iskhakov**
  - **401-680-7206**
  - [iiskhakov@providenceri.gov](mailto:iiskhakov@providenceri.gov)

## **Pre-bid Conference**

**A non-mandatory pre-bid conference will be held on Tuesday, April 26<sup>th</sup> at 10 AM on site at 126 Ridge Street, Providence, RI 02909**



**BOARD OF CONTRACT AND SUPPLY  
CITY OF PROVIDENCE, RHODE ISLAND**

**INSTRUCTIONS FOR SUBMISSION**

Bids may be submitted up to **2:15 P.M.** on the above meeting date at the **Department of the City Clerk, Room 311, City Hall, 25 Dorrance Street, Providence.** At 2:15 P.M. all bids will be publicly opened and read at the Board of Contract Meeting in the City Council Chambers, on the 3<sup>rd</sup> floor of City Hall.

- Bidders must submit **2 copies** of their bid in sealed envelopes or packages labeled with the captioned **Item Description** and the **City Department to which the RFP and bid are related.** (On page 1)
- Communications to the Board of Contract and Supply that are not competitive sealed bids (i.e. product information/samples) should have “**NOT A BID**” written on the envelope or wrapper.
- Only use form versions and templates included in this RFP. If you have an old version of a form do not recycle it for use in this bid.
- The bid envelope and information relative to the bid must be addressed to:

**Board of Contract and Supply  
Department of the City Clerk – City Hall, Room 311  
25 Dorrance Street  
Providence, RI 02903**

**\*\*PLEASE NOTE:** This bid may include details regarding information that you will need to provide (such as proof of licenses) to the issuing department before the formalization of an award.

*This information is NOT requested to be provided in your initial bid by design.*

**All bids submitted to the City Clerk become public record.** Failure to follow instructions could result in information considered private being posted to the city’s Open Meetings Portal and made available as a public record. The City has made a conscious effort to avoid the posting of sensitive information on the City’s Open Meetings Portal, by requesting that such sensitive information be submitted to the issuing department only at their request.



**BOARD OF CONTRACT AND SUPPLY  
CITY OF PROVIDENCE, RHODE ISLAND**

**BID PACKAGE CHECKLIST**

Digital forms are available in the City of Providence Purchasing Department Office or online at **<http://www.providenceri.gov/purchasing/how-to-submit-a-bid/>**

The bid package **MUST** include the following, in this order:

- Bid Form 1: Bidder's Blank as the cover page/ 1<sup>st</sup> page (*see page 6 of this document*)
- Bid Form 2: Certification of Bidder as 2<sup>nd</sup> page (*see page 7 of this document*)
- Bid Form 3: Certificate Regarding Public Records (*see page 8 of this document*)
- Forms from the Minority and Women Business Enterprise Program: Based on Bidder Category. *See forms and instructions enclosed (pages 9-13) or on: <https://www.providenceri.gov/purchasing/minority-women-owned-business-mbewbe-procurement-program/>*

**\*Please note: MBE/WBE forms must be completed for EVERY bid submitted and must be inclusive of ALL required signatures. Forms without all required signatures will be considered incomplete.**

- Bidder's Proposal/Packet: Formal response to the specifications outlined in this RFP, including pricing information and details related to the good(s) or service(s) being provided. Please be mindful of formatting responses as requested to ensure clarity.
- Financial Assurance, *if requested* (as indicated on page 5 of this document under "Bid Terms")

**All of the above listed documents are REQUIRED.** (With the exception of financial assurances, which are only required if specified on page 5.)

***\*\*\*Failure to meet specified deadlines, follow specific submission instructions, or enclose all required documents with all applicable signatures will result in disqualification, or in an inability to appropriately evaluate bids.***



**BOARD OF CONTRACT AND SUPPLY**  
CITY OF PROVIDENCE, RHODE ISLAND

**NOTICE TO VENDORS**

1. The Board of Contract and Supply will make the award to the lowest qualified and responsible bidder.
2. In determining the lowest responsible bidder, cash discounts based on preferable payment terms will not be considered.
3. Where prices are the same, the Board of Contract and Supply reserves the right to award to one bidder, or to split the award.
4. No proposal will be accepted if the bid is made in collusion with any other bidder.
5. Bids may be submitted on an "equal in quality" basis. The City reserves the right to decide equality. Bidders must indicate brand or the make being offered and submit detailed specifications if other than brand requested.
6. A bidder who is an out-of-state corporation shall qualify or register to transact business in this State, in accordance with the Rhode Island Business Corporation Act, RIGL Sec. 7-1.2-1401, et seq.
7. The Board of Contract and Supply reserves the right to reject any and all bids.
8. Competing bids may be viewed in person at the Department of the City Clerk, City Hall, Providence, immediately upon the conclusion of the formal Board of Contract and Supply meeting during which the bids were unsealed/opened. Bids may also be accessed electronically on the internet via the City's Open Meetings Portal.
9. As the City of Providence is exempt from the payment of Federal Excise Taxes and Rhode Island Sales Tax, prices quoted are not to include these taxes.
10. In case of error in the extension of prices quoted, the unit price will govern.
11. The contractor will **NOT** be permitted to: a) assign or underlet the contract, or b) assign either legally or equitably any monies or any claim thereto without the previous written consent of the City Purchasing Director.
12. Delivery dates must be shown in the bid. If no delivery date is specified, it will be assumed that an immediate delivery from stock will be made.
13. A certificate of insurance will normally be required of a successful vendor.
14. For many contracts involving construction, alteration and/or repair work, State law provisions concerning payment of prevailing wage rates apply (RIGL Sec. 37-13-1 et seq.)
15. No goods should be delivered or work started without a Purchase Order.
16. **Submit 2 copies of the bid to the City Clerk, unless the specification section of this document indicates otherwise.**
17. Bidder must certify that it does not unlawfully discriminate on the basis of race, color, national origin, gender, gender identity or expression, sexual orientation and/or religion in its business and hiring practices and that all of its employees are lawfully employed under all applicable federal, state and local laws, rules and regulations. (See Bid Form 2.)



**BOARD OF CONTRACT AND SUPPLY**  
CITY OF PROVIDENCE, RHODE ISLAND

**BID TERMS**

1. Financial assurances may be required in order to be a successful bidder for Commodity or Construction and Service contracts. If either of the first two checkboxes below is checked, the specified assurance must accompany a bid, or the bid will not be considered by the Board of Contract and Supply. The third checkbox indicates the lowest responsible bidder will be contacted and required to post a bond to be awarded the contract.
  - a) ☐ A certified check for \$\_\_\_\_\_ must be deposited with the City Clerk as a guarantee that the Contract will be signed and delivered by the bidder.
  - b) ☒ A bid bond in the amount of 5 per centum (%) of the proposed total price, must be deposited with the City Clerk as a guarantee that the contract will be signed and delivered by the bidder; and the amount of such bid bond shall be retained for the use of the City as liquidated damages in case of default.
  - c) ☒ A performance and payment bond with a satisfactory surety company will be posted by the bidder in a sum equal to one hundred per centum (100%) of the awarded contract.
  - d) ☐ No financial assurance is necessary for this item.
2. Awards will be made within **sixty (60) days of bid opening**. All bid prices will be considered firm, unless qualified otherwise. Requests for price increases will not be honored.
3. Failure to deliver within the time quoted or failure to meet specifications may result in default in accordance with the general specifications. It is agreed that deliveries and/or completion are subject to strikes, lockouts, accidents and Acts of God.

**The following entry applies only for COMMODITY BID TERMS:**

4. Payment for partial delivery will not be allowed except when provided for in blanket or term contracts.

**The following entries apply only for CONSTRUCTION AND SERVICE BID TERMS:**

5. Only one shipping charge will be applied in the event of partial deliveries for blanket or term contracts.
6. Prior to commencing performance under the contract, the successful bidder shall attest to compliance with the provisions of the Rhode Island Worker's Compensation Act, RIGL 28-29-1, et seq. If exempt from compliance, the successful bidder shall submit a sworn Affidavit by a corporate officer to that effect, which shall accompany the signed contract.
7. Prior to commencing performance under the contract, the successful bidder shall, submit a certificate of insurance, in a form and in an amount satisfactory to the City.



**BOARD OF CONTRACT AND SUPPLY**  
**CITY OF PROVIDENCE, RHODE ISLAND**

**BID FORM 1: Bidders Blank**

1. Bids must meet the attached specifications. Any exceptions or modifications must be noted and fully explained.
2. Bidder's responses must be in ink or typewritten, and all blanks on the bid form should be completed.
3. The price or prices proposed should be stated both in **WRITING** and in **FIGURES**, and any proposal not so stated may be rejected. **Contracts exceeding twelve months must specify annual costs for each year.**
4. Bids **SHOULD BE TOTALED** so that the final cost is clearly stated (unless submitting a unit price bid), however **each item should be priced individually**. Do not group items. Awards may be made on the basis of *total* bid or by *individual items*.
5. All bids **MUST BE SIGNED IN INK.**

**Name of Bidder (Firm or Individual):** \_\_\_\_\_

Contact Name: \_\_\_\_\_

Business Address: \_\_\_\_\_

Business Phone #: \_\_\_\_\_

Contact Email Address: \_\_\_\_\_

Agrees to bid on (Write the "Item Description" here): \_\_\_\_\_

If the bidder's company is based in a state other than Rhode Island, list name and contact information for a local agent for service of process that **is located within Rhode Island** \_\_\_\_\_

Delivery Date (if applicable): \_\_\_\_\_

Name of Surety Company (if applicable): \_\_\_\_\_

Total Amount in Writing\*: \_\_\_\_\_

Total Amount in Figures\*: \_\_\_\_\_

***\* If you are submitting a unit price bid, please insert "Unit Price Bid"***

***Use additional pages if necessary for additional bidding details.***

\_\_\_\_\_  
Signature of Representation

\_\_\_\_\_  
Title



**BOARD OF CONTRACT AND SUPPLY**  
CITY OF PROVIDENCE, RHODE ISLAND

**BID FORM 2: Certification of Bidder**  
(Non-Discrimination/Hiring)

Upon behalf of \_\_\_\_\_ (Firm or Individual Bidding),

I, \_\_\_\_\_ (Name of Person Making Certification),

being its \_\_\_\_\_ (Title or "Self"), hereby certify that:

1. Bidder does not unlawfully discriminate on the basis of race, color, national origin, gender, sexual orientation and/or religion in its business and hiring practices.
2. All of Bidder's employees have been hired in compliance with all applicable federal, state and local laws, rules and regulations.

I affirm by signing below that I am duly authorized on behalf of Bidder, on  
this \_\_\_\_\_ day of \_\_\_\_\_ 20\_\_\_\_.

\_\_\_\_\_  
Signature of Representation

\_\_\_\_\_  
Printed Name



**BOARD OF CONTRACT AND SUPPLY**  
CITY OF PROVIDENCE, RHODE ISLAND

**BID FORM 3: Certificate Regarding Public Records**

Upon behalf of \_\_\_\_\_ (Firm or Individual Bidding),

I, \_\_\_\_\_ (Name of Person Making Certification),

being its \_\_\_\_\_ (Title or "Self"), hereby certify an

understanding that:

1. All bids submitted in response to Requests for Proposals (RFP's) and Requests for Qualification (RFQ's), documents contained within, and the details outlined on those documents become public record upon receipt by the City Clerk's office and opening at the corresponding Board of Contract and Supply (BOCS) meeting.
2. The Purchasing Department and the issuing department for this RFP/RFQ have made a conscious effort to request that sensitive/personal information be submitted directly to the issuing department and only at request if verification of specific details is critical the evaluation of a vendor's bid.
3. The requested supplemental information may be crucial to evaluating bids. Failure to provide such details may result in disqualification, or an inability to appropriately evaluate bids.
4. If sensitive information that has not been requested is enclosed or if a bidder opts to enclose the defined supplemental information prior to the issuing department's request in the bidding packet submitted to the City Clerk, the City of Providence has no obligation to redact those details and bears no liability associated with the information becoming public record.
5. The City of Providence observes a public and transparent bidding process. Information required in the bidding packet may not be submitted directly to the issuing department at the discretion of the bidder in order to protect other information, such as pricing terms, from becoming public. Bidders who make such an attempt will be disqualified.

I affirm by signing below that I am duly authorized on behalf of Bidder, on

this \_\_\_\_\_ day of \_\_\_\_\_ 20\_\_\_\_.

\_\_\_\_\_  
Signature of Representation

\_\_\_\_\_  
Printed Name





## BOARD OF CONTRACT AND SUPPLY CITY OF PROVIDENCE, RHODE ISLAND

### **WBE/MBE Form Instructions**

The City of Providence actively seeks Minority and Women business enterprises to participate in bids to meet the City's procurement needs. Pursuant to the City of Providence Code of Ordinances, Chapter 21, Article II, Sec. 21-52 (Minority and Women's Business Enterprise) and Rhode Island General Laws (as amended), Chapter 31-14, et seq. (Minority Business Enterprise), Minority Business Enterprise (MBE) and Women's Business Enterprise (WBE) participation goals apply to contracts.

The goal for Minority Business Enterprise (MBE) participation is **10%** of the total bid value.

The goal for Women's Business Enterprise (WBE) participation is **10%** of the total bid value.

The goal for combined MBE/WBE participation is **20%** of the total bid value.

Only businesses certified with the State of Rhode Island as minority and/or women business enterprises are counted towards the City's goals. Eligible minority or women-owned businesses are encouraged to seek certification from the State of Rhode Island Minority Business Enterprise Compliance Office at: <http://odeo.ri.gov/offices/mbeco/>

**Note:** MBE certification with the State of Rhode Island on the basis of Portuguese heritage is not currently recognized by the City of Providence's MBE program.

### **Bid Requirements:**

**All Bidders:** All bidders must complete and submit the **MBE/WBE Participation Affidavit** indicating whether or not they are a state-certified MBE/WBE and acknowledging the City's participation goals. Submission of this form is required with **every bid**. Your bid will not be accepted without an affidavit.

**Bidders who will be subcontracting:** Bidders who will be subcontracting must submit the **Subcontractor Disclosure Form** as part of their bid submission. All subcontractors, regardless of MBE/WBE status, must be listed on this form. Business NAICS codes can be found at <https://www.naics.com/search/>. Awarded bidders are required to submit **Subcontractor Utilization and Payment Reports** with each invoice.

### **Waiver Requests:**

If the percentage of the total amount of the bid being awarded to MBE or WBE vendors is less than 20% (Box F on the Subcontractor Disclosure Form) and the prime contractor is not a Rhode Island State-certified MBE or WBE, the Bidder must complete the **MBE/WBE Waiver Request Form** for review. Waivers will be considered on a case by case basis.

No waiver will be granted unless the waiver request includes documentation that demonstrates that the Bidder has made good faith efforts to achieve the City's stated participation goals. Waivers must be reviewed and signed by the City of Providence's MBE/WBE Outreach Director, Grace Diaz, or her designee. Department Directors cannot recommend a bidder for award if this form is applicable and absent. If the bid does not meet the participation goals of the City of Providence and a waiver is not filed with the signature of the MBE/WBE Outreach Director or her designee, the bid will not be accepted.

### **Verifying MBE/WBE Certification**

It is the responsibility of the bidder to confirm that every MBE/WBE named in a proposal and included in a contract is certified by the Rhode Island Minority Business Enterprise Compliance office. The current MBE/WBE directory is available at the State of RI MBE Office, One Capitol Hill, 2nd Floor, Providence, RI, or online at <http://odeo.ri.gov/offices/mbeco/mbe-wbe.php>. You can also call (401) 574-8670 to verify certification, expiration dates, and services that the MBE/WBE is certified to provide. Note: MBE certification with the State of Rhode Island on the basis of Portuguese heritage is not currently recognized by the City of Providence's MBE program.



**BOARD OF CONTRACT AND SUPPLY**  
**CITY OF PROVIDENCE, RHODE ISLAND**

**Form Instructions:**

Access all bid forms from <http://www.providenceri.gov/oeo/> or <http://www.providenceri.gov/purchasing/minority-women-owned-business-mbewbe-procurement-program/>. **Download** the forms as blank PDFs. Once saved on your computer, fill them out using the Adobe program. The fillable PDFs must be completed in Adobe in order to be saved properly. Google Chrome and similar platforms do not allow for the forms to be saved as filled PDFs. Therefore, please download the blank forms to your computer, then fill them out and save.

**Assistance with Form Requirements**

Examples of completed forms can be found on the City of Providence website at <http://www.providenceri.gov/oeo/> or <http://www.providenceri.gov/purchasing/minority-women-owned-business-mbewbe-procurement-program/>.

**Contract Requirements:**

Prime contractors engaging subcontractors must submit the ***Subcontractor Utilization and Payment Report*** to the City Department's Fiscal Agent with every invoice and with request for final payment. This form is not submitted as a part of the initial bid package.

For contracts with duration of less than 3 months, this form must be submitted along with the contractor's request for final payment. The form must include all subcontractors utilized on the contract, both MBE/WBE and non- MBE/WBE, the total amount paid to each subcontractor for the given period and to date. During the term of the contract, any unjustified failure to comply with the MBE/WBE participation requirements is a material breach of contract.

**Questions?**

For more information or for assistance with MBE/WBE Forms, contact the City of Providence MBE/WBE Outreach Director, Grace Diaz, at [mbe-wbe@providenceri.com](mailto:mbe-wbe@providenceri.com) or (401) 680-5766.



**BOARD OF CONTRACT AND SUPPLY**  
**CITY OF PROVIDENCE, RHODE ISLAND**

**MBE/WBE PARTICIPATION AFFIDAVIT**

Item Discussion (as seen on RFP):

---

---

---

Prime Bidder: \_\_\_\_\_

Prime Bidder (Company) Phone Number: \_\_\_\_\_

Which one of the following describes your business' status in terms of Minority and/or Woman-Owned Business Enterprise certification with the State of Rhode Island?    ☐ MBE    ☐ WBE    ☐ Neither MBE nor WBE

**By initialing the following sections and signing the bottom of this document in my capacity as the contractor or an authorized representative of contractor, I make this Affidavit:**

It is the policy of the City of Providence that minority business enterprises (MBEs) and women business enterprises (WBEs) should have the maximum opportunity to participate in procurements and projects as prime contractors and vendors. Pursuant to Sec. 21-52 of the Providence Code of Ordinances and Chapter 31-14 *et seq.* of the Rhode Island General Laws (as amended), MBE and WBE participation goals apply to contracts.

The goal for Minority Business Enterprise (MBE) participation is 10% of the total bid value.

The goal for Women's Business Enterprise (WBE) participation is 10% of the total bid value.

The goal for combined MBE/WBE participation is 20% of the total bid value.

**I acknowledge the City of Providence's goals of supporting MBE/WBE certified businesses.** Initial \_\_\_\_\_

If awarded the contract, I understand that my company must submit to the Minority and Women's Business Coordinator at the City of Providence (MBE/WBE Office), copies of all executed agreements with the subcontractor(s) being utilized to achieve the participation goals and other requirements of the RI General Laws. **I understand that these documents must be submitted prior to the issuance of a notice to proceed.** Initial \_\_\_\_\_

**I understand that, if awarded the contract, my firm must submit to the MBE/WBE Office canceled checks and reports required by the MBE/WBE Office on a quarterly basis verifying payments to the subcontractors(s) utilized on the contract.**

Initial \_\_\_\_\_

If I am awarded this contract and find that I am unable to utilize the subcontractor(s) identified in my Statement of Intent, I understand that I must substitute another certified MBE and WBE firm(s) to meet the participation goals. **I understand that I may not make a substitution until I have obtained the written approval of the MBE/WBE Office.**

Initial \_\_\_\_\_

**If awarded this contract, I understand that authorized representatives of the City of Providence may examine the books, records and files of my firm from time to time, to the extent that such material is relevant to a determination of whether my firm is complying with the City's MBE/WBE participation requirements.**

Initial \_\_\_\_\_

**I do solemnly declare and affirm under the penalty of perjury that the contents of the foregoing Affidavit are true and correct to the best of my knowledge, information and belief.**

\_\_\_\_\_  
Signature of Bidder

\_\_\_\_\_  
Printed Name

\_\_\_\_\_  
Company Name

\_\_\_\_\_  
Date



**BOARD OF CONTRACT AND SUPPLY**  
CITY OF PROVIDENCE, RHODE ISLAND

**SUBCONTRACTOR DISCLOSURE FORM**

**Fill out this form only if you WILL SUBCONTRACT with other parties. If you will not subcontract any portion of the proposed bid, do not fill out this form.**

Prime Bidder: \_\_\_\_\_ Primary NAICS \_\_\_\_\_

Code: \_\_\_\_\_

Item Description (as seen on RFP): \_\_\_\_\_

**Please list all Subcontractors below.** Include the total dollar value that you propose to share with each subcontractor and the dollar amount to be subcontracted. Please check off MBE and WBE where applicable. The directory of all state-certified MBE/WBE firms is located at [www.mbe.ri.gov](http://www.mbe.ri.gov). Business NAICS codes can be found at <https://www.naics.com/search/>

Proposed Subcontractor	MBE	WBE	Primary NAICS Code	Date of Mobilization	\$ Value of Subcontract
					\$
					\$
					\$
					\$
					\$
					\$
<b>A. MBE SUBCONTRACTED AMOUNT:</b>					\$
<b>B. WBE SUBCONTRACTED AMOUNT:</b>					\$
<b>C. NON MBE WBE SUBCONTRACTED AMOUNT:</b>					\$
<b>D. DOLLAR AMOUNT OF WORK DONE BY THE PRIME CONTRACTOR:</b>					\$
<b>E. TOTAL AMOUNT OF BID (SUM OF A, B, C, &amp; D):</b>					\$
<b>F. PERCENTAGE OF BID SUBCONTRACTED TO MBEs AND WBEs.</b> (Divide the sum of A and B by E and multiply result by 100).					%

Please read and initial the following statement acknowledging you understand. If the percentage of the total amount of the bid being awarded to MBE or WBE vendors is less than 20% (Box F) and the prime contractor is NOT a Rhode Island State-certified MBE or WBE, you must fill out the MBE/WBE WAIVER REQUEST FORM for consideration by City of Providence MBE/WBE Outreach Director. Initial \_\_\_\_\_

\_\_\_\_\_  
Signature of Bidder

\_\_\_\_\_  
Printed Name



**BOARD OF CONTRACT AND SUPPLY**  
CITY OF PROVIDENCE, RHODE ISLAND

**MBE/WBE Waiver Request Form**

**Fill out this form only if you are subcontracting and did not meet the 20% MBE/WBE participation goal.**  
**State-certified MBE or WBE Prime Bidders are NOT REQUIRED to fill out this form.**

Submit this form to the City of Providence MBE/WBE Outreach Director, Grace Diaz, at [mbe-wbe@providenceri.gov](mailto:mbe-wbe@providenceri.gov), for review **prior to bid submission**. This waiver applies only to the current bid which you are submitting to the City of Providence and does not apply to other bids your company may submit in the future.

Prime Bidder: \_\_\_\_\_

Company Trade: \_\_\_\_\_

Item Discussion (as seen on RFP): \_\_\_\_\_

To receive a waiver, you must list the certified MBE and/or WBE companies you contacted, the name of the primary individual with whom you interacted, and the reason the MBE/WBE company could not participate on this project.

<b>MBE/WBE Company Name</b>	<b>Individual's Name</b>	<b>Company Trade</b>	<b>Why did you choose not to work with this company?</b>

I acknowledge the City of Providence's goal of a combined MBE/WBE participation is 20% of the total bid value. I am requesting a waiver of \_\_\_\_\_ % MBE/WBE (20% minus the value of **Box F** on the Subcontractor Disclosure Form). If an opportunity is identified to subcontract any task associated with the fulfillment of this contract, a good faith effort will be made to select MBE/WBE certified businesses as partners.

\_\_\_\_\_  
Signature of Prime Contractor

\_\_\_\_\_  
Printed Name

\_\_\_\_\_  
Date Signed

\_\_\_\_\_  
Signature of City of Providence  
MBE/WBE Outreach Director

\_\_\_\_\_  
Printed Name of City of Providence  
MBE/WBE Outreach Director

\_\_\_\_\_  
Date Signed



**BOARD OF CONTRACT AND SUPPLY**  
CITY OF PROVIDENCE, RHODE ISLAND

**SUPPLEMENTAL INFORMATION**

If the issuing department for this RFP determines that your firm's bid is best suited to accommodate their need, you will be asked to provide proof of the following prior to formalizing an award.

An inability to provide the outlined items at the request of the department may lead to the disqualification of your bid.

*This information is **NOT** requested to be provided in your initial bid that you will submit to the City Clerk's office by the "date to be opened" noted on page 1. This list only serves as a list of items that your firm should be ready to provide on request.*

**All bids submitted to the City Clerk become public record. Failure to follow instructions could result in information considered private being posted to the city's Open Meetings Portal and made available as a public record.**

**You must be able to provide:**

- Business Tax ID will be requested after an award is approved by the Board of Contract and Supply.
- **Certificate of Insurance**
- **W-2**



**BOARD OF CONTRACT AND SUPPLY**  
**CITY OF PROVIDENCE, RHODE ISLAND**

**BID FORM 3: Supplemental Bid Form**

To whom it may concern:

1. The undersigned, having familiarized (himself) (themselves) (itself) with the **Ridge Street Playground Furnishings** bid affecting the cost of work, and with the Contract Documents (which includes the Invitation for Bids, Instructions to Bidders, Form of Bid Bond, Form of Agreements, form of Non-Collusive Affidavit, Addenda (if any), Drawings, Technical Specification, Form of Surety Bond(s); as prepared by the Providence Parks Department, and on file in the office of the City Clerk 3<sup>rd</sup> Floor, City Hall, Providence, RI 02903, hereby proposes to furnish all supervision, technical personnel, labor, materials, machinery, tools, equipment and services including utility and transportation services, and to perform such other required work for the **Ridge Street Playground Furnishings** and such other required and incidental work, complete, all in accordance with the above listed documents and for the unit prices for work in-place for the following items and quantities.

2. In submitting this Bid, the bidder understands that the right is reserved by The Providence Parks Department to reject any and all Bids, If written notice of acceptance of this Bid is mailed, telegraphed or delivered to the undersigned within (90) days after the opening thereof, or at any time thereafter before this Bid is withdrawn, the undersigned agrees to execute and deliver an Agreement in the prescribed form and furnish the required bond within (10) days after the Agreement is presented to him/her for signature.

Herewith in accordance with the instructions to Bidders.

3. Attached hereto is an affidavit in proof that the undersigned has not colluded with any person in respect to this. Bid or any bids for the Contractor for which this Bid is submitted. Also attached is a Statement of Bidder's Qualifications.

4. Application unit prices are contained in the Agreement (established as the result of either a Unit Price Bid or a Supplemental Schedule of Unit Prices), the City of Providence may order the Contractor to proceed with desired changes in the work, the value of such changes to be determined by the measured quantities involved and the application unit prices specified in the Contract.

5. The City of Providence reserves the right to determine the lowest responsible Bidder based on past experience with the City and/or recommendations by City and/or state agencies with an interest in this procurement. The City reserves the right to award the project to the appropriate bidder in the best interest of the City of Providence.



**BOARD OF CONTRACT AND SUPPLY  
CITY OF PROVIDENCE, RHODE ISLAND**

**CERTIFICATION OF NON-SEGREGATED FACILITIES**

The Bidder certifies that he/she does not maintain or provide for his/her employees any segregated facilities at any of his establishments, and that he/she does not permit his/her employees to perform their services at any location, under his/her control, where segregation facilities are maintained. The Bidder agrees that a breach of this certification will be a violation of the Equal Opportunity Clause in any contract resulting from acceptance of this Bid. As used in this certification, term "segregation facilities" means any waiting rooms, work rooms, rest rooms and wash rooms, restaurants and other eating areas, time clocks, locker rooms and other storage or dressing areas, parking lots, drinking fountains, recreation or entertainment areas, transportation and housing facilities provided for employee which are segregated by explicit directive or are in fact segregated on basis of race, color, religion, or national origin, because of habit, local custom, or otherwise. The Bidder agrees that (except where he/she has obtained identical certification from proposed subcontractors for specific time periods) he/she will obtain identical certification from proposed subcontractor prior to the award of subcontracts exceeding \$10,000.00 which are not exempt from provisions of the Equal Opportunity Clause, and that he /she will retain such certifications in his/her files.

**NOTE:** The penalty for making false statements in offers is prescribed in 18 U.S.C. & 1001.

**DATE** \_\_\_\_\_, 20\_\_

**Name of Bidder and Official Address:**

\_\_\_\_\_  
\_\_\_\_\_  
\_\_\_\_\_

**Name of Authorized Representative (Contact):**

\_\_\_\_\_  
**By** \_\_\_\_\_  
(Signature)  
**Title** \_\_\_\_\_

**E-Mail:** \_\_\_\_\_

**Phone:** \_\_\_\_\_

**Bidder shall indicate, in space provided,  
the earliest possible Project Start-up Date:** \_\_\_\_\_, 20\_\_

**ADDENDA:** The undersigned acknowledges receipt of the following Addenda, if any, and has included the provisions thereof in this Bid (If Any):

<u>Addendum No.</u>	<u>Date</u>
_____	_____, 20__
_____	_____, 20__

<u>Addendum No.</u>	<u>Date</u>
_____	_____, 20__
_____	_____, 20__

**Sub-Contractors (If Any):**

**Name:** \_\_\_\_\_ **Scope of Work:** \_\_\_\_\_ **MBE / WBE**

**Name:** \_\_\_\_\_ **Scope of Work:** \_\_\_\_\_ **MBE / WBE**

**Name:** \_\_\_\_\_ **Scope of Work:** \_\_\_\_\_ **MBE / WBE**





**BOARD OF CONTRACT AND SUPPLY  
CITY OF PROVIDENCE, RHODE ISLAND**

**SUPPLEMENTAL BID FORM**

**Ridge Street Playground Furnishings**

**BASE BID:** The scope of work for the Base Bid requested in the following RFP shall include but not be limited to the installation of (2) Picnic Tables on concrete pads and (2) Benches on concrete pads. This project is funded by the Community Development Block Grant (CDBG).

In addition to stating the Total Base Bid, The bidder shall state Unit Prices for related work listed under each bid item which represents the work items included in the Total Base Bid. The Unit Prices are quoted for computing adjustments to the Base Bid prior to Contract award, as well as during the course of construction, based upon extra work ordered by the City or for work countermanded, reduced or omitted by the City in order to stay within the Project budget.

Base Bid Items and Unit prices are to be Completed prices to be added or deducted on the basis of quantities of work involved, for each item in place in the unit indicated.

**BASE BID:** Furnish and install (2) Picnic tables on concrete pads and furnish and install (2) Benches on concrete pads, complete. Loam and seed disturbed areas.

**All Work Included in this Project Shall be Completed for the lump sum of:**

\_\_\_\_\_

Dollars

(\$ \_\_\_\_\_), TOTAL BASE BID

**ALTERNATES:**

1. Add Alt # 1 – Furnish and Install (1) Nyssa sylvatica ‘Wildfire’, complete.

\_\_\_\_\_

LS

\$ \_\_\_\_\_

*price in writing*

**BIDDER:** \_\_\_\_\_



**BOARD OF CONTRACT AND SUPPLY**  
**CITY OF PROVIDENCE, RHODE ISLAND**

*Please note that the list above is not intended to include all items required to complete the base bid scope of work but can and shall be used to adjust the contract prior to or after award – in the best interest of the City of Providence.*

**UNIT PRICES:**

1. F&I (2) DuMor 6' Long, Ipe slab Benches with back (#61-892-6I/S2) on concrete pad or approved equal.

\_\_\_\_\_ EA \$ \_\_\_\_\_  
*price in writing*

2. F&I (1) DuMor 6' Long, Ipe Picnic Table (#67-079-6I/S1) on concrete pad or approved equal.

\_\_\_\_\_ EA \$ \_\_\_\_\_  
*price in writing*

3. F&I (1) DuMor 8' Long, Ipe, ADA Picnic Table (#67-079-68/1I/S1) on concrete pad or approved equal.

\_\_\_\_\_ EA \$ \_\_\_\_\_  
*price in writing*

**BIDDER:** \_\_\_\_\_

*Please note that the list above is not intended to include all items required to complete the base bid scope of work but can and shall be used to adjust the contract prior to or after award – in the best interest of the City of Providence.*



**BOARD OF CONTRACT AND SUPPLY  
CITY OF PROVIDENCE, RHODE ISLAND**

**BID DOCUMENTS:**

The complete set of Bid Documents consists of the Bid Form, Technical Specifications, Minority Participation Forms, and the following Drawings:

**TECHNICAL SPECIFICATION:**

- 010000 GENERAL REQUIREMENTS
- 033000 CAST-IN-PLACE CONCRETE
- 323300 SITE FURNISHINGS
- 329200 TURF AND GRASSES
- 329300 PLANTS

**PREVAILING WAGE DETERMINATION**

**DRAWINGS:**

- L-1 COVER SHEET
- L-2 LAYOUT PLAN
- L-3 DUMOR FURNISHINGS CUT SHEETS

**ADDITIONAL INFORMATION REQUIRED WITH BID:**

- Qualifications to Perform Work – See Form Below for Information Required
- Minority Participation Forms – 10% MBE / 10 % WBE Goal on this Project
- Addenda (If Any) - Must Be Acknowledged on Bid Form
- Product Information for Items Submitted as ‘Or Equal’ to Specified Materials

**PROVISIONS OF THIS PROJECT:**

- Upon the Issuance of the Award from the Board of Contract – the City shall issue a Contract to be executed by the City and the vendor incorporating the bid specifications. All Provisions of the Specifications are binding.
- Any Permits Required by the City of Providence and/or State of Rhode Island Shall be Obtained by the Vendor – Permit Fees by the City of Providence Shall be Waived – the State ADA Fee Must be Paid
- The Davis Bacon Act Applies (HUD Projects) – Prevailing Wages Must Be Paid for On Site Hours – On-Site Interviews will be Conducted During the Project – Employees Shall be Advised of the Prevailing Wage Rates Prior to Mobilization on Site
- Certified payrolls Must be Submitted With Pay Requests Including Monthly Utilizations Form
- Performance and Payment Bonds (If Required) Must be Submitted within 10 Days of Award or Bid Bond Will be Forfeited



**BOARD OF CONTRACT AND SUPPLY**  
**CITY OF PROVIDENCE, RHODE ISLAND**

- An Insurance Certificate Shall be Submitted to the City Within 10 Days of Award
- A Copy of the Vendors Contractor's License Must be Submitted within 10 Days of Award
- All On-Site Personnel Shall be Licensed (If Required) and Shall have Proof of All Licenses Required by the State of Rhode Island to Perform the Work Required
- Pay Requests Must be Submitted on Approved AIA Billing Documents (City will Provide if Needed)
- All Subcontractors Shall be Listed on the Bid Form – All Insurance & Payroll Requirements Apply
  - General Contractor Shall be the Insurance Certificate Holder and the City Shall be Named as 'Additionally Insured' with Respect to Liability Insurance
- A Submittal Log Must be Submitted within 10 Days of Award

**CLOSE OUT DOCUMENTS:**

- Prior to Final Payment the Vendor Shall Provide the Following:
  - Copies of Permits Signed off and Approved (If Any)
  - Operating Manuals and Warranties Shall Be Transferred and/or Delivered
  - Full and Completed As-Built Drawings Shall be Submitted for Approval
  - Training Shall be Provided to City Personnel (If Required)
  - Certification by Manufactures Representative (If Required)

**QUALIFICATIONS:**

Qualifications will be evaluated on the basis of similar project experience for:

- a. Completion of at least 3 similar projects within the past five years.
- b. Size and dollar value of similar completed projects.
- c. Contractor's performance with similar projects. (references will be checked)
- d. Relevant experience of individuals assigned to the project.

Questions regarding this bid package shall be submitted via e-mail to **Patti Jordan** at [pjordan@providenceri.gov](mailto:pjordan@providenceri.gov) and **Ilya Iskhakov, Landscape Designer** at [iiskhakov@providenceri.gov](mailto:iiskhakov@providenceri.gov) , no later than five (5) working days before the bid opening date.

Ilya Iskhakov is the project contact and can be reached at 401-680-7206.



**BOARD OF CONTRACT AND SUPPLY**  
**CITY OF PROVIDENCE, RHODE ISLAND**  
**TECHNICAL SPECIFICATIONS**

**This project qualifies for prevailing wages per the Prevailing Wages Statute or the Davis Bacon Act (HUD). Certified payrolls will need to be submitted to the owner for all hours worked on site for this project. The Wage Decision for this project shall be as recorded on the Bid Date and is available on the RI Department of Labor website.**

**Federal Labor Standards**  
**U.S. Department of Housing & Urban Development**

**Applicability**

The Project of Program to which the Construction work covered by this contract pertains is being assisted by the United States of America and the following Federal Labor Standards Provisions are included in this Contract pursuant to the provisions applicable to such Federal assistance.

A.1. (i) Minimum Wages. All laborers and mechanics employed or working up on the site of the work (or under the United States Housing Act of 1937 or under the Housing Act of 1949 in the construction or development of the project) will be paid unconditionally and not less often than once a week, and without subsequent deduction or rebate on any account (except such payroll deductions as are permitted by regulations issued by the Secretary of Labor under the Copeland Act (29 CFR Part 3), the full amount of wages and bona fide fringe benefits (or cash equivalents thereof) due at time of payment computed at rates not less than those contained in the wage determination of the Secretary of labor which is attached hereto and made a part hereof, regardless of any contractual relationship which may be alleged to exist between the contractor and such laborers and mechanics. Contributions made or costs reasonably anticipated for bona fide fringe benefits under Section 1(b)(2) of the Davis-Bacon Act on behalf of laborers or mechanics are considered wages paid to such laborers or mechanics, subject to the provisions of 29 CFR 5.5(a)(1)(iv); also, regular contributions made or costs incurred for more than weekly period (but not less often than quarterly) under plans, funds, or programs, which cover the particular weekly period, are deemed to be constructively made or incurred during such weekly period. Such laborers and mechanics shall be paid the appropriate wage rate and fringe benefits on the wage determination for the classification or work actually performed, without regard to skill, except as provided in 29 CFR Part 5.5 (a)(4). Laborers or mechanics performing work in more than one classification may be compensated at the rate specified for each classification for the time actually worked therein: Provided, that the employer's payroll records accurately set forth the time spent in each classification in which work is performed. The wage determination (including any additional classification and wage rates conformed under 29 CFT part 5.5(a)(1)(ii) and the Davis-Bacon poster (WH-1321) shall be posted at all times by the contractor and its subcontractors at the site of the work in a prominent and accessible place where it can be easily seen by the workers.

(ii) (a) Any class of laborers or mechanics which is not listed in the wage determination and which is to be employed under the contract shall be classified in conformance with the wage determination. HUD shall approve an additional classification and wage rate and fringe benefits therefore only when the following criteria have been met:

(1) The work to be performed by the classification requested is not performed by a classification in the wage determination; and

(2) The classification is utilized in the area by the construction industry; and

(3) The proposed wage rate, including any bona fide fringe benefits, bears a relationship to the wage rates contained in the wage determination.

(b) If the contractor and the laborers and mechanics to be employed in the classification (if known), or their representatives, and HUD or its designee on the classification and wage rate (including the amount designated for fringe benefits where appropriate), a report of the action taken shall be sent by HUD or its designee to the Administrator of the Wage and Hour Division, Employment Standards Administration, U.S. Department of labor, Washington, D.C. 20210. The Administrator, or an authorized representative, will approve, modify, or disapprove every additional classification action within 30 days of receipt and so advise HUD or its designee or will notify HUD or its designee within the 30-day period that additional time is necessary. (Approved by the Office of Management and Budget under OMB control number 1215-0140.)

(c) In the event the contractor, the laborers or mechanics to be employed in the classification or their representatives, and HUD or its designee do not agree on the proposed classification and wage rate (including the amount designated for



**BOARD OF CONTRACT AND SUPPLY**  
**CITY OF PROVIDENCE, RHODE ISLAND**

fringe benefits, where appropriate), HUD or its designee shall refer the questions, including the views of all interested parties and the recommendation of HUD or its designee to the Administrator for determination. The Administrator, or an authorized representative, will issue a determination within 30 days of receipt and so advise HUD or its designee or will notify HUD or its designee within the 30-day period that additional time is necessary. (Approved by the Office of Management and Budget under OMB Control Number 1215-0140.)

(d) The wage rate (including fringe benefits where appropriate) determined pursuant to subparagraphs (1)(b) or (c) of this paragraph, shall be paid to all workers performing work in the classification under this contract from the first day on which work is performed in the classification.

(iii) Whenever the minimum wage rate prescribed in the contract for a class of laborers or mechanics includes a fringe benefit which is not expressed as an hourly rate, the contractor shall either pay the benefit as stated in the wage determination or shall pay another bona fide fringe benefit or an hourly cash equivalent thereof.

(iv) If the contractor does not make payments to a trustee or other third person, the contractor may consider as part of the wages of any laborer or mechanic the amount of any costs reasonably anticipated in providing bona fide fringe benefits under a plan or program, Provided, That the Secretary of Labor has found, upon the written request of the contractor, that the applicable standards of the Davis-Bacon Act have been met. The Secretary of Labor may require the contractor to set aside in a separate account assets for the meeting of obligations under the plan or program. (Approved by the Office of Management and Budget under OMB Control Number 1215-0140.)

2. Withholding. HUD or its designee shall upon its own action or upon written request of an authorized representative of the Department of Labor withhold or cause to be withheld from the contractor under this contract or any other Federal contract with the same prime contractor, or any other Federally-assisted contract subject to Davis-Bacon prevailing wage requirements, which is held by the same prime contractor so much that the accrued payments or advances as may be considered necessary to pay laborers and mechanics, including apprentices, trainees and helpers, employed by the contractor or any subcontractor the full amount of wages required by the contract. In the event of failure to pay any laborer or mechanic, including any apprentice, trainee or helper, employed or working on the site of the work (or under the United States Housing Act of 1937 or under the Housing Act of 1949 in the construction or development of the project), all or part of the wages required by the contract. HUD or its designee may, after written notice to the contractor, sponsor, applicant, or owner, take such action as may be necessary to cause the suspension of any further payment, advance, or guarantee of funds until such violations have ceased. HUD or its designee may, after written notice to the contractor, disburse such amounts withheld for and on account of the contractor or subcontractor to the respective employees to whom they are due. The comptroller General shall make such disbursements in the case of direct Davis-Bacon Act contracts.

3. (i) Payrolls and basic records. Payrolls and basic record relating thereto shall be maintained by the contractor during the course of the work preserved for a period of three years thereafter for all laborers and mechanics working at the site of the work (or under the United States Housing Act of 1937, or under the Housing Act of 1949, in the construction or development of the project). Such records shall contain the name, address, and social security number of each such worker, his or her correct classification, hourly rates of wages paid (including rates of contributions or costs anticipated for bona fide fringe benefits or cash equivalents thereof of the types described in Section 1(b)(2)(B) of the Davis-Bacon Act), daily and weekly number of hours worked, deductions made and actual wages paid. Whenever the Secretary of labor has found under 29 CFR 5.5 (a)(1)(iv) that the wages of any laborer or mechanic include the amount of any costs reasonable anticipated in providing benefits under a plan or program described in Section 1(b)(2)(B) or the Davis-Bacon Act, the contractor shall maintain records which show that the commitment to provide such benefits is enforceable, that the plan or program is financially responsible, and that the plan or program has been communicated in writing to the laborers or mechanics affected, and records which show the costs anticipated or the actual cost incurred in providing such benefits. Contractors employing apprentices or trainees under approved programs shall maintain written evidence of the registration of apprenticeship and certification of trainee programs, the registration of the apprentices and trainees, and the ratios and wage rates prescribed in the applicable programs. (Approved by the Office of Management and Budget under OMB Control Numbers 1215-0140 and 1215-0017.)

(ii) (a) The contractor shall submit weekly for each in which any contract work is performed a copy of all payrolls to HUD or its designee if the agency is a party to the contract, but if the agency is not such a party, the contractor will submit the payrolls to the applicant, sponsor or owner, as the case may be, for transmission to HUD or its designee. The payrolls submitted shall set out accurately and completely all of the information required to be maintained under 29 CFR Part 5.5(a)(3)(i). This information may be submitted in any form desired. Optional Form WH-34 is available for this





## **BOARD OF CONTRACT AND SUPPLY**

### **CITY OF PROVIDENCE, RHODE ISLAND**

purpose and may be purchases from the Superintendent of Documents (Federal Stock Number 029-005-00014-1), Government Printing Office, Washington, Dc 20402. The prime contractor is responsible for the submission of copies of payrolls by all subcontractors. (Approved by the Office of Management and Budget under OMB Control Number 1215-0149.)

(b) Each payroll submitted shall be accompanied by a "Statement of Compliance," signed by the contractor or his or her agent who pays or supervises the payment of the persons employed under the contract and shall certify the following:

(1) That the payroll for the payroll period contains the information required to be maintained under 20 CFR Part 5.5

(a)(3)(i) and that such information is correct and complete;

(2) That each laborer or mechanic (including each helper, apprentice, and trainee) employed on the contract during the payroll period has been paid the full weekly wages earned, without rebate, either directly or indirectly, and that no deductions have been made either directly or indirectly from the full wages earned, other than permissible deductions as set forth in 29 CFR Part 3;

(3) That each laborer or mechanic has been paid not less than the applicable wage rates and fringe benefits or cash equivalents for the classification of work performed, as specified in the applicable wage determination incorporated into the contract.

(c) The weekly submission of a properly executed certification set forth on the reverse side of Optional Form WH-347 shall satisfy the requirement for submission of the "Statement of Compliance" required by paragraph AA.3. (ii)(b) of this section.

(d) The falsification of any of the above certifications may subject the contractor or subcontractor to civil or criminal prosecution under Section 1001 of Title 18 and Section 231 of Title 31 of the United States Code.

(iii) The contractor or subcontractor shall make the records required under paragraph A.3. (i) of this section available for inspection, copying, or transcription by authorized representatives of HUD or its designee or the Department of Labor, and shall permit such representatives to interview employees during working hours on the job. If the contractor or subcontractor fails to submit the required records or to make them available, HUD or its designee may, after written notice to the contractor, sponsor, applicant, or owner, take such action as may be necessary to cause the suspension of any further payment, advance, or guarantee of funds. Furthermore, failure to submit the required records upon request or to make such records available may be grounds for debarment action pursuant to 29 CFR Part 5.12.

4. (i) Apprentices and Trainees. Apprentices. Apprentices will be permitted to work at less than the predetermined rate for the work they performed when they are employed pursuant to and individually registered in a bona fide apprenticeship program registered with the U.S. Department of Labor, Employment and Training Administration, Bureau of Apprenticeship and Training, or with a State Apprenticeship Agency recognized by the Bureau, or if a person is employed in his or her first 90 days of probationary employment as an apprentice in such an apprentice program, who is not individually registered in the program, but who has been certified by the Bureau of Apprenticeship and Training or a State Apprenticeship Agency (where appropriate) to be eligible for probationary employment as an apprentice. The allowable ratio of apprentices to journeymen on the job site in any craft classification shall not be greater than the ratio permitted to the contractor as to the entire work force under the registered program. Any worker listed on a payroll at an apprentice wage rate, who is not registered or otherwise employed as stated above, shall be paid not less than the applicable wage rate on the wage determination for the classification of work actually performed. In addition, any apprentice performing work on the job site in excess of the ratio permitted under the registered program shall be paid not less than the applicable wage rate on the wage determination for the work actually performed. Where a contractor is performing construction on a project in a locality other than that in which its program is registered, the ratios and wage rates (expressed in percentages of the journeyman's hourly rate) specified in the contractor's or subcontractor's registered program shall be observed. Every apprentice must be paid at not less than the rate specified in the registered program for the apprentice's level of progress, expressed as a percentage of the journeymen hourly rate specified in the applicable wage determination. Apprentices shall be paid fringe benefits in accordance with the provisions of the apprenticeship program. If the apprenticeship program does not specify fringe benefits, apprentices must be paid the full amount of fringe benefits listed on the wage determination for the applicable classification. If the Administrator determines that a different practice prevails for the applicable apprentice classification, fringes shall be paid in accordance with that determination. In the event the Bureau of Apprenticeship and Training, or a State Apprenticeship Agency recognized by the Bureau, withdraws approval of an apprenticeship program, the contractor will no longer be permitted to utilize



## **BOARD OF CONTRACT AND SUPPLY**

### **CITY OF PROVIDENCE, RHODE ISLAND**

apprentices at less than the applicable predetermined rate for the work performed until an acceptable program is approved.

(ii) Trainees. Except as provided in 29 CFR 5.16, trainees will not be permitted to work at less than the predetermined rate for the work performed unless they are employed pursuant to and individually registered in a program which has received prior approval, evidenced by formal certification by the U.S. Department of Labor, Employment and Training Administration. The ratio of trainees to journeymen on the job site shall not be greater than permitted under the plan approved by the Employment and Training Administration. Every trainee must be paid not less than the rate specified in the approved program for the trainee's level of progress, expressed as a percentage of the journeyman hourly rate specified in the applicable wage determination. Trainees shall be paid fringe benefits in accordance with the provisions of the trainee program. If the trainee program does not mention fringe benefits, trainees shall be paid the full amount of fringe benefits listed on the wage determination unless the Administrator of the Wage and Hour Division determines that there is an apprenticeship program associated with the corresponding journeyman wage rate on the wage determination which provides for less than full fringe benefits for apprentices. Any employee listed on the payroll at a trainee rate who is not registered and participating in a training plan approved by the Employment and Training Administration shall be paid not less than the applicable wage rate on the wage determination for the work actually performed. In addition, any trainee performing work on the job site in excess of the ratio permitted under the registered program shall be paid not less than the applicable wage rate on the wage determination for the work actually performed. In the event the Employment and Training Administration withdraws approval of a training program, the contractor will no longer be permitted to utilize trainees at less than the applicable predetermined rate for the work performed until an acceptable program is approved.

(iii) Equal employment opportunity. The utilization of apprentices, trainees and journeymen under this part shall be in conformity with the equal employment opportunity requirement of Executive Order 11246, as amended, and 29 CFR Part 30.

5. Compliance with Copeland Act requirements. The contractor shall comply with the requirements of 29 CFR Part 3, which are incorporated by reference in this contract.

6. Subcontracts. The contractor or subcontractor will insert in any subcontract the clauses contained in 29 CFR 5.5(a)(1) through (10) and such other clauses as HUD or its designee may by appropriate instructions require, and also a clause requiring the subcontractors to include these clauses in any lower tier subcontracts. The prime contractor shall be responsible for the compliance by any subcontractor or lower tier subcontractor with all contract clauses in 29 CFR Part 5.5

7. Contracts termination; debarment. A breach of the contract clauses in 29 CFR 5.5 may be grounds for termination of the contract, and for debarment as a contractor as provided in 29 CFR 5.12

8. Compliance with Davis-Bacon and Related Act Requirements. All ruling and interpretations of the Davis-Bacon and Related Act contained in 29 CFR Parts 1, 3, and 5 are herein incorporated by reference in this contract.

9. Disputes concerning labor standards. Disputes arising out of the labor standards provisions of this contract shall not be subject to the general disputes clause of this contract. Such disputes shall be resolved in accordance with the procedures of the Department of Labor set forth in 29 CFR Parts 5, 6, and 7. Disputes within the meaning of this clause include disputes between the contractor (or any of its subcontractors) and HUD or its designee, the U.S. Department of Labor, or the employees or their representatives.

10. (i) Certification of Eligibility. By entering in to this contract, the contractor certifies that neither it (nor he or she) nor any person or firm who has an interest in the contractor's firm is a person or firm ineligible to be awarded Government contracts by virtue of Section 3(a) of the Davis-Bacon Act or 29 CFR 5.12(a)(1) or to be awarded HUD contracts or participate in HUD programs pursuant to 24 CFR part 24.

(ii) No part of this contract shall be subcontracted to any person or firm ineligible for award of a Government contract by virtue of Section 3(a) of the Davis-Bacon Act of 29 CFR 5.12(a)(1) or to be awarded HUD contracts or participate in HUD programs pursuant to 24 CFR Part 24.

(iii) The penalty to making false statements is prescribed in the U.S. Criminal Code, 18 U.S.C. 1001. Additionally, U.S. Criminal Code, Section 1010, Title 18, U.S.C., "Federal Housing Administration transaction", provides in part: "Whoever, for the purpose of ...influencing in any way the action of such Administration...makes, utter or publishes any statement, knowing the same to be false...shall be fined not more than \$5,000 or imprisoned not more than two years, or both."





**BOARD OF CONTRACT AND SUPPLY**  
**CITY OF PROVIDENCE, RHODE ISLAND**

11. Complaints, Proceedings, or Testimony by Employees. No laborer or mechanic to whom the wage, salary, or other labor standards provisions of this Contract are applicable shall be discharged or in any other manner discriminated against by the Contractor or any subcontractor because such employee has filed any complaint or instituted or caused to be instituted any proceeding or has testified or is about to testify in any proceeding under or relating to the labor standards applicable under this Contract to his employer.

B. Contract Work Hours and Safety Standards Act. As used in this paragraph, the terms "laborers" and "mechanics" include watchmen and guards.

(1) Overtime requirements. No contractor or subcontractor contracting for any part of the contract work which may require or involve the employment of laborers or mechanics shall require or permit any such laborer or mechanic in any workweek in which he or she is employed on such work to work in excess of forty hours in such workweek unless such laborer or mechanic receives compensation at a rate not less than one and one-half times the basic rate of pay for all hours worked in excess of forty hours in such workweek.

(2) Violation; liability for unpaid wages; liquidated damages. In the event of any violation of the clause set forth in subparagraph (1) or this paragraph, the contractor and any subcontractor responsible therefore shall be liable for the unpaid wages. In addition, such contractor and subcontractor shall be liable to the United States (in case of work done under contract for the District of Columbia or a territory, to such District or to such territory), for liquidated damages. Such liquidated damages shall be computed with respect to each individual laborer or mechanic, including watchmen and guards, employed in violation of the clause set forth in subparagraph (1) of this paragraph, in the sum of \$25 for each calendar day on which such individual was required or permitted to work in excess of forty hours without payment of the overtime wages required by the clause set forth in subparagraph (1) of this paragraph.

(3) Withholding for unpaid wages for liquidated damages. HUD or its designees shall upon its own action or upon written request of an authorized representative of the Department of Labor withhold of cause to be withheld from any moneys payable on account of work performed by the contractor or subcontractor under any such contract or any other Federal contract with the same prime contract, or any other Federally-assisted contract subject to the Contract Work Hours and Safety Standards Act, which is held by the same prime contractor such sums as may be determined to be necessary to satisfy any liabilities of such contractor or subcontractor for unpaid wages and liquidated damages as provided in the clause set forth in subparagraph (2) of this paragraph.

(4) Subcontracts. The contractor or subcontractor shall insert in any subcontracts the clauses set forth in subparagraph (1) through (4) of this paragraph and also a clause requiring the subcontractors to include these clauses in any lower tier subcontracts. The prime contractor shall be responsible for compliance by any subcontractor or lower tier subcontractor with the clauses set forth in subparagraphs (1) through (4) of this paragraph.

C. Health and Safety

(1) No laborer or mechanic shall be required to work in surrounding or under working conditions which are unsanitary, hazardous, or dangerous to his health and safety as determined under construction safety and health standards promulgated by the Secretary of Labor by regulation.

(2) The Contractor shall comply with all regulations issued by the Secretary of Labor pursuant to Title 29 Part 1926 (formerly Part 1518) and failure to comply may result in imposition of sanctions pursuant to the Contract Work Hours and Safety Standards Act (Public Law 91-54, 83 Stat. 96).

(3) The Contractor shall include the provisions of this Article in every subcontract so that such provisions will be binding on each subcontractor. The Contractor shall take such action with respect to any subcontract as the Secretary of Housing and Urban Development or the Secretary of Labor shall direct as a means of enforcing such provisions.

Questions regarding this bid shall be sent via e-mail to Ilya Iskhakov at [iiskhakov@providenceri.gov](mailto:iiskhakov@providenceri.gov). Questions and responses will be sent to all bidders.

Table of Contents Generated by SpecBuilder: 3/29/2022

Division	Section Title	Pages
----------	---------------	-------

SPECIFICATIONS GROUP  
*General Requirements Subgroup*

**DIVISION 01 - GENERAL REQUIREMENTS**

010000	GENERAL REQUIREMENTS	17
--------	----------------------	----

*Facility Construction Subgroup*

**DIVISION 03 - CONCRETE**

033000	CAST-IN-PLACE CONCRETE	5
--------	------------------------	---

*Site and Infrastructure Subgroup*

**DIVISION 32 - EXTERIOR IMPROVEMENTS**

323300	SITE FURNISHINGS	4
329200	TURF AND GRASSES	7
329300	PLANTS	13

END OF TABLE OF CONTENTS



## SECTION 010000 - GENERAL REQUIREMENTS

### PART 1 - GENERAL

1.1 All work done under this Contract shall also be in conformance with the Drawings and these Supplemental Technical Specifications.

#### A. SCOPE OF WORK

1. The general summary of work to be done under this contract consists of, but shall not be limited, to the following as shown in the Contract Documents:

#### B. WORK COVERED BY CONTRACT DOCUMENTS

- C. The Contractor shall execute the scope of work indicated on Plans and Specifications to enhance the use and operations of the site as shown within the project limits.

- D. Work shall be as specifically indicated, shown or described in the Drawings, Technical Specifications, and other Contract Documents.

#### E. PROJECT INFORMATION

##### 1. OWNER

- a. City of Providence Parks Department Roger Williams Park Dalrymple Boathouse, 1000 Elmwood Avenue, Providence, RI 02907, Telephone: 401.680.7200
- b. Superintendent of Parks: Wendy Nilsson

##### 2. OWNER'S REPRESENTATIVE

- a. Ilya Iskhakov, Landscape Designer / Project Manager, 401-680-7206, iiskhakov@providenceri.gov

### 1.2 PROJECT LOCATION

- A. Ridge Street Playground, 126 Ridge Street, Providence, RI 02909

### PART 2 - PRODUCTS

#### 2.1 CONTRACTOR USE OF PREMISES

- A. The Contractor's use of premises shall be within the limits shown on the Drawings and as defined in the Standard Form of Agreement, for the performance of the Work.

1. The Contractor shall maintain vehicular access and utility service to the abutting properties at all times throughout the course of the construction.
2. The Contractor shall assume full responsibility for security of all materials and equipment on the site, including those of the subcontractors.

3. If directed by the Owner's Representative, the Contractor shall relocate or move any stored items that interfere with operations of the Owner.
4. The Contractor may elect to obtain (at no cost to the Owner) additional storage or work areas off-site if needed to perform the work.

## 2.2 OWNER OCCUPANCY REQUIREMENTS

- A. The Owner (City) anticipates that site inclusive of all on-site amenities beyond the Limit of Work will remain open throughout the course of construction.
- B. Contractor shall provide the Owner's Representative with a written plan describing the sequences and durations anticipated for the execution of the Work.

## 2.3 MOBILIZATION, SITE PREPARATION, & DEMOLITION

- A. THE WORK SPECIFIED IN THIS SECTION INCLUDES:
  1. Mobilization of all personnel and equipment;
  2. Preparing the construction site for construction operations;
  3. Materials to be removed and legally disposed of off site.
  4. When applicable, verifying and utilizing survey control points as shown on the Drawings
  5. Protecting existing site features to remain, such as fences, trees, shrubs and grassed areas outside the limit of work.
  6. Protecting underground and overhead utilities and other existing facilities from damage.
  7. Where applicable, provisions for site access and of traffic control.
  8. At cessation of site improvement operations: Site clean-up
  9. De-mobilization of all personnel and equipment.

## 2.4 CONSTRUCTION STAGING/STOCKPILE AREAS

- A. Staging areas within the Park is permitted as shown on the Plans with the prior consent of and coordination with the Owner.
- B. Restoration of the site to pre-existing condition shall be the sole responsibility of the Contractor.

## 2.5 MATERIALS AND EQUIPMENT:

- A. Materials to be Removed and Stockpiled.
  1. Materials directed to be removed and stockpiled shall be removed, transported to and stacked in a location directed by the Owner's Representative. All materials shall be neatly stacked as directed.
  2. If the Owner's Representative determines that any part of the materials identified to be stockpiled are unsuitable for re use on the site or by the Owner elsewhere, such materials shall be evaluated for legal disposal by Owner's Representative and Contractor.



- B. Signs: Conform to requirements of Temporary Facilities and Controls.
- C. Temporary Site Protection: Temporary chain-link fence, if so desired shall be furnished, installed and maintained at no additional cost to the Owner. At the completion of all work at the site, the Contractor shall remove all temporary fencing and restore the site to its original condition at no additional cost to the Owner.

## 2.6 TEMPORARY CONSTRUCTION FACILITIES AND UTILITIES

- A. Make arrangements with the Owner's Representative for storage of materials and equipment in designated locations at the construction site. If staged on site, materials shall be secured from vandalism and or theft.
- B. Plastic construction fence or snow fencing if installed shall be maintained in good condition. Provide barricades, barrels, fencing and/or other barriers around excavations and trenches as required for safety. Upon completion, temporary fencing shall be removed and the affected area restored existing condition.

## 2.7 SITE MAINTENANCE

- A. Control dust from Contractor operations in accordance with specified dust control measures.
- B. Maintain the Site during construction in a manner that will not obstruct use on neighborhood streets. Proceed with the work in an orderly manner, maintaining the construction site free of debris and unnecessary equipment or materials.
- C. Legally dispose of all debris, rubbish, hazardous materials, oil, and grease in accordance with local ordinances.
- D. Maintain safety and security of the construction site and any stockpiled or staged materials or equipment if left on site.

## 2.8 TRAFFIC CONTROL

- A. For all of his operations, the Contractor shall provide appropriate traffic control in accordance with, TEMPORARY FACILITIES AND CONTROLS. The purposes of the traffic control are 1) to ensure that operations in the project area are performed in a safe and orderly manner, and 2) to minimize the impact of truck and equipment traffic and noise on adjacent homes near the project area. The Contractor shall be responsible for obtaining any and all required permits and approvals.
- B. Police Details, if required by the City, shall be paid directly to and coordinated with Providence Public Safety by the Owner.

## 2.9 DEMOBILIZATION

- A. Contractor shall be responsible for site security and safety at all times. Upon substantial completion of the work, Contractor shall remove all excess materials, equipment, construction debris, temporary facilities and construction measures (fencing, signs, barriers, etc.) from the project area, and shall leave the site in suitable condition for full occupancy and use by the Owner. The sedimentation and erosion controls installed as part of the Work may not necessarily be removed at this time (see below).
- B. The Owner's Representative shall be the sole judge of whether the site has been suitably cleaned.
- C. Upon suitable stabilization of all disturbed "erodible" areas (e.g. acceptable level of grass growth in loamed and seeded areas, mulch applied and stable in planting areas, etc.), contractor shall remove and legally dispose of all sedimentation and erosion control measures (silt fence, hay bales, catch basin inserts, etc.). See Section 024119 Selective Demolition and 329200 Turf and Grasses for directives and procedures.

## PART 3 - EXECUTION

### 3.1 GENERAL REQUIREMENTS

- A. The construction site entrance shall be as indicated on the plans. The Owner will provide access to any locked gate. Any tracked debris from the site present on adjacent roadways shall be removed and the roads swept daily to remove any excess mud, dirt, or rock originating from the site. Trucks hauling material shall be covered and equipped with gates that prevent material from falling out. If present, catch basins within 100 feet of site entry and exit locations shall be protected with inlet sediment control devices and maintained for the duration of the work.
- B. Identify, clearly mark and protect all survey monuments, temporary bench marks as well as any adjacent contractors' work and facilities (if applicable). Repair or replacement shall be at Contractor's sole expense if damaged by Contractor.
- C. Protect existing culverts, sewers, and all other utilities including gas, telecommunications, electricity, and water. Repair or replace at Contractor's sole expense if damaged by Contractor.
- D. Utilize or install drum or sawhorse barricades or backfill all open excavations, holes, trenches, and depressions occurring at construction sites or occurring as part of this work.

### 3.2 CHANGE ORDER PROCEDURE

#### A. DESCRIPTION

- 1. The Contractor shall comply with this procedure in the process of giving notification of change and preparing and submitting a proposal for adjustment due to a desired, perceived, or actual change in the work. Changes in the work, or period of performance of the work, may be directed in writing by the Owner's Representative or may be requested by the Contractor. In either case, payment for work accomplished under a modification may not



be made until a formal contract modification, incorporating the change into the contract, has been issued and executed. Therefore, it is incumbent upon the Contractor to comply fully with this procedure and to expedite the resolution of changes.

### 3.3 CHANGE SUBMITTALS

- A. When requested, the Contractor shall submit the following to the Owner's Representative in accordance with the Submittals procedures described in these specifications:
  - 1. Proposal cover letter on Contractor's letterhead;
  - 2. Detailed price proposal;
  - 3. Drawings or other explanatory data; and
  - 4. Time extension statement with justification if any time extension is requested.

### 3.4 COMPLIANCE

- A. The Contractor shall take such measures as needed to assure familiarity and compliance by its staff with these procedures. If change proposals are incomplete, unclear, or ambiguous or are not supported by adequate documentation, the data will be returned and the Contractor shall resubmit or supplement the proposal as requested by the Owner's Representative. Delay resulting from the Contractor's noncompliance with this procedure shall not in itself constitute the basis for an extension in the time of performance under the contract.

### 3.5 PROCESSING CHANGES INITIATED BY THE OWNER'S REPRESENTATIVE

- A. The Owner's Representative will initiate changes only in writing. The Owner will sign any Request for Proposal (RFP). This will establish an Extra Work Order (EWO) number, by which the change will be identified until such time as it may be incorporated into the contract by formal Change Order (CO).
- B. The Contractor may or may not be authorized to proceed with the changed work pending resolution of changes in the contract price or time of performance. If the work described in the RFP becomes critical to the timely performance of the Contractor's work, a written request for a Notice to Proceed must be forwarded to the Owner immediately. The Owner will issue any Notice to Proceed. This unilateral modification to the contract may be subject to further negotiation regarding price and time for completion.
- C. Payment for changed work, covered by an authorized modification, will not be made until a notice to proceed covering the changed work has been executed.
- D. The Contractor shall prepare and submit its proposal for change to include at a minimum:
  - 1. A cover letter referencing the EWO number and citing the attachments, if any, which constitute the Contractor's total proposal.
  - 2. A detailed price proposal showing labor, construction equipment, and material quantities and prices at the lowest practical level of each element of the work.



3. Any drawings, sketches, catalog cuts, samples, certifications, or other data required to be submitted by the Owner's Representative that is required to fully document
  4. A statement of the proposed change in the time of completion of the contract, together with all required justification for such a change.
  5. A statement to the effect that there is "no change in price and/or time of completion of the work under this contract as a result of this proposed change", if that is the case.
- E. The Owner may accept the Contractor's proposal without negotiation. Alternatively, upon receipt of a proposal which is satisfactory in form, the Owner's Representative may require negotiation with the Contractor to arrive at a fair and equitable change in the contract price and time of completion. Upon agreement, a contract modification will be issued by the Owner for Contractor's execution.

### 3.6 PROCESSING CHANGES INITIATED BY THE CONTRACTOR

- A. Should the Contractor feel that a change to the work under the contract, or to the contract itself, is necessary or desirable, it shall propose such a change to the Owner's Representative. This proposed change shall include a clear and concise description of the proposed change, along with that information cited in above.
- B. Within a reasonable time, the Owner's Representative will review the Contractor's proposal and determine if the proposed change is in the Owner's best interest. If so, Contractor will be advised of this and a an EWO number will be assigned to Contractor's proposal.

### 3.7 EXECUTING CHANGED WORK

- A. The Contractor is cautioned not to proceed with the work described in a proposed change until it is authorized to do so in writing by the Owner's Representative.

### 3.8 TERMINATIONS AND DELAYS

- A. Termination of Contract: If the Contractor or any of his/her subcontractors refuses or fails to prosecute the work with such diligence as will insure its completion within the time specified in these Contract Documents, or as modified, as provided for in these Contract Drawings, or violates any other Provisions of this Contract, the Local Public Agency, Local Public Agency, City, by written notice to the Contractor, may terminate the Contractor's right to proceed with the Work. Upon such termination, the City of Providence may take over the work and prosecute the same to completion, by contract or otherwise, and the Contractor and his/her sureties shall be liable to the City of Providence for any additional cost incurred by the City of Providence in its completion of the work and they shall also be liable to the City of Providence for liquidated damages for any delay in the completion of the work as provided below. work and they shall also be liable to the City of Providence for liquidated damages for any delay work. in the completion of the work as provided below. work. If the Contractor's right to proceed is so terminated, the Local Public Agency Local Public Agency City may take possession of and utilize in completing the work such materials, tools, equipment, and plants as may be on the site of the work and necessary thereof. Project work must commence 30 days after award of Contract or as mutually agreed upon by the Contractor and the Owner. The Contractor is required to submit a Work Schedule including



all items included in the scope of work. The Work Schedule shall mirror the Schedule of Values which should be in chronological order. Both items are identified in the standard Pre-Bid and Pre-Construction Meeting Minutes as required. The work shall be continuous and the Contractor shall staff the project appropriately to meet the agreed upon work schedule. De- Mobilization from the project, prior to completion, must be agreed upon in writing by the Owner.

### 3.9 INSPECTION OF WORK

#### A. DESCRIPTION

1. Work included in this Section consists of periodic observation of construction of the project. The Contractor's work shall be monitored periodically by the Owner's Representative
2. The Owner's Representative presence on site or construction observation work is inspectional in nature and will not include supervision or direction of the actual work of the contractor.
3. In no event will the Owner's Representative be responsible or liable for the contractor's use or administration of personnel, machinery, staging, or other temporary or precautionary construction, safety precautions or procedures, or for compliance by the contractor with the provisions, terms, or specifications of the contract. Observation services provided by the Owner's Representative are solely for the benefit of the Owner.
4. The Contractor shall keep the Owner's Representative informed concerning the work status and projected work schedule through regular communications.
5. The Contractor shall not cover any work related to the required field visits until one of the following occurs:
  - a. The Contractor is authorized by the Owner's Representative to proceed after the field visit.
  - b. The field visit is re-scheduled by the Owner's Representative to a later construction event
  - c. The field visit is waived in writing by the Owner's Representative
6. The Contractor shall request a Final Inspection seven calendar days in advance of the planned completion date. After review of the Notice of Completion, the Owner's Representative may reject the Notice for cause or schedule the Final Inspection. The Owner's Representative will perform its Final Inspection on all phases of the work and develop a comprehensive punch list, which will be provided to the Contractor.
7. The Final Inspection will be scheduled when the punch list items discovered during the Final Inspection have been corrected. If discovered, the Owner's Representative may add new items to the punch list at this inspection.
8. The Contractor is advised that the Owner's Representative will not accept the work until the Owner's Representative determines Substantial Completion has been achieved. Therefore, to minimize its risk, the Contractor should schedule its work to be substantially complete in time to allow the Final Inspection and punch list work to occur in advance of the Project Close Out Date. Due to the construction time period and the anticipated weather conditions, substantially complete will be defined as the completion of construction for all item and the temporary stabilization of all disturbed areas, excluding planting and final seeding. Planting and final seeding is to occur during the time periods specified..
9. Nothing in this Section shall be construed to limit the Owner's Representative right to inspect the work at any time.

### 3.10 CONSTRUCTION SCHEDULES

#### A. DESCRIPTION

1. Work included in this Section consists of preparation, submittal, and updating of the project.

### 3.11 CONSTRUCTION SCHEDULE

#### A. Submit the following to the Owner's Representative in accordance with the Submittals Section. Submittals are for the record or approval as indicated.

1. The proposed construction schedule shall be submitted for approval within five (5) calendar days after receipt of Notice to Proceed.
2. Submit contract Weekly Summary Reports to the Owner's Representative for the record at weekly site meeting at request by the Owner.
3. Submit construction progress schedule including a two week look ahead as back up to progress invoices.

#### B. The construction schedule shall show all work activities for completion of the work to be performed under this contract and will reflect Contractor's general sequential approach to the work. The construction schedule will be in a bar chart format. The minimum level of detail (number of activities) shall include the activities described in the Schedule of Values and the Scope of the Work. The construction schedule shall demonstrate completion of all work within the period of performance of the contract in a reasonable and achievable manner.

### 3.12 PERIODIC SCHEDULE UPDATES

- A. The Contractor shall support monthly payment requests with an approved construction schedule marked to indicate progress. Submit updated schedule as necessary.
- B. When in the opinion of the Owner's Representative changes in the work occur that significantly affect the schedule, the Contractor shall submit a revised construction schedule for approval. The revised construction schedule shall be submitted within 10 calendar days after it is requested by the Owner's Representative. The current approved construction schedule shall be used as a baseline for progress reporting.
- C. Acts of God: Claims for additional compensation for 'Acts of God' will be reviewed by the Owner. It is the Contractor's responsibility to secure the work site daily and failure to provide adequate provisions to do so may result in repairs to the site at the Contractor's expense. Documented 'Acts of God' such as the state issuing a 'State of Emergency' may result in the Owner's authorization to proceed repair funded by the Owner. No work shall proceed without written authorization by the Owner.

### 3.13 SUBMITTAL PROCEDURES

#### A. DESCRIPTION



1. This Specification Section covers the preparation and submission of all work plans, drawings, samples, manufacturer's literature and brochures, installation instructions, and operation and maintenance manuals as specified herein and in the various sections of these Specifications.
2. A Submittal Schedule shall be submitted for approval within five (5) calendar days after receipt of Notice to Proceed.

### 3.14 DRAWINGS

- A. The term "drawings" as used herein includes 'Shop Drawings' as required for fabrication, erection and installation, layout, and setting of proposed improvements; lists or schedules of materials and catalogues and brochures; performance and test data; and all other drawings and descriptive data pertaining to materials and methods of construction as may be required to show that the materials, equipment, or systems and the positions thereof conform to the requirements of the Contract Documents.
- B. Where specified and if so directed by the Owner's Representative provide shop drawings that are accompanied by design computations.
- C. Sheet sizes of drawings shall not exceed 24 in. by 36 in. The title block on all drawings shall bear the name of the Owner, the name of the project, and the project location.
- D. The Contractor's drawings shall be submitted electronically in PDF format to the Owner's Representative for review and approval.
- E. The Contractor shall maintain a complete set of construction drawings at the jobsite, clearly marked to reflect as-built conditions. Upon completion of the work, the Contractor shall submit these Record Drawings to the Owner's Representative.
- F. The Owner's Representative will review drawings and schedules only for conformance with the design of the Project and for compliance with the Contract Documents and Contract Drawings. The Contractor shall make any and all updates and corrections required by the Owner's Representative
- G. Drawings shall be reviewed and returned within ten (10) working days of receipt of drawings at jobsite. Drawings and all supporting data, catalogs, or similar information shall be prepared by the Contractor or his suppliers and subcontractors but shall be submitted as instruments of the Contractor.
- H. The Owner's Representative review of drawings will be of a general nature and shall not relieve the Contractor from responsibility for errors and omissions of any sort, for deviations from Drawings or Specifications, or for conflict with the work of others that may result from such deviations. The Owner's Representative review of drawings will not relieve the Contractor of responsibility to complete the work in accordance with the requirements of the Contract Documents.
- I. After Notice of Award, the Contractor shall submit a Submittal Schedule to the Owner's Representative. The Contractor's schedule shall be brought up to date from time to time to show the latest changes, omissions, and additions. The Schedule will be based on the Contractor's



Construction Schedule and will show when the Contractor will submit the drawings and when he/she expects them to be returned so that construction activities shown on the Construction Schedule are not interrupted. There will be a minimum of three weeks between these two activities. Specific methods and routines for handling drawing reviews shall be established in advance within the general framework of the Contract Documents.

- J. Work for which the Contractor's submittals are required shall not be started until the submittals have been reviewed and accepted in writing by the Owner or Landscape Architect. Owner or Landscape Architect. Owner or Landscape Architect. Owner or Landscape Architect. Owner's Representative. Any revision by the Contractor of a previously accepted submittal must be accepted in writing by the Owner's Representative before implementation.

### 3.15 SAMPLES

- A. The Contractor shall, at his or her expense, furnish the Owner's Representative with samples of the various materials as specified in these Specification and Drawings. Samples shall be delivered to the office of the Owner's Representative at the Contractor's expense.

### 3.16 PRODUCT DATA

- A. The Contractor shall submit to the Owner's Representative all required Material Safety Data Sheets (MSDS) and all Product Data Sheets and any other relevant product information for all items identified in the Technical Specifications and Drawings. All data shall be furnished by the Contractor in accordance with the approved schedule.

#### B. SUBMITTAL LOG

- 1. Contractor to provided the following information:
  - a. An I.D. number for each item
  - b. Specification Section, Paragraph Number and Line Item Number (ie. 321313 / 1.3 / A)
  - c. Item Name
  - d. Description of the Item
  - e. Date Submitted
  - f. Status: Approved / Approved As Noted / Rejected
  - g. Sub-Contractor (If any) providing the material
  - h. Comments

### 3.17 QUALITY CONTROL DESCRIPTION

- A. This Section provides the requirements for Contract quality control (QC) pertaining to the Work, including:
  - 1. QC of products and workmanship;
  - 2. Manufacturer's instructions; and
  - 3. Manufacturer's certificates and field services.



3.18 WORKMANSHIP

- A. The Contractor shall comply with industry standards of the region, except when more restrictive tolerances or specified requirements indicate more rigid standards or more precise workmanship.
- B. The Contractor shall provide suitably-qualified personnel to produce work of specified quality.
- C. The Contractor shall secure products in place with positive anchorage devices designed and sized to withstand stresses, vibration, and racking.
- D. The Contractor shall provide materials to match approved samples.

3.19 MANUFACTURER'S INSTRUCTIONS

- A. The Contractor shall require compliance with instructions in full detail, including each step in sequence. Should instructions conflict with the Contract Documents, the Contractor shall request clarification from the Owner's Representative before proceeding.

3.20 MANUFACTURER'S CERTIFICATES

- A. When required in individual Specifications sections, the Contractor shall submit manufacturer's certificates, in duplicate, certifying that products meet or exceed specified requirements.

3.21 TESTING LABORATORY SERVICES (NIC)

- A. Not Utilized in this Contract
- B. (Modify as Required)

3.22 MANUFACTURER'S FIELD SERVICES

- A. When required by the manufacturer or Owner's Representative, the Contractor shall have the manufacturer provide a qualified representative to observe field conditions, conditions of surfaces and installation, and quality of workmanship as applicable and to make written report of observations and recommendations to the Owner's Representative

3.23 AUTHORITY OF OWNER'S REPRESENTATIVE

- A. The Owner's Representative will decide all questions that may arise as to the quality and acceptability of materials furnished. All questions that may arise as to the interpretation of the Contract Drawing and Specifications shall be determined by the Owner's Representative.
- B. The Owner and Owner's Representative shall not be responsible for the Contractor's means, methods, techniques, sequences, or procedures of construction or the safety precautions and programs incident thereto, and the Owner's Representative will not be responsible for the Contractor's failure to perform the work in accordance with the Contract Documents.



- C. The Owner's Representative will not be responsible for the acts or omissions of the Contractor or any subcontractors, of the agents or employees of any Contractor or subcontractor, or of any other persons at the site or otherwise performing any of the work.

### 3.24 COORDINATION OF DRAWINGS AND SPECIFICATIONS

- A. The Contractor shall take no advantage of any apparent error or omission in the Contract Drawings or Specifications. In the event the Contractor discovers such a discrepancy, error or omission, he shall immediately notify the Owner's Representative. After review and consultation with the Owner's Representative the Owner's Representative will issue clarifications, provide interpretations and make such corrections as may be deemed necessary for the Contractor to proceed with fulfilling the intent of the Contract Drawings and Specifications.
- B. When general reference is made on the Contract Drawings or within the Specifications to any cited Standard Specifications, it shall refer to the current edition of such Specifications or the latest revision thereof or interim Specifications adopted and in effect on the date of Effective Date of Agreement. In the event of a conflict between the Contract Drawings and the specifications, the Owner's Representative shall be notified to provide a clarification to the Contractor.

### 3.25 COOPERATION WITH UTILITIES

- A. The Contractor will notify all utility companies, all pipeline owners, or other parties affected and endeavor to have all necessary adjustments of the public or private utility fixtures, pipelines, and other appurtenances within or adjacent to the limits of construction made as soon as practical.
- B. Water lines, gas lines, wire lines, service connections, water and gas meter boxes, water and gas valve boxes, light standards, cableways, signals, and all other utility appurtenances within the limits of the proposed construction which are to be crossed, relocated or adjusted are to be moved by the Contractor or its designated agents, except as otherwise noted on the Contract Drawings. In the case of utility lines, the Contractor shall coordinate with the respective utilities for their removal and relocation.
- C. Attention is directed to the possible existence of underground facilities not known to the Owner's Representative or in a location different from that which is shown on the Contract Drawings. The Contractor shall take steps to ascertain the exact location of all underground facilities prior to doing work that may damage such facilities or interfere with their service.

### 3.26 INDEPENDENT TESTING AND INSPECTION (NIC)

- A. Not Applicable under this Contract

### 3.27 REQUIREMENTS

- A. The requirements for sampling and testing or inspection are specified in the Specifications and Drawings. The Contractor shall maintain a complete and up-to-date file of all quality control documentation at the jobsite.

3.28 MATERIAL AND EQUIPMENT

A. DESCRIPTION

1. This Specification Section includes the requirements for the transportation, handling, storage, and protection of materials and equipment as specified herein and in the various Sections of these Specifications. This Section also addresses the procedure for Contractor-proposed product substitutions.

3.29 MANUFACTURER REQUIREMENTS

- A. In general, the Contractor shall receive, handle, and store materials and equipment in accordance with manufacturer's recommendations and in a manner which will protect such items from damage or deterioration.
- B. GENERAL
- C. Products include the material, equipment, and systems used on this Project. Comply with the Specifications, Drawings and referenced standards as minimum requirements.

3.30 TRANSPORTATION AND HANDLING

- A. The Contractor shall receive, handle, and store materials and equipment supplied by him/her in a manner that will protect such items from damage or deterioration in accordance with procedures provided by product manufacturers and the Owner.
- B. Promptly inspect the shipments to assure that the products comply with requirements, the quantities are correct, and the products are undamaged.

3.31 STORAGE AND PROTECTION

- A. Materials and equipment shall be stored off the ground on blocking or pallets and shall be covered for protection from vandalism and weather damage.
- B. Materials and equipment shall be stored, tested, and cleaned prior to use, in accordance with the Specification and all specific manufacturers' requirements. Damaged or nonconforming items shall be removed immediately to a separated storage area for expeditious removal from site.
- C. The Contractor shall provide a secure outside storage area in the vicinity of the site.

3.32 SUBSTITUTIONS

- A. Substitutions will be considered only when a product becomes unavailable due to no fault of the Contractor or when deemed appropriate by the Owner's Representative
- B. Document each request with complete data substantiating the compliance of the proposed substitution with the Contract Documents.



- C. The requested substitution proposed constitutes a representation that the Contractor:
  - 1. Has investigated the proposed product and determined that it meets or exceeds, in all respects, the specified product.
  - 2. Will provide the same warranty for substitution as for the specified product.
  - 3. Will coordinate installation and make other changes which may be required for the Work to be complete in all respects.
  - 4. Waives claims for additional costs which may subsequently become apparent.
- D. Substitutions will be considered when they are indicated or implied on shop drawings or product data submittals without separate written request, or when acceptance will require substantial revision of the Contract Documents.
- E. The Owner's Representative will determine acceptability of the proposed substitution, and will notify the Contractor of acceptance or rejection in writing within a reasonable time. Only one request for the substitution will be considered for each product. When substitution is not accepted, the Contractor shall provide the specified product.

### 3.33 REJECTED MATERIALS AND DEFECTIVE WORK

- A. Materials furnished by the Contractor and rejected by the Owner's Representative as unsuitable or not in conformity with the specifications shall forthwith be removed from the job-site and work area by the Contractor, and shall not be made use of elsewhere in the work.
- B. Any errors, defects, or omissions in the execution of work or in the materials furnished by the Contractor, even though they may have been passed or overlooked or have appeared after the completion of the work, discovered at any time before the final payment is made hereunder, shall be forthwith rectified and made good by and at the expense of the Contractor and in a manner satisfactory to the Owner or Owner's Representative.
- C. The Contractor shall reimburse the Owner for any expense, losses or damages incurred in consequence of any defect error, omission or act of the Contractor or his employees, as determined by the Owner's Representative, occurring previous to the final payment.

### 3.34 PROJECT CLOSEOUT

#### A. DESCRIPTION

- 1. This Section specifies administrative and procedural requirements for the project closeout including, but not limited to:
  - a. Project record document (As-Built drawings) submittal. Maintain a clean, undamaged set of blue or black line white-prints of Contract Drawings and Shop Drawings. Mark the set to show the actual installation where the installation varies substantially from the Work as originally shown. Mark whichever drawing is most capable of showing conditions fully and accurately; where Shop Drawings are used, record a cross-reference at the corresponding location on the Contract Drawings. Give particular attention to concealed elements that would be difficult to measure and record at a later date.





- b. Organize record drawing sheets into manageable sets, bind with durable paper cover sheets, and print suitable titles, dates and other identification on the cover of each set. Upon completion of work, submit record drawings to the Owner's Representative.
2. Record Specifications
  - a. Maintain one complete copy of the Project Manual, including addenda. Mark these documents to show substantial variations in actual Work performed in comparison with the Specifications and modifications. Give particular attention to substitutions, selection of options and similar information on elements that are concealed or cannot otherwise be readily discerned later by direct observation. Note related record drawing information and Product Data. Upon completion of the Work, submit record Specifications.
3. Test Results
  - a. Not Applicable this project
4. REMOVAL OF PROTECTION
  - a. Remove temporary protection and facilities installed for protection of the Work during construction. Fencing and erosion and sediment control measures and best management practices can be removed after permanent measures have been established.

### 3.35 WARRANTIES

#### A. DESCRIPTION

1. This Section specifies general administration and procedural requirements for warranties and bonds required by the Contract Documents, including manufacturers' standard warranties on products and special warranties.
  - a. Refer to the General Conditions for terms of the Contractor's special warranty of workmanship and materials;
  - b. General closeout requirements are included in Section "Project Closeout"; and
  - c. Specific requirements for warranties for the Work and products and installations that are specified to be warranted are included in the specifications and Drawings.
2. Disclaimers and Limitations
  - a. Manufacturer's disclaimers and limitations on product warranties do not relieve the Contractor of the warranty on the Work that incorporates the products, nor does it relieve suppliers, manufacturers, and subcontractors required to countersign special warranties with the Contractor.

#### B. DEFINITIONS

1. Standard Warranties
  - a. Standard product warranties are pre-printed written warranties published by individual manufacturers for particular products and are specifically endorsed by the manufacturer to the Owner.
2. Special Warranties
  - a. Special warranties are written required by or incorporated in the Contract Documents, either to extend time limits provided by standard warranties or to provide greater rights for the Owner.

C. WARRANTY REQUIREMENTS

1. Related Damages and Losses
  - a. When correcting warranted Work that has failed, remove and replace other Work that has been damaged as a result of such failure or that must be removed and replaced to provide access for corrections of warranted Work.
2. Reinstatement of Warranty
  - a. When Work covered by a warranty has failed and been corrected by replacement or rebuilding, reinstate the warranty by written endorsement. The reinstated warranty shall be equal to the original warranty with an equitable adjustment for depreciation.
3. Replacement Cost
  - a. Upon determination that Work covered by a warranty has failed, replace or rebuild the Work to an acceptable condition complying with requirements of Contract Documents. The Contractor is responsible for the cost of replacing or rebuilding defective Work regardless of whether the Owner's Representative has benefited from use of the Work through a portion of its anticipated useful service life.
4. Owner's Recourse
  - a. Written warranties made to the Owner are in addition to implied warranties, and shall not limit the duties, obligations, rights and remedies otherwise available under the law, nor shall warranty periods be interpreted as limitations on time in which the Owner can enforce such other duties, obligations, rights and remedies.
5. Rejection of Warranties
  - a. The Owner's Representative reserves the right to reject warranties and to limit selections to products with warranties not in conflict with requirements of the Contract Documents. The Owner's Representative reserves the right to refuse to accept Work for the Project where a special warranty, certification, or similar commitment is required on such Work or part of the Work, until evidence is presented that entities required to counter sign such commitments are willing to do so.
  - b. All warranties shall be submitted to the Owner in accordance with conditions of the Contract and the Submittals.

D. WARRANTY PERIOD

1. All warranties required by the Contract documents shall commence on the date of Final Acceptance.
2. Warranty period is one (1) year from date of Final Acceptance unless otherwise specified.

END OF SECTION 010000



## SECTION 033000 - CAST-IN-PLACE CONCRETE

### PART 1 - GENERAL

#### 1.1 RELATED DOCUMENTS

- A. Drawings and general provisions of the Contract, including General Requirements, apply to this Section.

#### 1.2 SUMMARY

- A. Section includes cast-in-place concrete, including formwork, reinforcement, concrete materials, mixture design, placement procedures, and finishes.

#### 1.3 DEFINITIONS

- A. Cementitious Materials: Portland cement alone or in combination with one or more of the following: blended hydraulic cement, fly ash, slag cement, other pozzolans, and silica fume; materials subject to compliance with requirements.
- B. W/C Ratio: The ratio by weight of water to cementitious materials.

#### 1.4 PREINSTALLATION MEETINGS

- A. Preinstallation Conference: Conduct conference at Project site .
  - 1. Before submitting design mixtures, review concrete design mixture and examine procedures for ensuring quality of concrete materials. Require representatives of each entity directly concerned with cast-in-place concrete to attend, including the following:
    - a. Concrete Subcontractor.
    - b. Special concrete finish Subcontractor.
  - 2. Review and concrete protection.

#### 1.5 DELIVERY, STORAGE, AND HANDLING

- A. Waterstops: Store waterstops under cover to protect from moisture, sunlight, dirt, oil, and other contaminants.

#### 1.6 FIELD CONDITIONS

- A. Cold-Weather Placement: Comply with ACI 306.1 and as follows. Protect concrete work from physical damage or reduced strength that could be caused by frost, freezing actions, or low temperatures.

1. When average high and low temperature is expected to fall below **40 deg F** for three successive days, maintain delivered concrete mixture temperature within the temperature range required by **ACI 301**.
  2. Do not use frozen materials or materials containing ice or snow. Do not place concrete on frozen subgrade or on subgrade containing frozen materials.
  3. Do not use calcium chloride, salt, or other materials containing antifreeze agents or chemical accelerators unless otherwise specified and approved in mixture designs.
- B. Hot-Weather Placement: Comply with **ACI 301** and **ACI 305.1**, and as follows:
1. Maintain concrete temperature below **90 deg F** at time of placement. Chilled mixing water or chopped ice may be used to control temperature, provided water equivalent of ice is calculated to total amount of mixing water. Using liquid nitrogen to cool concrete is Contractor's option.
  2. Fog-spray forms, steel reinforcement, and subgrade just before placing concrete. Keep subgrade uniformly moist without standing water, soft spots, or dry areas.

## PART 2 - PRODUCTS

### 2.1 CONCRETE, GENERAL

- A. ACI Publications: Comply with the following unless modified by requirements in the Contract Documents:
1. **ACI 301**.
  2. **ACI 117**.

### 2.2 CONCRETE MATERIALS

- A. Source Limitations: Obtain each type or class of cementitious material of the same brand from the same manufacturer's plant, obtain aggregate from single source, and obtain admixtures from single source from single manufacturer.
- B. Cementitious Materials:
1. Portland Cement: ASTM C 150/C 150M, Type I , .
  2. Blended Hydraulic Cement: ASTM C 595/C 595M, Type IL, portland-limestone cement.
- C. Normal-Weight Aggregates: ASTM C 33/C 33M, Class 1N coarse aggregate or better, graded. Provide aggregates from a single source.
1. Fine Aggregate: Free of materials with deleterious reactivity to alkali in cement.
- D. Lightweight Aggregate: ASTM C 330/C 330M, **3/4-inch** nominal maximum aggregate size.
- E. Water: ASTM C 94/C 94M and potable.

## 2.3 CURING MATERIALS

- A. Absorptive Cover: AASHTO M 182, Class 2, burlap cloth made from jute or kenaf, weighing approximately 9 oz./sq. yd. when dry.
- B. Water: Potable.
- C. Clear, Waterborne, Membrane-Forming Curing Compound: ASTM C 309, Type 1, Class B, dissipating.
- D. Clear, Waterborne, Membrane-Forming Curing Compound: ASTM C 309, Type 1, Class B, nondissipating.

## 2.4 RELATED MATERIALS

- A. Reglets: Fabricate reglets of not less than 0.022-inch- thick, galvanized-steel sheet. Temporarily fill or cover face opening of reglet to prevent intrusion of concrete or debris.
- B. Dovetail Anchor Slots: Hot-dip galvanized-steel sheet, not less than 0.034 inch thick, with bent tab anchors. Temporarily fill or cover face opening of slots to prevent intrusion of concrete or debris.

## 2.5 CONCRETE MIXTURES, GENERAL

- A. Prepare design mixtures for each type and strength of concrete, proportioned on the basis of laboratory trial mixture or field test data, or both, according to ACI 301.
  - 1. Use a qualified independent testing agency for preparing and reporting proposed mixture designs based on laboratory trial mixtures.
- B. Limit water-soluble, chloride-ion content in hardened concrete to 0.06 percent by weight of cement.
- C. Admixtures: Use admixtures according to manufacturer's written instructions.
  - 1. Use water-reducing admixture in concrete, as required, for placement and workability.
  - 2. Use water-reducing and -retarding admixture when required by high temperatures, low humidity, or other adverse placement conditions.
  - 3. Use water-reducing admixture in pumped concrete, concrete for heavy-use industrial slabs and parking structure slabs, concrete required to be watertight, and concrete with a w/c ratio below 0.50.
  - 4. Use corrosion-inhibiting admixture in concrete mixtures where indicated.

## 2.6 CONCRETE MIXING

- A. Ready-Mixed Concrete: Measure, batch, mix, and deliver concrete according to ASTM C 94/C 94M and ASTM C 1116/C 1116M, and furnish batch ticket information.

1. When air temperature is between **85 and 90 deg F**, reduce mixing and delivery time from 1-1/2 hours to 75 minutes; when air temperature is above **90 deg F**, reduce mixing and delivery time to 60 minutes.

### PART 3 - EXECUTION

#### 3.1 EMBEDDED ITEM INSTALLATION

- A. Place and secure anchorage devices and other embedded items required for adjoining work that is attached to or supported by cast-in-place concrete. Use setting drawings, templates, diagrams, instructions, and directions furnished with items to be embedded.
  1. Install anchor rods, accurately located, to elevations required and complying with tolerances in Section 7.5 of AISC 303.

#### 3.2 CONCRETE PLACEMENT

- A. Before placing concrete, verify that installation of formwork, reinforcement, and embedded items is complete and that required inspections are completed.
- B. Do not add water to concrete during delivery, at Project site, or during placement unless approved by Architect.
- C. Before test sampling and placing concrete, water may be added at Project site, subject to limitations of **ACI 301**.
  1. Do not add water to concrete after adding high-range water-reducing admixtures to mixture.
- D. Deposit concrete continuously in one layer or in horizontal layers of such thickness that no new concrete is placed on concrete that has hardened enough to cause seams or planes of weakness. If a section cannot be placed continuously, provide construction joints as indicated. Deposit concrete to avoid segregation.
  1. Deposit concrete in horizontal layers of depth not to exceed formwork design pressures and in a manner to avoid inclined construction joints.
  2. Consolidate placed concrete with mechanical vibrating equipment according to **ACI 301**.
  3. Do not use vibrators to transport concrete inside forms. Insert and withdraw vibrators vertically at uniformly spaced locations to rapidly penetrate placed layer and at least **6 inches** into preceding layer. Do not insert vibrators into lower layers of concrete that have begun to lose plasticity. At each insertion, limit duration of vibration to time necessary to consolidate concrete and complete embedment of reinforcement and other embedded items without causing mixture constituents to segregate.



### 3.3 CONCRETE PROTECTING AND CURING

- A. General: Protect freshly placed concrete from premature drying and excessive cold or hot temperatures. Comply with ACI 306.1 for cold-weather protection and **ACI 305.1** for hot-weather protection during curing.
- B. Unformed Surfaces: Begin curing immediately after finishing concrete. Cure unformed surfaces, including floors and slabs, concrete floor toppings, and other surfaces.
- C. Cure concrete according to ACI 308.1, by one or a combination of the following methods:
  - 1. Curing Compound: Apply uniformly in continuous operation by power spray or roller according to manufacturer's written instructions. Recoat areas subjected to heavy rainfall within three hours after initial application. Maintain continuity of coating and repair damage during curing period.
    - a. Removal: After curing period has elapsed, remove curing compound without damaging concrete surfaces by method recommended by curing compound manufacturer.

END OF SECTION 033000





## SECTION 323300 - SITE FURNISHINGS

### PART 1 - GENERAL

#### 1.1 RELATED DOCUMENTS

- A. Drawings and general provisions of the Contract, including General and Supplementary Conditions and Division 01 Specification Sections, apply to this Section.

#### 1.2 SUMMARY

- A. Section Includes:

- 1. Seating.
- 2. Tables.

- B. Related Requirements:

- 1. Section 033000 "Cast-in-Place Concrete" for installing surface mount concrete footings.
- 2. Section 312000 "Earth Moving" for excavation for installing concrete footings.

#### 1.3 ACTION SUBMITTALS

- A. Manufacturer's Literature: Submit copies of each of manufacturer's material descriptions, dimensions, details, and installation instructions for the following. Submit manufacturer's material descriptions for primer coat and finish coat.

#### 1.4 INFORMATIONAL SUBMITTALS

- A. Complete Shop Drawings for the installation of 6' bench without back
- B. Complete Shop Drawings for the installation of ADA picnic table

#### 1.5 CLOSEOUT SUBMITTALS

- A. Maintenance Data: For site furnishings to include in maintenance manuals.
- B. The Contractor shall furnish and deliver standard written manufacturer's guarantee in Owner's name covering all materials and workmanship under this Section 323300, Site Furnishings, in addition to, and not in lieu of, guarantee requirements set forth under Section 010000, GENERAL REQUIREMENTS, and other liabilities which the Contractor may have by law or other provisions of the Contract Documents.



- C. Supplier shall pay for repairs of any damage to any part of the project caused by defects in his work and for any repair to the materials or equipment caused by replacement. All repairs are to be done to the satisfaction of the Owner's Representative.
- D. Any part of the work installed under this contract requiring excessive maintenance shall be considered as being defective, and shall be replaced by the Supplier during the one year guarantee period at no cost to the Owner.

## PART 2 - PRODUCTS

### 2.1 SEATING

- A. 6' long slab bench with back, surface mount on concrete pad, Ipe wood slats with black supports, (model #61-892-6I/S2) as manufactured by DuMor, Inc., P.O. Box 142, Mifflintown, PA 17059 800.598.4018, or approved equal

### 2.2 PICNIC TABLES

- A. 8' long ADA picnic table, surface mount on concrete pad, Ipe wood slats with black supports, (model #67-079-68/1I/SI) as manufactured by DuMor, Inc., P.O. Box 142, Mifflintown, PA 17059 800.598.4018, or approved equal
- B. 6' long picnic table, surface mount on concrete pad, Ipe wood slats with Black supports, (model #67-079-6I/S1) as manufactured by DuMor, Inc., P.O. Box 142, Mifflintown, PA 17059 800.598.4018, or approved equal

### 2.3 FABRICATION

- A. Factory Assembly: Factory assemble components to greatest extent possible to minimize field assembly. Clearly mark units for assembly in the field.

### 2.4 GENERAL FINISH REQUIREMENTS

- A. Appearance of Finished Work: Noticeable variations in same piece are unacceptable. Variations in appearance of adjoining components are acceptable if they are within the range of approved Samples and are assembled or installed to minimize contrast.

### 2.5 STAINLESS-STEEL FINISHES

- A. Surface Preparation: Remove tool and die marks and stretch lines, or blend into finish.
- B. Polished Finishes: Grind and polish surfaces to produce uniform finish, free of cross scratches.
  - 1. Run directional finishes with long dimension of each piece.
  - 2. Directional Satin Finish: No 4.



3. Dull Satin Finish: No. 6.

## PART 3 - EXECUTION

### 3.1 EXAMINATION

- A. Examine areas and conditions, with Installer present, for compliance with requirements for correct and level finished grade, mounting surfaces, installation tolerances, and other conditions affecting performance of the Work.
- B. Proceed with installation only after unsatisfactory conditions have been corrected.

### 3.2 INSTALLATION

- A. Comply with manufacturer's written installation instructions unless more stringent requirements are indicated. Complete field assembly of site furnishings where required.
- B. All metal inserts, anchor slots, anchors, anchor bolts, fastenings, and other fastening devices, for attachment of site improvement items to pavements, except as otherwise specified under other Sections of this Specification, shall be in specified, provided, delivered installed and paid for under the work of this Section 02800, Site Furnishings.
- C. Unless otherwise indicated, install site furnishings after landscaping and paving have been completed.
- D. Free-standing site improvement items shall be set plumb and horizontal regardless of the pitch of the finished surrounding grade unless otherwise shown on the Contract Documents.
- E. The Contractor shall be responsible for timing the delivery of site improvement items so as to minimize the on-site storage time prior to installation. All stored materials are the responsibility of the Contractor and shall be protected from weather, careless handling and vandalism.
- F. Contractor shall be responsible for the correct location of site improvement items. Take particular care to maintain shapes, plumb and level during the pouring of concrete.
- G. All Work shall be accurately set to established lines and elevations and rigidly set in place to supporting construction.
- H. Install site furnishings level, plumb, true, and positioned at locations prior approved in the field by Owner's Representative.
- I. Post Setting: Set cast-in support posts in concrete footing with smooth top, shaped to shed water. Protect portion of posts above footing from concrete splatter. Verify that posts are set plumb or at correct angle and are aligned and at correct height and spacing. Hold posts in position during placement and finishing operations until concrete is sufficiently cured.



- J. Posts Set into Voids in Concrete: Form or core-drill holes for installing posts in concrete to depth recommended in writing by manufacturer of site furnishings and 3/4 inch larger than O.D. of post. Clean holes of loose material, insert posts, and fill annular space between post and concrete with nonshrink, nonmetallic grout or anchoring cement, mixed and placed to comply with anchoring material manufacturer's written instructions, with top smoothed and shaped to shed water.

END OF SECTION 323300



## SECTION 329200 - TURF AND GRASSES

### PART 1 - GENERAL

#### 1.1 RELATED DOCUMENTS

- A. Drawings and general provisions of the Contract, including General and Supplementary Conditions and Division 01 Specification Sections, apply to this Section.

#### 1.2 SUMMARY

- A. Section Includes:

- 1. Seeding.

#### 1.3 DEFINITIONS

- A. Finish Grade: Elevation of finished surface of planting soil.
- B. Pests: Living organisms that occur where they are not desired or that cause damage to plants, animals, or people. Pests include insects, mites, grubs, mollusks (snails and slugs), rodents (gophers, moles, and mice), unwanted plants (weeds), fungi, bacteria, and viruses.
- C. Planting Soil: Existing, on-site soil; imported soil; or manufactured soil that has been modified with soil amendments and perhaps fertilizers to produce a soil mixture best for plant growth. See Section 329113 "Soil Preparation" and drawing designations for planting soils.
- D. Subgrade: The surface or elevation of subsoil remaining after excavation is complete, or the top surface of a fill or backfill before planting soil is placed.

#### 1.4 PREINSTALLATION MEETINGS

- A. Preinstallation Conference: Conduct conference at Project site .

#### 1.5 INFORMATIONAL SUBMITTALS

- A. Certification of Grass Seed: From seed vendor for each grass-seed monostand or mixture, stating the botanical and common name, percentage by weight of each species and variety, and percentage of purity, germination, and weed seed. Include the year of production and date of packaging.
  - 1. Certification of each seed mixture for turf grass . Include identification of source and name and telephone number of supplier.



- B. Product Certificates: For fertilizers, from manufacturer.

#### 1.6 DELIVERY, STORAGE, AND HANDLING

- A. Seed and Other Packaged Materials: Deliver packaged materials in original, unopened containers showing weight, certified analysis, name and address of manufacturer, and indication of compliance with state and Federal laws, as applicable.

#### 1.7 DELIVERY, STORAGE, AND HANDLING

- A. Seed and Other Packaged Materials: Deliver packaged materials in original, unopened containers showing weight, certified analysis, name and address of manufacturer, and indication of compliance with state and Federal laws, as applicable.

- B. Bulk Materials:

1. Do not dump or store bulk materials near structures, utilities, walkways and pavements, or on existing turf areas or plants.
2. Provide erosion-control measures to prevent erosion or displacement of bulk materials; discharge of soil-bearing water runoff; and airborne dust reaching adjacent properties, water conveyance systems, or walkways.
3. Accompany each delivery of bulk materials with appropriate certificates.

#### 1.8 FIELD CONDITIONS

- A. Planting Restrictions: Plant during one of the following periods. Coordinate planting periods with initial maintenance periods to provide required maintenance from date of Substantial Completion .

1. Spring Planting: April 15 - May 15 .
2. Fall Planting: August 15- October 15.

- B. Weather Limitations: Proceed with planting only when existing and forecasted weather conditions permit planting to be performed when beneficial and optimum results may be obtained. Apply products during favorable weather conditions according to manufacturer's written instructions.

### PART 2 - PRODUCTS

#### 2.1 SEED

- A. Grass Seed: Fresh, clean, dry, new-crop seed complying with AOSA's "Rules for Testing Seeds" for purity and germination tolerances.
- B. Seed Species:



1. Quality: Seed of grass species as listed below for solar exposure, with not less than 85 percent germination, not less than 95 percent pure seed, and not more than 0.5 percent weed seed:

C. Grass-Seed Mix: Seed mix as follows:

1. 30% Improved Per. Rye 30% Turf Type Tall Fescue 30% Chewings Fescue 5% Creeping Red Fescue 5% Miniature or Dutch White Clover
2. Application Rate: 5-7 lbs per 1,000 sq ft
3. Products may be acquired from the following source (or approved equal) :
  - a. Allen's Seed Store : 693 S County Trail Exeter, RI 02822 Phone: 401 294 2722

## 2.2 FERTILIZERS

- A. Commercial Fertilizer: Commercial-grade complete fertilizer of neutral character, consisting of fast- and slow-release nitrogen, 50 percent derived from natural organic sources of urea formaldehyde, phosphorous, and potassium in the following composition:
  1. Composition: fertilizer to have a ratio of 18 Nitrogen (N) - 24 Phosphorous (P) - 12 Potassium (K)
- B. Slow-Release Fertilizer: Granular or pelleted fertilizer consisting of 50 percent water-insoluble nitrogen, phosphorus, and potassium in the following composition:
  1. Composition: fertilizer to have a ratio of 18 Nitrogen (N) - 24 Phosphorous (P) - 12 Potassium (K)

## PART 3 - EXECUTION

### 3.1 EXAMINATION

- A. Examine areas to be planted for compliance with requirements and other conditions affecting installation and performance of the Work.
  1. Verify that no foreign or deleterious material or liquid such as paint, paint washout, concrete slurry, concrete layers or chunks, cement, plaster, oils, gasoline, diesel fuel, paint thinner, turpentine, tar, roofing compound, or acid has been deposited in soil within a planting area.
  2. Suspend planting operations during periods of excessive soil moisture until the moisture content reaches acceptable levels to attain the required results.
  3. Uniformly moisten excessively dry soil that is not workable or which is dusty.
- B. Proceed with installation only after unsatisfactory conditions have been corrected.
- C. If contamination by foreign or deleterious material or liquid is present in soil within a planting area, remove the soil and contamination as directed by Architect and replace with new planting soil.



### 3.2 PREPARATION

- A. Protect structures; utilities; sidewalks; pavements; and other facilities, trees, shrubs, and plantings from damage caused by planting operations.
  - 1. Protect adjacent and adjoining areas from hydroseeding and hydromulching overspray.
  - 2. Protect grade stakes set by others until directed to remove them.

### 3.3 TURF AREA PREPARATION

- A. General: Prepare planting area for soil placement and mix planting soil according to Section 329113 "Soil Preparation."
- B. Placing Planting Soil: Place and mix planting soil in place over exposed subgrade .
- C. Moisten prepared area before planting if soil is dry. Water thoroughly and allow surface to dry before planting. Do not create muddy soil.
- D. Before planting, obtain Architect's acceptance of finish grading; restore planting areas if eroded or otherwise disturbed after finish grading.

### 3.4 SEEDING

- A. Sow seed with spreader or seeding machine. Do not broadcast or drop seed when wind velocity exceeds **5 mph** .
  - 1. Evenly distribute seed by sowing equal quantities in two directions at right angles to each other.
  - 2. Do not use wet seed or seed that is moldy or otherwise damaged.
  - 3. Do not seed against existing trees. Limit extent of seed to outside edge of planting saucer.
- B. Sow seed at a total rate of **5 to 8 lb/1000 sq. ft.** .
- C. Rake seed lightly into top **1/8 inch** of soil, roll lightly, and water with fine spray.

### 3.5 HYDROSEEDING

- A. Hydroseeding: Mix specified seed, fertilizer , and fiber mulch in water, using equipment specifically designed for hydroseed application. Continue mixing until uniformly blended into homogeneous slurry suitable for hydraulic application.
  - 1. Mix slurry with fiber-mulch manufacturer's recommended tackifier.
  - 2. Spray-apply slurry uniformly to all areas to be seeded in a one-step process. Apply slurry at a rate so that mulch component is deposited at not less than **1500-lb/acre** dry weight, and seed component is deposited at not less than the specified seed-sowing rate.



### 3.6 TURF RENOVATION

- A. Renovate turf damaged by Contractor's operations, such as storage of materials or equipment and movement of vehicles.
  - 1. Reestablish turf where settlement or washouts occur or where minor regrading is required.
  - 2. Install new planting soil as required.
- B. Remove sod and vegetation from diseased or unsatisfactory turf areas; do not bury in soil.
- C. Remove topsoil containing foreign materials, such as oil drippings, fuel spills, stones, gravel, and other construction materials resulting from Contractor's operations, and replace with new planting soil.
- D. Mow, dethatch, core aerate, and rake existing turf.
- E. Remove weeds before seeding. Where weeds are extensive, apply selective herbicides as required. Do not use pre-emergence herbicides.
- F. Remove waste and foreign materials, including weeds, soil cores, grass, vegetation, and turf, and legally dispose of them off Owner's property.
- G. Till stripped, bare, and compacted areas thoroughly to a soil depth of **6 inches**.
- H. Apply soil amendments and initial fertilizer required for establishing new turf and mix thoroughly into top **4 inches** of existing soil. Install new planting soil to fill low spots and meet finish grades.
  - 1. Initial Fertilizer: Commercial fertilizer applied according to manufacturer's recommendations.
- I. Water newly planted areas and keep moist until new turf is established.

### 3.7 TURF MAINTENANCE

- A. General: Maintain and establish turf by watering, fertilizing, weeding, mowing, trimming, replanting, and performing other operations as required to establish healthy, viable turf. Roll, regrade, and replant bare or eroded areas and remulch to produce a uniformly smooth turf. Provide materials and installation the same as those used in the original installation.
  - 1. Fill in as necessary soil subsidence that may occur because of settling or other processes. Replace materials and turf damaged or lost in areas of subsidence.
  - 2. In areas where mulch has been disturbed by wind or maintenance operations, add new mulch and anchor as required to prevent displacement.
  - 3. Apply treatments as required to keep turf and soil free of pests and pathogens or disease. Use integrated pest management practices whenever possible to minimize the use of pesticides and reduce hazards.



- B. Watering: Install and maintain temporary piping, hoses, and turf-watering equipment to convey water from sources and to keep turf uniformly moist to a depth of **4 inches** .
  - 1. Schedule watering to prevent wilting, puddling, erosion, and displacement of seed or mulch. Lay out temporary watering system to avoid walking over muddy or newly planted areas.
  - 2. Water turf with fine spray at a minimum rate of **1 inch** per week unless rainfall precipitation is adequate.
- C. Mow turf as soon as top growth is tall enough to cut. Repeat mowing to maintain specified height without cutting more than one-third of grass height. Remove no more than one-third of grass-leaf growth in initial or subsequent mowings. Do not delay mowing until grass blades bend over and become matted. Do not mow when grass is wet. Schedule initial and subsequent mowings to maintain the following grass height:
  - 1. Mow to a height of **1-1/2 to 2 inches** .

### 3.8 SATISFACTORY TURF

- A. Turf installations shall meet the following criteria as determined by Architect:
  - 1. Satisfactory Seeded Turf: At end of maintenance period, a healthy, uniform, close stand of grass has been established, free of weeds and surface irregularities, with coverage exceeding 90 percent over any **10 sq. ft.** and bare spots not exceeding **5 by 5 inches** .
- B. Use specified materials to reestablish turf that does not comply with requirements, and continue maintenance until turf is satisfactory.

### 3.9 PESTICIDE APPLICATION

- A. Apply pesticides and other chemical products and biological control agents according to requirements of authorities having jurisdiction and manufacturer's written recommendations. Coordinate applications with Owner's operations and others in proximity to the Work. Notify Owner before each application is performed.
- B. Post-Emergent Herbicides (Selective and Nonselective): Apply only as necessary to treat already-germinated weeds and according to manufacturer's written recommendations.

### 3.10 CLEANUP AND PROTECTION

- A. Promptly remove soil and debris created by turf work from paved areas. Clean wheels of vehicles before leaving site to avoid tracking soil onto roads, walks, or other paved areas.
- B. Remove surplus soil and waste material, including excess subsoil, unsuitable soil, trash, and debris, and legally dispose of them off Owner's property.



- C. Erect temporary fencing or barricades and warning signs as required to protect newly planted areas from traffic. Maintain fencing and barricades throughout initial maintenance period and remove after plantings are established.

### 3.11 MAINTENANCE SERVICE

- A. Turf Maintenance Service: Provide full maintenance by skilled employees of landscape Installer. Maintain as required in "Turf Maintenance" Article. Begin maintenance immediately after each area is planted and continue until acceptable turf is established, but for not less than the following periods:
  - 1. Seeded Turf: 60 days from date of Substantial Completion .
    - a. When initial maintenance period has not elapsed before end of planting season, or if turf is not fully established, continue maintenance during next planting season.

END OF SECTION 329200

## SECTION 329300 - PLANTS

### PART 1 - GENERAL

#### 1.1 RELATED DOCUMENTS

- A. Drawings and general provisions of the Contract, including General and Supplementary Conditions and Division 01 Specification Sections, apply to this Section.

#### 1.2 SUMMARY

- A. Section Includes:

- 1. Plants.
  - 2. Tree stabilization.

- B. Related Requirements:

- 1. Section 015639 "Temporary Tree and Plant Protection" for protecting, trimming, pruning, repairing, and replacing existing trees to remain that interfere with, or are affected by, execution of the Work.
  - 2. Section 329200 "Turf and Grasses" for turf (lawn) and meadow planting, hydroseeding, and erosion-control materials.

#### 1.3 DEFINITIONS

- A. Backfill: The earth used to replace or the act of replacing earth in an excavation.
- B. Balled and Burlapped Stock: Plants dug with firm, natural balls of earth in which they were grown, with a ball size not less than diameter and depth recommended by ANSI Z60.1 for type and size of plant required; wrapped with burlap, tied, rigidly supported, and drum laced with twine with the root flare visible at the surface of the ball as recommended by ANSI Z60.1.
- C. Balled and Potted Stock: Plants dug with firm, natural balls of earth in which they are grown and placed, unbroken, in a container. Ball size is not less than diameter and depth recommended by ANSI Z60.1 for type and size of plant required.
- D. Container-Grown Stock: Healthy, vigorous, well-rooted plants grown in a container, with a well-established root system reaching sides of container and maintaining a firm ball when removed from container. Container shall be rigid enough to hold ball shape and protect root mass during shipping and be sized according to ANSI Z60.1 for type and size of plant required.
- E. Finish Grade: Elevation of finished surface of planting soil.
- F. Pesticide: A substance or mixture intended for preventing, destroying, repelling, or mitigating a pest. Pesticides include insecticides, miticides, herbicides, fungicides, rodenticides, and

molluscicides. They also include substances or mixtures intended for use as a plant regulator, defoliant, or desiccant. Some sources classify herbicides separately from pesticides.

- G. Pests: Living organisms that occur where they are not desired or that cause damage to plants, animals, or people. Pests include insects, mites, grubs, mollusks (snails and slugs), rodents (gophers, moles, and mice), unwanted plants (weeds), fungi, bacteria, and viruses.
- H. Planting Area: Areas to be planted.
- I. Planting Soil: Existing, on-site soil; imported soil; or manufactured soil that has been modified with soil amendments and perhaps fertilizers to produce a soil mixture best for plant growth. See Section 329113 "Soil Preparation" for drawing designations for planting soils.
- J. Plant; Plants; Plant Material: These terms refer to vegetation in general, including trees, shrubs, vines, ground covers, ornamental grasses, bulbs, corms, tubers, or herbaceous vegetation.
- K. Root Flare: Also called "trunk flare." The area at the base of the plant's stem or trunk where the stem or trunk broadens to form roots; the area of transition between the root system and the stem or trunk.
- L. Stem Girdling Roots: Roots that encircle the stems (trunks) of trees below the soil surface.
- M. Subgrade: The surface or elevation of subsoil remaining after excavation is complete, or the top surface of a fill or backfill before planting soil is placed.

#### 1.4 COORDINATION

- A. Coordination with Turf Areas (Lawns): Plant trees, shrubs, and other plants after finish grades are established and before planting turf areas unless otherwise indicated.
  - 1. When planting trees, shrubs, and other plants after planting turf areas, protect turf areas, and promptly repair damage caused by planting operations.

#### 1.5 PREINSTALLATION MEETINGS

- A. Preinstallation Conference: Conduct conference at Project site 65 Dexter St., Providence, RI 02909 RI 02909 .

#### 1.6 ACTION SUBMITTALS

- A. Product Data: For each type of product.
  - 1. Plant Materials: Include quantities, sizes, quality, and sources for plant materials.
  - 2. Plant Photographs: Include color photographs in digital 3- by 5-inch print format of each required species and size of plant material as it will be furnished to Project. Take photographs from an angle depicting true size and condition of the typical plant to be furnished. Include a scale rod or other measuring device in each photograph. For species

where more than 20 plants are required, include a minimum of three photographs showing the average plant, the best quality plant, and the worst quality plant to be furnished. Identify each photograph with the full scientific name of the plant, plant size, and name of the growing nursery.

#### 1.7 INFORMATIONAL SUBMITTALS

- A. Qualification Data: For landscape Installer. Include list of similar projects completed by Installer demonstrating Installer's capabilities and experience. Include project names, addresses, and year completed, and include names and addresses of owners' contact persons.
- B. Product Certificates: For each type of manufactured product, from manufacturer, and complying with the following:
  - 1. Manufacturer's certified analysis of standard products.
  - 2. Analysis of other materials by a recognized laboratory made according to methods established by the Association of Official Analytical Chemists, where applicable.
- C. Sample Warranty: For special warranty.

#### 1.8 CLOSEOUT SUBMITTALS

#### 1.9 QUALITY ASSURANCE

- A. Installer Qualifications: A qualified landscape installer whose work has resulted in successful establishment of plants.
  - 1. Professional Membership: Installer shall be a member in good standing of either the Professional Landcare Network or the American Nursery and Landscape Association.
  - 2. Experience: Five years' experience in landscape installation in addition to requirements in Section 014000 "Quality Requirements."
  - 3. Installer's Field Supervision: Require Installer to maintain an experienced full-time supervisor on Project site when work is in progress.
  - 4. Personnel Certifications: Installer's field supervisor or personnel assigned to the Work shall have certification in one or all of the following categories from the Professional Landcare Network:
    - a. Landscape Industry Certified Technician - Exterior.
    - b. Landscape Industry Certified Interior.
    - c. Landscape Industry Certified Horticultural Technician.
  - 5. Pesticide Applicator: State licensed, commercial.
- B. Provide quality, size, genus, species, and variety of plants indicated, complying with applicable requirements in ANSI Z60.1.
  - 1. Selection of plants purchased under allowances is made by Architect, who tags plants at their place of growth before they are prepared for transplanting.



- C. Measurements: Measure according to ANSI Z60.1. Do not prune to obtain required sizes.
  - 1. Trees and Shrubs: Measure with branches and trunks or canes in their normal position. Take height measurements from or near the top of the root flare for field-grown stock and container-grown stock. Measure main body of tree or shrub for height and spread; do not measure branches or roots tip to tip. Take caliper measurements **6 inches** above the root flare for trees up to **4-inch** caliper size, and **12 inches** above the root flare for larger sizes.
  - 2. Other Plants: Measure with stems, petioles, and foliage in their normal position.
- D. Plant Material Observation: Architect may observe plant material either at place of growth or at site before planting for compliance with requirements for genus, species, variety, cultivar, size, and quality. Architect may also observe trees and shrubs further for size and condition of balls and root systems, pests, disease symptoms, injuries, and latent defects and may reject unsatisfactory or defective material at any time during progress of work. Remove rejected trees or shrubs immediately from Project site.
  - 1. Notify Architect of sources of planting materials seven days in advance of delivery to site.

#### 1.10 DELIVERY, STORAGE, AND HANDLING

- A. Packaged Materials: Deliver packaged materials in original, unopened containers showing weight, certified analysis, name and address of manufacturer, and indication of compliance with state and Federal laws if applicable.
- B. Bulk Materials:
  - 1. Do not dump or store bulk materials near structures, utilities, walkways and pavements, or on existing turf areas or plants.
  - 2. Provide erosion-control measures to prevent erosion or displacement of bulk materials; discharge of soil-bearing water runoff; and airborne dust reaching adjacent properties, water conveyance systems, or walkways.
  - 3. Accompany each delivery of bulk materials with appropriate certificates.
- C. Deliver bare-root stock plants within 24 hours of digging. Immediately after digging up bare-root stock, pack root system in wet straw, hay, or other suitable material to keep root system moist until planting. Transport in covered, temperature-controlled vehicles, and keep plants cool and protected from sun and wind at all times.
- D. Do not prune trees and shrubs before delivery. Protect bark, branches, and root systems from sun scald, drying, wind burn, sweating, whipping, and other handling and tying damage. Do not bend or bind-tie trees or shrubs in such a manner as to destroy their natural shape. Provide protective covering of plants during shipping and delivery. Do not drop plants during delivery and handling.
- E. Handle planting stock by root ball.
- F. Store bulbs, corms, and tubers in a dry place at **60 to 65 deg F** until planting.

- G. Apply antidesiccant to trees and shrubs using power spray to provide an adequate film over trunks (before wrapping), branches, stems, twigs, and foliage to protect during digging, handling, and transportation.
  - 1. If deciduous trees or shrubs are moved in full leaf, spray with antidesiccant at nursery before moving and again two weeks after planting.
- H. Wrap trees and shrubs with burlap fabric over trunks, branches, stems, twigs, and foliage to protect from wind and other damage during digging, handling, and transportation.
- I. Deliver plants after preparations for planting have been completed, and install immediately. If planting is delayed more than six hours after delivery, set plants and trees in their appropriate aspect (sun, filtered sun, or shade), protect from weather and mechanical damage, and keep roots moist.
  - 1. Heel-in bare-root stock. Soak roots that are in less than moist condition in water for two hours. Reject plants with dry roots.
  - 2. Set balled stock on ground and cover ball with soil, peat moss, sawdust, or other acceptable material.
  - 3. Do not remove container-grown stock from containers before time of planting.
  - 4. Water root systems of plants stored on-site deeply and thoroughly with a fine-mist spray. Water as often as necessary to maintain root systems in a moist, but not overly wet condition.

#### 1.11 FIELD CONDITIONS

- A. Field Measurements: Verify actual grade elevations, service and utility locations, irrigation system components, and dimensions of plantings and construction contiguous with new plantings by field measurements before proceeding with planting work.
- B. Planting Restrictions: Plant during one of the following periods. Coordinate planting periods with maintenance periods to provide required maintenance from date of Substantial Completion.
- C. Weather Limitations: Proceed with planting only when existing and forecasted weather conditions permit planting to be performed when beneficial and optimum results may be obtained. Apply products during favorable weather conditions according to manufacturer's written instructions and warranty requirements.

#### 1.12 WARRANTY

- A. Special Warranty: Installer agrees to repair or replace plantings and accessories that fail in materials, workmanship, or growth within specified warranty period.
  - 1. Failures include, but are not limited to, the following:
    - a. Death and unsatisfactory growth, except for defects resulting from abuse, lack of adequate maintenance, or neglect by Owner.
    - b. Structural failures including plantings falling or blowing over.
    - c. Faulty performance of tree stabilization edgings and tree grates .

- d. Deterioration of metals, metal finishes, and other materials beyond normal weathering.
  2. Warranty Periods: From date of planting completion .
    - a. Trees, Shrubs, Vines, and Ornamental Grasses: 12 months.
    - b. Ground Covers, Biennials, Perennials, and Other Plants: 12 months.
    - c. Annuals: Three months.
  3. Include the following remedial actions as a minimum:
    - a. Immediately remove dead plants and replace unless required to plant in the succeeding planting season.
    - b. Replace plants that are more than 25 percent dead or in an unhealthy condition at end of warranty period.
    - c. A limit of one replacement of each plant is required except for losses or replacements due to failure to comply with requirements.
    - d. Provide extended warranty for period equal to original warranty period, for replaced plant material.

## PART 2 - PRODUCTS

### 2.1 PLANT MATERIAL

- A. General: Furnish nursery-grown plants true to genus, species, variety, cultivar, stem form, shearing, and other features indicated in Plant List, Plant Schedule, or Plant Legend indicated on Drawings and complying with ANSI Z60.1; and with healthy root systems developed by transplanting or root pruning. Provide well-shaped, fully branched, healthy, vigorous stock, densely foliated when in leaf and free of disease, pests, eggs, larvae, and defects such as knots, sun scald, injuries, abrasions, and disfigurement.
  1. Trees with damaged, crooked, or multiple leaders; tight vertical branches where bark is squeezed between two branches or between branch and trunk ("included bark"); crossing trunks; cut-off limbs more than **3/4 inch** in diameter; or with stem girdling roots are unacceptable.
  2. Collected Stock: Do not use plants harvested from the wild, from native stands, from an established landscape planting, or not grown in a nursery unless otherwise indicated.
- B. Provide plants of sizes, grades, and ball or container sizes complying with ANSI Z60.1 for types and form of plants required. Plants of a larger size may be used if acceptable to Architect, with a proportionate increase in size of roots or balls.
- C. Root-Ball Depth: Furnish trees and shrubs with root balls measured from top of root ball, which begins at root flare according to ANSI Z60.1. Root flare shall be visible before planting.
- D. Labeling: Label each plant of each variety, size, and caliper with a securely attached, waterproof tag bearing legible designation of common name and full scientific name, including genus and species. Include nomenclature for hybrid, variety, or cultivar, if applicable for the plant.
- E. If formal arrangements or consecutive order of plants is indicated on Drawings, select stock for uniform height and spread, and number the labels to assure symmetry in planting.

## 2.2 MULCHES

- A. Organic Mulch: Free from deleterious materials and suitable as a top dressing of trees and shrubs, consisting of one of the following:
  - 1. Type: Shredded hardwood .
  - 2. Size Range: 3 inches minimum. .
  - 3. Color: Natural. No color dyed mulch.
- B. Compost Mulch: Well-composted, stable, and weed-free organic matter, pH of 5.5 to 8; moisture content 35 to 55 percent by weight; 100 percent passing through a 1-inch sieve; soluble-salt content of 2 to 5 dS/m; not exceeding 0.5 percent inert contaminants and free of substances toxic to plantings; and as follows:
  - 1. Organic Matter Content: 50 to 60 percent of dry weight.
  - 2. Feedstock: Agricultural, food, or industrial residuals; biosolids; yard trimmings; or source-separated or compostable mixed solid waste.

## 2.3 TREE-STABILIZATION MATERIALS

- A. Root-Ball Stabilization Materials:
  - 1. Upright Stakes and Horizontal Hold-Down: Rough-sawn, sound, new hardwood or softwood, free of knots, holes, cross grain, and other defects, 2-by-2-inch nominal by length indicated; stakes pointed at one end.
  - 2. Wood Screws: ASME B18.6.1.

## 2.4 MISCELLANEOUS PRODUCTS

- A. Mycorrhizal Fungi: Dry, granular inoculant containing at least 5300 spores per lb of vesicular-arbuscular mycorrhizal fungi and 95 million spores per lb of ectomycorrhizal fungi, 33 percent hydrogel, and a maximum of 5.5 percent inert material.

## PART 3 - EXECUTION

### 3.1 EXAMINATION

- A. Examine areas to receive plants, with Installer present, for compliance with requirements and conditions affecting installation and performance of the Work.
  - 1. Verify that no foreign or deleterious material or liquid such as paint, paint washout, concrete slurry, concrete layers or chunks, cement, plaster, oils, gasoline, diesel fuel, paint thinner, turpentine, tar, roofing compound, or acid has been deposited in soil within a planting area.
  - 2. Verify that plants and vehicles loaded with plants can travel to planting locations with adequate overhead clearance.

3. Suspend planting operations during periods of excessive soil moisture until the moisture content reaches acceptable levels to attain the required results.
  4. Uniformly moisten excessively dry soil that is not workable or which is dusty.
- B. If contamination by foreign or deleterious material or liquid is present in soil within a planting area, remove the soil and contamination as directed by Architect and replace with new planting soil.
- C. Proceed with installation only after unsatisfactory conditions have been corrected.

### 3.2 PREPARATION

- A. Protect structures, utilities, sidewalks, pavements, and other facilities and turf areas and existing plants from damage caused by planting operations.
- B. Install erosion-control measures to prevent erosion or displacement of soils and discharge of soil-bearing water runoff or airborne dust to adjacent properties and walkways.

### 3.3 PLANTING AREA ESTABLISHMENT

- A. General: Prepare planting area for soil placement and mix planting soil according to Section 329113 "Soil Preparation." Section 329115 "Soil Preparation (Performance Specification)."
- B. Placing Planting Soil: Place and mix planting soil in-place over exposed subgrade Place manufactured planting soil over exposed subgrade Blend planting soil in place .
- C. Before planting, obtain Architect's acceptance of finish grading; restore planting areas if eroded or otherwise disturbed after finish grading.
- D. Application of Mycorrhizal Fungi: At time directed by Architect, broadcast dry product uniformly over prepared soil at application rate according to manufacturer's written recommendations .

### 3.4 EXCAVATION FOR TREES AND SHRUBS

- A. Planting Pits and Trenches: Excavate circular planting pits.
1. Excavate planting pits with sides sloping inward at a 45-degree angle. Excavations with vertical sides are unacceptable. Trim perimeter of bottom leaving center area of bottom raised slightly to support root ball and assist in drainage away from center. Do not further disturb base. Ensure that root ball will sit on undisturbed base soil to prevent settling. Scarify sides of planting pit smeared or smoothed during excavation.
  2. Excavate approximately three times as wide as ball diameter for balled and burlapped container-grown stock.
  3. Do not excavate deeper than depth of the root ball, measured from the root flare to the bottom of the root ball.

4. If area under the plant was initially dug too deep, add soil to raise it to the correct level and thoroughly tamp the added soil to prevent settling.
  5. Maintain angles of repose of adjacent materials to ensure stability. Do not excavate subgrades of adjacent paving, structures, hardscapes, or other new or existing improvements.
  6. Maintain supervision of excavations during working hours.
  7. Keep excavations covered or otherwise protected overnight, after working hours, and when unattended by Installer's personnel.
  8. If drain tile is indicated on Drawings or required under planting areas, excavate to top of porous backfill over tile.
- B. Backfill Soil: Subsoil and topsoil removed from excavations may be used as backfill soil unless otherwise indicated.
- C. Obstructions: Notify Architect if unexpected rock or obstructions detrimental to trees or shrubs are encountered in excavations.
1. Hardpan Layer: Drill **6-inch-** diameter holes, **24 inches** apart, into free-draining strata or to a depth of **10 feet**, whichever is less, and backfill with free-draining material.
- D. Drainage: Notify Architect if subsoil conditions evidence unexpected water seepage or retention in tree or shrub planting pits.
- E. Fill excavations with water and allow to percolate away before positioning trees and shrubs.

### 3.5 TREE, SHRUB, AND VINE PLANTING

- A. Inspection: At time of planting, verify that root flare is visible at top of root ball according to ANSI Z60.1. If root flare is not visible, remove soil in a level manner from the root ball to where the top-most root emerges from the trunk. After soil removal to expose the root flare, verify that root ball still meets size requirements.
- B. Roots: Remove stem girdling roots and kinked roots. Remove injured roots by cutting cleanly; do not break.
- C. Balled and Burlapped Stock: Set each plant plumb and in center of planting pit or trench with root flare **2 inches** above adjacent finish grades.
1. Backfill: Planting soil . For trees, use excavated soil for backfill.
  2. After placing some backfill around root ball to stabilize plant, carefully cut and remove burlap, rope, and wire baskets from tops of root balls and from sides, but do not remove from under root balls. Remove pallets, if any, before setting. Do not use planting stock if root ball is cracked or broken before or during planting operation.
  3. Backfill around root ball in layers, tamping to settle soil and eliminate voids and air pockets. When planting pit is approximately one-half filled, water thoroughly before placing remainder of backfill. Repeat watering until no more water is absorbed.
  4. Continue backfilling process. Water again after placing and tamping final layer of soil.

- D. Balled and Potted and Container-Grown Stock: Set each plant plumb and in center of planting pit or trench with root flare **2 inches** above adjacent finish grades.
  - 1. Backfill: Planting soil . For trees, use excavated soil for backfill.
  - 2. Carefully remove root ball from container without damaging root ball or plant.
  - 3. Backfill around root ball in layers, tamping to settle soil and eliminate voids and air pockets. When planting pit is approximately one-half filled, water thoroughly before placing remainder of backfill. Repeat watering until no more water is absorbed.
  - 4. Continue backfilling process. Water again after placing and tamping final layer of soil.
- E. Slopes: When planting on slopes, set the plant so the root flare on the uphill side is flush with the surrounding soil on the slope; the edge of the root ball on the downhill side will be above the surrounding soil. Apply enough soil to cover the downhill side of the root ball.

### 3.6 TREE, SHRUB, AND VINE PRUNING

- A. Remove only dead, dying, or broken branches. Do not prune for shape.
- B. Do not apply pruning paint to wounds.

### 3.7 TREE STABILIZATION

- A. Trunk Stabilization by Upright Staking and Tying: Install trunk stabilization as follows unless otherwise indicated:
  - 1. Upright Staking and Tying: Stake trees of **2- through 5-inch** caliper. Stake trees of less than **2-inch** caliper only as required to prevent wind tip out. Use a minimum of two stakes of length required to penetrate at least **18 inches** below bottom of backfilled excavation and to extend to the dimension indicated on Drawings above grade. Set vertical stakes and space to avoid penetrating root balls or root masses.
  - 2. Upright Staking and Tying: Stake trees with two stakes for trees up to **12 feet** high and **2-1/2 inches** or less in caliper; three stakes for trees less than **14 feet** high and up to **4 inches** in caliper. Space stakes equally around trees.
  - 3. Support trees with bands of flexible ties at contact points with tree trunk. Allow enough slack to avoid rigid restraint of tree.
  - 4. Support trees with two strands of tie wire, connected to the brass grommets of tree-tie webbing at contact points with tree trunk. Allow enough slack to avoid rigid restraint of tree.
- B. Trunk Stabilization by Staking and Guying: Install trunk stabilization as follows unless otherwise indicated on Drawings. Stake and guy trees more than **14 feet** in height and more than **3 inches** in caliper unless otherwise indicated.
  - 1. Site-Fabricated, Staking-and-Guying Method: Install no fewer than three guys spaced equally around tree.
    - a. Securely attach guys to stakes **30 inches** long, driven to grade. Adjust spacing to avoid penetrating root balls or root masses. Provide turnbuckle for each guy wire and tighten securely.



- b. For trees more than **6 inches** in caliper , anchor guys to wood deadmen buried at least **36 inches** below grade. Provide turnbuckle for each guy wire and tighten securely.
    - c. Support trees with bands of flexible ties at contact points with tree trunk and reaching to turnbuckle . Allow enough slack to avoid rigid restraint of tree.
    - d. Support trees with guy cable or multiple strands of tie wire, connected to the brass grommets of tree-tie webbing at contact points with tree trunk and reaching to turnbuckle . Allow enough slack to avoid rigid restraint of tree.
    - e. Attach flags to each guy wire, **30 inches** above finish grade.
    - f. Paint turnbuckles with luminescent white paint.
  2. Proprietary Staking and Guying Device: Install staking and guying system sized and positioned as recommended by manufacturer unless otherwise indicated and according to manufacturer's written instructions.
- C. Root-Ball Stabilization: Install at- or below-grade stabilization system to secure each new planting by the root ball unless otherwise indicated.
  1. Wood Hold-Down Method: Place vertical stakes against side of root ball and drive them into subsoil; place horizontal wood hold-down stake across top of root ball and screw at each end to one of the vertical stakes.
    - a. Install stakes of length required to penetrate at least to the dimension indicated on Drawings below bottom of backfilled excavation. Saw stakes off at horizontal stake.
    - b. Install screws through horizontal hold-down and penetrating at least **1 inch** into stakes. Predrill holes if necessary to prevent splitting wood.
    - c. Install second set of stakes on other side of root trunk for larger trees.
  2. Proprietary Root-Ball Stabilization Device: Install root-ball stabilization system sized and positioned as recommended by manufacturer unless otherwise indicated and according to manufacturer's written instructions.
- D. Palm Bracing: Install bracing system at three or more places equally spaced around perimeter of trunk to secure each palm until established unless otherwise indicated.
  1. Site-Fabricated Palm-Bracing Method:
    - a. Place battens over padding and secure battens in place around trunk perimeter with at least two straps, tightened to prevent displacement. Ensure that straps do not contact trunk.
    - b. Place diagonal braces and cut to length. Secure upper ends of diagonal braces with galvanized nails into battens or into nail-attached blocks on battens. Do not drive nails, screws, or other securing devices into palm trunk; do not penetrate palm trunk in any fashion. Secure lower ends of diagonal braces with stakes driven into ground to prevent outward slippage of braces.
  2. Proprietary Palm-Bracing Device: Install palm-bracing system sized and positioned as recommended by manufacturer unless otherwise indicated and according to manufacturer's written instructions.

### 3.8 GROUND COVER AND PLANT PLANTING

- A. Set out and space ground cover and plants other than trees, shrubs, and vines as indicated on Drawings in even rows with triangular spacing.

- B. Use planting soil for backfill.
- C. Dig holes large enough to allow spreading of roots.
- D. For rooted cutting plants supplied in flats, plant each in a manner that minimally disturbs the root system but to a depth not less than two nodes.
- E. Work soil around roots to eliminate air pockets and leave a slight saucer indentation around plants to hold water.
- F. Water thoroughly after planting, taking care not to cover plant crowns with wet soil.
- G. Protect plants from hot sun and wind; remove protection if plants show evidence of recovery from transplanting shock.

### 3.9 PLANTING AREA MULCHING

- A. Mulch backfilled surfaces of planting areas and other areas indicated.
  - 1. Trees and Treelike Shrubs in Turf Areas: Apply organic mulch ring of **3-inch** average thickness, with **12-inch** radius around trunks or stems. Do not place mulch within **6 inches** of trunks or stems.
  - 2. Organic Mulch in Planting Areas: Apply **3-inch** average thickness of organic mulch extending **12 inches** beyond edge of individual planting pit or trench and over whole surface of planting area, and finish level with adjacent finish grades. Do not place mulch within **3 inches** of trunks or stems.
  - 3. Mineral Mulch in Planting Areas: Apply **3-inch** average thickness of mineral mulch extending **12 inches** beyond edge of individual planting pit or trench and over whole surface of planting area, and finish level with adjacent finish grades. Do not place mulch within **3 inches** of trunks or stems.

### 3.10 EDGING INSTALLATION

- A. Shovel-Cut Edging: Separate mulched areas from turf areas , curbs, and paving with a 45-degree, **4- to 6-inch-** deep, shovel-cut edge as indicated on Drawings.

### 3.11 PLANT MAINTENANCE

- A. Maintain plantings by pruning, cultivating, watering, weeding, fertilizing, mulching, restoring planting saucers, adjusting and repairing tree-stabilization devices, resetting to proper grades or vertical position, and performing other operations as required to establish healthy, viable plantings.
- B. Fill in, as necessary, soil subsidence that may occur because of settling or other processes. Replace mulch materials damaged or lost in areas of subsidence.

- C. Apply treatments as required to keep plant materials, planted areas, and soils free of pests and pathogens or disease. Use integrated pest management practices when possible to minimize use of pesticides and reduce hazards. Treatments include physical controls such as hosing off foliage, mechanical controls such as traps, and biological control agents.

### 3.12 REPAIR AND REPLACEMENT

- A. General: Repair or replace existing or new trees and other plants that are damaged by construction operations, in a manner approved by Architect.
  - 1. Submit details of proposed pruning and repairs.
  - 2. Perform repairs of damaged trunks, branches, and roots within 24 hours, if approved.
  - 3. Replace trees and other plants that cannot be repaired and restored to full-growth status, as determined by Architect.

### 3.13 CLEANING AND PROTECTION

- A. During planting, keep adjacent paving and construction clean and work area in an orderly condition. Clean wheels of vehicles before leaving site to avoid tracking soil onto roads, walks, or other paved areas.
- B. Remove surplus soil and waste material including excess subsoil, unsuitable soil, trash, and debris and legally dispose of them off Owner's property.
- C. Protect plants from damage due to landscape operations and operations of other contractors and trades. Maintain protection during installation and maintenance periods. Treat, repair, or replace damaged plantings.
- D. After installation and before Substantial Completion, remove nursery tags, nursery stakes, tie tape, labels, wire, burlap, and other debris from plant material, planting areas, and Project site.
- E. At time of Substantial Completion, verify that tree-watering devices are in good working order and leave them in place. Replace improperly functioning devices.

### 3.14 MAINTENANCE SERVICE

END OF SECTION 329300

"General Decision Number: RI20220001 02/25/2022

Superseded General Decision Number: RI20210001

State: Rhode Island

Construction Types: Building, Heavy (Heavy and Marine) and Highway

Counties: Rhode Island Statewide.

BUILDING CONSTRUCTION PROJECTS (does not include residential construction consisting of single family homes and apartments up to and including 4 stories) HEAVY, HIGHWAY AND MARINE CONSTRUCTION PROJECTS

Note: Contracts subject to the Davis-Bacon Act are generally required to pay at least the applicable minimum wage rate required under Executive Order 14026 or Executive Order 13658. Please note that these Executive Orders apply to covered contracts entered into by the federal government that are subject to the Davis-Bacon Act itself, but do not apply to contracts subject only to the Davis-Bacon Related Acts, including those set forth at 29 CFR 5.1(a)(2)-(60).

<p>If the contract is entered into on or after January 30, 2022, or the contract is renewed or extended (e.g., an option is exercised) on or after January 30, 2022:</p>	<ul style="list-style-type: none"> <li>. Executive Order 14026 generally applies to the contract.</li> <li>. The contractor must pay all covered workers at least \$15.00 per hour (or the applicable wage rate listed on this wage determination, if it is higher) for all hours spent performing on the contract in 2022.</li> </ul>
<p>If the contract was awarded on or between January 1, 2015 and January 29, 2022, and the contract is not renewed or extended on or after January 30, 2022:</p>	<ul style="list-style-type: none"> <li>. Executive Order 13658 generally applies to the contract.</li> <li>. The contractor must pay all covered workers at least \$11.25 per hour (or the applicable wage rate listed on this wage determination,</li> </ul>

	if it is higher) for all hours spent performing on that contract in 2022.
--	---

The applicable Executive Order minimum wage rate will be adjusted annually. If this contract is covered by one of the Executive Orders and a classification considered necessary for performance of work on the contract does not appear on this wage determination, the contractor must still submit a conformance request.

Additional information on contractor requirements and worker protections under the Executive Orders is available at <https://www.dol.gov/agencies/whd/government-contracts>.

Modification Number	Publication Date
0	01/07/2022
1	01/21/2022
2	02/18/2022
3	02/25/2022

ASBE0006-006 12/01/2019

Rates	Fringes
-------	---------

#### HAZARDOUS MATERIAL HANDLER

(Includes preparation, wetting, stripping, removal scrapping, vacuuming, bagging & disposing of all insulation materials, whether they contain asbestos or not, from mechanical systems).....\$ 36.60

22.40

-----  
ASBE0006-008 09/01/2021

Rates	Fringes
-------	---------

#### Asbestos Worker/Insulator

Includes application of all insulating materials, protective coverings, coatings & finishes to all types of mechanical systems.\$ 45.00

32.89

-----  
BOIL0029-001 01/01/2021

	Rates	Fringes
BOILERMAKER.....	\$ 45.87	29.02
-----		
BRRIO003-001 06/01/2020		

	Rates	Fringes
Bricklayer, Stonemason, Pointer, Caulker & Cleaner.....	\$ 42.55	28.02
-----		
BRRIO003-002 03/01/2020		

	Rates	Fringes
Marble Setter, Terrazzo Worker & Tile Setter.....	\$ 40.78	28.92
-----		
BRRIO003-003 03/01/2020		

	Rates	Fringes
Marble, Tile & Terrazzo Finisher.....	\$ 34.10	27.88
-----		
CARP0330-001 01/01/2021		

	Rates	Fringes
CARPENTER (Includes Soft Floor Layer).....	\$ 39.72	28.66
Diver Tender.....	\$ 40.72	28.66
DIVER.....	\$ 51.47	28.66
Piledriver.....	\$ 39.72	28.66
WELDER.....	\$ 40.72	28.66

#### FOOTNOTES:

When not diving or tending the diver, the diver and diver tender shall receive the piledriver rate. Diver tenders shall receive \$1.00 per hour above the pile driver rate when tending the diver.

Work on free-standing stacks, concrete silos & public utility electrical power houses, which are over 35 ft. in height when constructed: \$.50 per hour additional.

Work on exterior concrete shear wall gang forms, 45 ft. or more above ground elevation or on setback: \$.50 per hour

additional.

The designated piledriver, known as the ""monkey"": \$1.00 per hour additional.

-----  
CARP1121-002 01/06/2020

	Rates	Fringes
MILLWRIGHT.....	\$ 39.07	29.15

-----

ELEC0099-002 06/02/2021

	Rates	Fringes
ELECTRICIAN.....	\$ 43.61	54.71%
Teledata System Installer.....	\$ 32.71	12.57%+14.93

#### FOOTNOTES:

Work of a hazardous nature, or where the work height is 30 ft. or more from the floor, except when working OSHA-approved lifts: 20% per hour additional.

Work in tunnels below ground level in combined sewer outfall: 20% per hour additional.

-----  
ELEV0039-001 01/01/2022

	Rates	Fringes
ELEVATOR MECHANIC.....	\$ 56.91	36.885+a+b

#### FOOTNOTES:

A. PAID HOLIDAYS: New Years Day; Memorial Day; Independence Day; Labor Day; Veterans' Day; Thanksgiving Day; the Friday after Thanksgiving Day; and Christmas Day.

B. Employer contributes 8% basic hourly rate for 5 years or more of service of 6% basic hourly rate for 6 months to 5 years of service as vacation pay credit.

-----  
ENGI0057-001 12/01/2021

Rates	Fringes
-------	---------

Operating Engineer: (power plants, sewer treatment plants, pumping stations, tunnels, caissons, piers, docks, bridges, wind turbines, subterranean & other marine and heavy construction work)

GROUP 1.....	\$ 43.55	28.25+a
GROUP 2.....	\$ 41.55	28.25+a
GROUP 3.....	\$ 37.17	28.25+a
GROUP 4.....	\$ 34.32	28.25+a
GROUP 5.....	\$ 40.60	28.25+a
GROUP 6.....	\$ 31.40	28.25+a
GROUP 7.....	\$ 25.40	28.25+a
GROUP 8.....	\$ 37.25	28.25+a
GROUP 9.....	\$ 41.17	28.25+a

a. BOOM LENGTHS, INCLUDING JIBS:

150 feet and over + \$ 2.00  
 180 feet and over + \$ 3.00  
 210 feet and over + \$ 4.00  
 240 feet and over + \$ 5.00  
 270 feet and over + \$ 7.00  
 300 feet and over + \$ 8.00  
 350 feet and over + \$ 9.00  
 400 feet and over + \$10.00

a. PAID HOLIDAYS:

New Year's Day, President's Day, Memorial Day, July Fourth, Victory Day, Labor Day, Columbus Day, Veterans Day, Thanksgiving Day, Christmas Day. a: Any employee who works 3 days in the week in which a holiday falls shall be paid for the holiday.

a. FOOTNOTES:

Hazmat work: \$2.00 per hour additional.  
 Tunnel/Shaft work: \$5.00 per hour additional.

POWER EQUIPMENT OPERATORS CLASSIFICATIONS

GROUP 1: Cranes, lighters, boom trucks and derricks

GROUP 2: Digging machine, Ross Carrier, locomotive, hoist, elevator, bidwell-type machine, shot & water blasting machine, paver, spreader, graders, front end loader (3 yds.



and over), vibratory hammer & vacuum truck, roadheaders, forklifts, economobile type equipment, tunnel boring machines, concrete pump and on site concrete plants.

GROUP 3: Oilers on cranes.

GROUP 4: Oiler on crawler backhoe.

GROUP 5: Bulldozer, bobcats, skid steer loader, tractor, scraper, combination loader backhoe, roller, front end loader (less than 3 yds.), street and mobile-powered sweeper (3-yd. capacity), 8-ft. sweeper minimum 65 HP).

GROUP 6: Well-point installation crew.

GROUP 7: Utility Engineers and Signal Persons

GROUP 8: Heater, concrete mixer, stone crusher, welding machine, generator and light plant, gas and electric driven pump and air compressor.

GROUP 9: Boat & tug operator.

-----  
ENGI0057-002 11/01/2021

	Rates	Fringes
Power Equipment Operator (highway construction projects; water and sewerline projects which are incidental to highway construction projects; and bridge projects that do not span water)		
GROUP 1.....	\$ 36.70	28.25+a
GROUP 2.....	\$ 31.40	28.25+a
GROUP 3.....	\$ 25.40	28.25+a
GROUP 4.....	\$ 31.98	28.25+a
GROUP 5.....	\$ 35.68	28.25+a
GROUP 6.....	\$ 35.30	28.25+a
GROUP 7.....	\$ 30.95	28.25+a
GROUP 8.....	\$ 32.33	28.25+a
GROUP 9.....	\$ 34.28	28.25+a

a. FOOTNOTE: a. Any employee who works three days in the week in which a holiday falls shall be paid for the holiday.

a. PAID HOLIDAYS: New Year's Day, President's Day, Memorial

Day, July Fourth, Victory Day, Labor Day, Columbus Day, Veterans Day, Thanksgiving Day & Christmas Day.

## POWER EQUIPMENT OPERATOR CLASSIFICATIONS

GROUP 1: Digging machine, crane, piledriver, lighter, locomotive, derrick, hoist, boom truck, John Henry's, directional drilling machine, cold planer, reclaimer, paver, spreader, grader, front end loader (3 yds. and over), vacuum truck, test boring machine operator, veemere saw, water blaster, hydro-demolition robot, forklift, economobile, Ross Carrier, concrete pump operator and boats

GROUP 2: Well point installation crew

GROUP 3: Utility engineers and signal persons

GROUP 4: Oiler on cranes

GROUP 5: Combination loader backhoe, front end loader (less than 3 yds.), forklift, bulldozers & scrapers and boats

GROUP 6: Roller, skid steer loaders, street sweeper

GROUP 7: Gas and electric drive heater, concrete mixer, light plant, welding machine, pump & compressor

GROUP 8: Stone crusher

GROUP 9: Mechanic & welder

-----  
ENGI0057-003 12/01/2021

## BUILDING CONSTRUCTION

	Rates	Fringes
Power Equipment Operator		
GROUP 1.....	\$ 42.82	28.25+a
GROUP 2.....	\$ 40.82	28.25+a
GROUP 3.....	\$ 40.60	28.25+a
GROUP 4.....	\$ 36.60	28.25+a
GROUP 5.....	\$ 33.75	28.25+a
GROUP 6.....	\$ 39.90	28.25+a
GROUP 7.....	\$ 39.47	28.25+a
GROUP 8.....	\$ 36.79	28.25+a

a. BOOM LENGTHS, INCLUDING JIBS:

150 ft. and over: + \$ 2.00  
180 ft. and over: + \$ 3.00  
210 ft. and over: + \$ 4.00  
240 ft. and over: + \$ 5.00  
270 ft. and over: + \$ 7.00  
300 ft. and over: + \$ 8.00  
350 ft. and over: + \$ 9.00  
400 ft. and over: + \$10.00

a. PAID HOLIDAYS: New Year's Day, President's Day, Memorial Day, July Fourth, Victory Day, Labor Day, Columbus Day, Veterans Day, Thanksgiving Day & Christmas Day. a: Any employee who works 3 days in the week in which a holiday falls shall be paid for the holiday.

a. FOOTNOTE: Hazmat work: \$2.00 per hour additional.  
Tunnel/Shaft work: \$5.00 per hour additional.

#### POWER EQUIPMENT OPERATORS CLASSIFICATIONS

GROUP 1: Cranes, lighters, boom trucks and derricks.

GROUP 2: Digging machine, Ross carrier, locomotive, hoist, elevator, bidwell-type machine, shot & water blasting machine, paver, spreader, front end loader (3 yds. and over), vibratory hammer and vacuum truck

GROUP 3: Telehandler equipment, forklift, concrete pump & on-site concrete plant

GROUP 4: Fireman & oiler on cranes

GROUP 5: Oiler on crawler backhoe

GROUP 6: Bulldozer, skid steer loaders, bobcats, tractor, grader, scraper, combination loader backhoe, roller, front end loader (less than 3 yds.), street and mobile powered sweeper (3 yds. capacity), 8-ft. sweeper (minimum 65 hp)

GROUP 7: Well point installation crew

GROUP 8: Heater, concrete mixer, stone crusher, welding machine, generator for light plant, gas and electric driven pump & air compressor

-----  
IRON0037-001 09/16/2021

	Rates	Fringes
IRONWORKER.....	\$ 38.21	30.58
-----		
LABO0271-001 05/30/2021		

## BUILDING CONSTRUCTION

	Rates	Fringes
LABORER		
GROUP 1.....	\$ 33.55	26.15
GROUP 2.....	\$ 33.80	26.15
GROUP 3.....	\$ 34.30	26.15
GROUP 4.....	\$ 34.55	26.15
GROUP 5.....	\$ 35.55	26.15

## LABORERS CLASSIFICATIONS

GROUP 1: Laborer, Carpenter Tender, Mason Tender, Cement Finisher Tender, Scaffold Erector, Wrecking Laborer, Asbestos Removal [Non-Mechanical Systems]

GROUP 2: Asphalt Raker, Adzemen, Pipe Trench Bracer, Demolition Burner, Chain Saw Operator, Fence & Guard Rail Erector, Setter of Metal Forms for Roadways, Mortar Mixer, Pipelayer, Riprap & Dry Stonewall Builder, Highway Stone Spreader, Pneumatic Tool Operator, Wagon Drill Operator, Tree Trimmer, Barco-Type Jumping Tamper, Mechanical Grinder Operator

GROUP 3: Pre-Cast Floor & Roof Plank Erectors

GROUP 4: Air Track Operator, Hydraulic & Similar Self-Powered Drill, Block Paver, Rammer, Curb Setter, Powderman & Blaster

GROUP 5: Toxic Waste Remover

-----  
LABO0271-002 05/30/2021

## HEAVY AND HIGHWAY CONSTRUCTION

	Rates	Fringes
LABORER		
COMPRESSED AIR		
Group 1.....	\$ 53.45	24.15

Group 2.....	\$ 50.98	24.15
Group 3.....	\$ 40.50	24.15
FREE AIR		
Group 1.....	\$ 44.05	24.15
Group 2.....	\$ 43.05	24.15
Group 3.....	\$ 40.50	24.15
LABORER		
Group 1.....	\$ 33.55	24.15
Group 2.....	\$ 33.80	24.15
Group 3.....	\$ 34.55	24.15
Group 4.....	\$ 27.05	24.15
Group 5.....	\$ 35.55	24.15
OPEN AIR CAISSON, UNDERPINNING WORK AND BORING CREW		
Bottom Man.....	\$ 39.55	24.15
Top Man & Laborer.....	\$ 38.60	24.15
TEST BORING		
Driller.....	\$ 40.00	24.15
Laborer.....	\$ 38.60	24.15

#### LABORER CLASSIFICATIONS

GROUP 1: Laborer; Carpenter tender; Cement finisher tender; Wrecking laborer; Asbestos removers [non-mechanical systems]; Plant laborer; Driller in quarries

GROUP 2: Adzeperson; Asphalt raker; Barcotype jumping tamper; Chain saw operators; Concrete and power buggy operator; Concrete saw operator; Demolition burner; Fence and guard rail erector; Highway stone spreader; Laser beam operator; Mechanical grinder operator; Mason tender; Mortar mixer; Pneumatic tool operator; Riprap and dry stonewall builder; Scaffold erector; Setter of metal forms for roadways; Wagon drill operator; Wood chipper operator; Pipelayer; Pipe trench bracer

GROUP 3: Air track drill operator; Hydraulic and similar powered drills; Brick paver; Block paver; Rammer and curb setter; Powderperson and blaster

GROUP 4: Flagger & signaler

GROUP 5: Toxic waste remover

#### LABORER - COMPRESSED AIR CLASSIFICATIONS

GROUP 1: Mucking machine operator, tunnel laborer, brake person, track person, miner, grout person, lock tender,

gauge tender, miner: motor person & all others in compressed air

GROUP 2: Change house attendant, powder watchperson, top person on iron

GROUP 3: Hazardous waste work within the ""HOT"" zone

#### LABORER - FREE AIR CLASSIFICATIONS

GROUP 1: Grout person - pumps, brake person, track person, form mover & stripper (wood & steel), shaft laborer, laborer topside, outside motorperson, miner, conveyor operator, miner welder, heading motorperson, erecting operator, mucking machine operator, nozzle person, rodperson, safety miner, shaft & tunnel, steel & rodperson, mole nipper, concrete worker, form erector (wood, steel and all accessories), cement finisher (this type of work only), top signal person, bottom person (when heading is 50' from shaft), burner, shield operator and TBM operator

GROUP 2: Change house attendant, powder watchperson

GROUP 3: Hazardous waste work within the ""HOT"" zone

-----  
PAIN0011-005 06/01/2021

	Rates	Fringes
PAINTER		
Brush and Roller.....	\$ 36.42	22.90
Epoxy, Tanks, Towers, Swing Stage & Structural Steel.....	\$ 38.42	22.90
Spray, Sand & Water Blasting.....	\$ 39.42	22.90
Taper.....	\$ 37.17	22.90
Wall Coverer.....	\$ 36.92	22.90

-----  
PAIN0011-006 06/01/2021

	Rates	Fringes
GLAZIER.....	\$ 39.98	22.90

FOOTNOTES:

SWING STAGE: \$1.00 per hour additional.

PAID HOLIDAYS: Labor Day & Christmas Day.

-----  
PAIN0011-011 06/01/2021

	Rates	Fringes
Painter (Bridge Work).....	\$ 54.00	22.90

-----  
PAIN0035-008 06/01/2011

	Rates	Fringes
Sign Painter.....	\$ 24.79	13.72

-----  
PLAS0040-001 06/03/2019

#### BUILDING CONSTRUCTION

	Rates	Fringes
CEMENT MASON/CONCRETE FINISHER...	\$ 36.00	27.15

FOOTNOTE: Cement Mason: Work on free swinging scaffolds under 3 planks width and which is 20 or more feet above ground and any offset structure: \$.30 per hour additional.

-----  
PLAS0040-002 07/01/2019

#### HEAVY AND HIGHWAY CONSTRUCTION

	Rates	Fringes
CEMENT MASON/CONCRETE FINISHER...	\$ 32.85	22.20

-----  
PLAS0040-003 07/01/2019

	Rates	Fringes
PLASTERER.....	\$ 37.55	27.50

-----  
PLUM0051-002 08/30/2021

	Rates	Fringes
Plumbers and Pipefitters.....	\$ 46.49	31.40

-----  
 ROOF0033-004 12/01/2021

	Rates	Fringes
ROOFER.....	\$ 40.40	29.06

-----

SFRI0669-001 01/01/2022

	Rates	Fringes
SPRINKLER FITTER.....	\$ 47.55	27.14

-----

SHEE0017-002 12/01/2020

	Rates	Fringes
Sheet Metal Worker.....	\$ 38.58	36.73

-----

TEAM0251-001 05/01/2019

#### HEAVY AND HIGHWAY CONSTRUCTION

	Rates	Fringes
TRUCK DRIVER		
GROUP 1.....	\$ 27.96	26.8525+A+B+C
GROUP 2.....	\$ 27.61	26.8525+A+B+C
GROUP 3.....	\$ 27.66	26.8525+A+B+C
GROUP 4.....	\$ 27.71	26.8525+A+B+C
GROUP 5.....	\$ 27.81	26.8525+A+B+C
GROUP 6.....	\$ 28.21	26.8525+A+B+C
GROUP 7.....	\$ 28.41	26.8525+A+B+C
GROUP 8.....	\$ 27.91	26.8525+A+B+C
GROUP 9.....	\$ 28.16	26.8525+A+B+C
GROUP 10.....	\$ 27.96	26.8525+A+B+C

#### FOOTNOTES:

A. Paid Holidays: New Year's Day, Memorial Day, Independence Day, Labor Day, Thanksgiving Day and Christmas Day, plus Presidents' Day, Columbus Day, Veteran's Day & V-J Day, providing the employee has worked at least one day in the calendar week in which the holiday falls.

B. Employee who has been on the payroll for 1 year or more but less than 5 years and has worked 150 Days during the last year of employment shall receive 1 week's paid vacation; 5 to 10 years - 2 weeks' paid vacation; 10 or



more years - 3 week's paid vacation.

C. Employees on the seniority list shall be paid a one hundred dollar (\$100.00) bonus for every four hundred (400) hours worked, up to a maximum of five hundred dollars (\$500.00)

All drivers working on a defined hazard material job site shall be paid a premium of \$2.00 per hour over applicable rate.

#### TRUCK DRIVER CLASSIFICATIONS

GROUP 1: Pick-up trucks, station wagons, & panel trucks

GROUP 2: Two-axle on low beds

GROUP 3: Two-axle dump truck

GROUP 4: Three-axle dump truck

GROUP 5: Four- and five-axle equipment

GROUP 6: Low-bed or boom trailer.

GROUP 7: Trailers when used on a double hook up (pulling 2 trailers)

GROUP 8: Special earth-moving equipment, under 35 tons

GROUP 9: Special earth-moving equipment, 35 tons or over

GROUP 10: Tractor trailer

-----  
WELDERS - Receive rate prescribed for craft performing operation to which welding is incidental.

=====  
Note: Executive Order (EO) 13706, Establishing Paid Sick Leave for Federal Contractors applies to all contracts subject to the Davis-Bacon Act for which the contract is awarded (and any solicitation was issued) on or after January 1, 2017. If this contract is covered by the EO, the contractor must provide employees with 1 hour of paid sick leave for every 30 hours they work, up to 56 hours of paid sick leave each year. Employees must be permitted to use paid sick leave for their

own illness, injury or other health-related needs, including preventive care; to assist a family member (or person who is like family to the employee) who is ill, injured, or has other health-related needs, including preventive care; or for reasons resulting from, or to assist a family member (or person who is like family to the employee) who is a victim of, domestic violence, sexual assault, or stalking. Additional information on contractor requirements and worker protections under the EO is available at

<https://www.dol.gov/agencies/whd/government-contracts>.

Unlisted classifications needed for work not included within the scope of the classifications listed may be added after award only as provided in the labor standards contract clauses (29CFR 5.5 (a) (1) (ii)).

-----

The body of each wage determination lists the classification and wage rates that have been found to be prevailing for the cited type(s) of construction in the area covered by the wage determination. The classifications are listed in alphabetical order of ""identifiers"" that indicate whether the particular rate is a union rate (current union negotiated rate for local), a survey rate (weighted average rate) or a union average rate (weighted union average rate).

### Union Rate Identifiers

A four letter classification abbreviation identifier enclosed in dotted lines beginning with characters other than ""SU"" or ""UAVG"" denotes that the union classification and rate were prevailing for that classification in the survey. Example: PLUM0198-005 07/01/2014. PLUM is an abbreviation identifier of the union which prevailed in the survey for this classification, which in this example would be Plumbers. 0198 indicates the local union number or district council number where applicable, i.e., Plumbers Local 0198. The next number, 005 in the example, is an internal number used in processing the wage determination. 07/01/2014 is the effective date of the most current negotiated rate, which in this example is July 1, 2014.

Union prevailing wage rates are updated to reflect all rate changes in the collective bargaining agreement (CBA) governing this classification and rate.

## Survey Rate Identifiers

Classifications listed under the ""SU"" identifier indicate that no one rate prevailed for this classification in the survey and the published rate is derived by computing a weighted average rate based on all the rates reported in the survey for that classification. As this weighted average rate includes all rates reported in the survey, it may include both union and non-union rates. Example: SULA2012-007 5/13/2014. SU indicates the rates are survey rates based on a weighted average calculation of rates and are not majority rates. LA indicates the State of Louisiana. 2012 is the year of survey on which these classifications and rates are based. The next number, 007 in the example, is an internal number used in producing the wage determination. 5/13/2014 indicates the survey completion date for the classifications and rates under that identifier.

Survey wage rates are not updated and remain in effect until a new survey is conducted.

## Union Average Rate Identifiers

Classification(s) listed under the UAVG identifier indicate that no single majority rate prevailed for those classifications; however, 100% of the data reported for the classifications was union data. EXAMPLE: UAVG-OH-0010 08/29/2014. UAVG indicates that the rate is a weighted union average rate. OH indicates the state. The next number, 0010 in the example, is an internal number used in producing the wage determination. 08/29/2014 indicates the survey completion date for the classifications and rates under that identifier.

A UAVG rate will be updated once a year, usually in January of each year, to reflect a weighted average of the current negotiated/CBA rate of the union locals from which the rate is based.

---

## WAGE DETERMINATION APPEALS PROCESS

1.) Has there been an initial decision in the matter? This can be:

- \* an existing published wage determination
- \* a survey underlying a wage determination
- \* a Wage and Hour Division letter setting forth a position on

a wage determination matter

- \* a conformance (additional classification and rate) ruling

On survey related matters, initial contact, including requests for summaries of surveys, should be with the Wage and Hour National Office because National Office has responsibility for the Davis-Bacon survey program. If the response from this initial contact is not satisfactory, then the process described in 2.) and 3.) should be followed.

With regard to any other matter not yet ripe for the formal process described here, initial contact should be with the Branch of Construction Wage Determinations. Write to:

Branch of Construction Wage Determinations  
Wage and Hour Division  
U.S. Department of Labor  
200 Constitution Avenue, N.W.  
Washington, DC 20210

2.) If the answer to the question in 1.) is yes, then an interested party (those affected by the action) can request review and reconsideration from the Wage and Hour Administrator (See 29 CFR Part 1.8 and 29 CFR Part 7). Write to:

Wage and Hour Administrator  
U.S. Department of Labor  
200 Constitution Avenue, N.W.  
Washington, DC 20210

The request should be accompanied by a full statement of the interested party's position and by any information (wage payment data, project description, area practice material, etc.) that the requestor considers relevant to the issue.

3.) If the decision of the Administrator is not favorable, an interested party may appeal directly to the Administrative Review Board (formerly the Wage Appeals Board). Write to:

Administrative Review Board  
U.S. Department of Labor  
200 Constitution Avenue, N.W.  
Washington, DC 20210

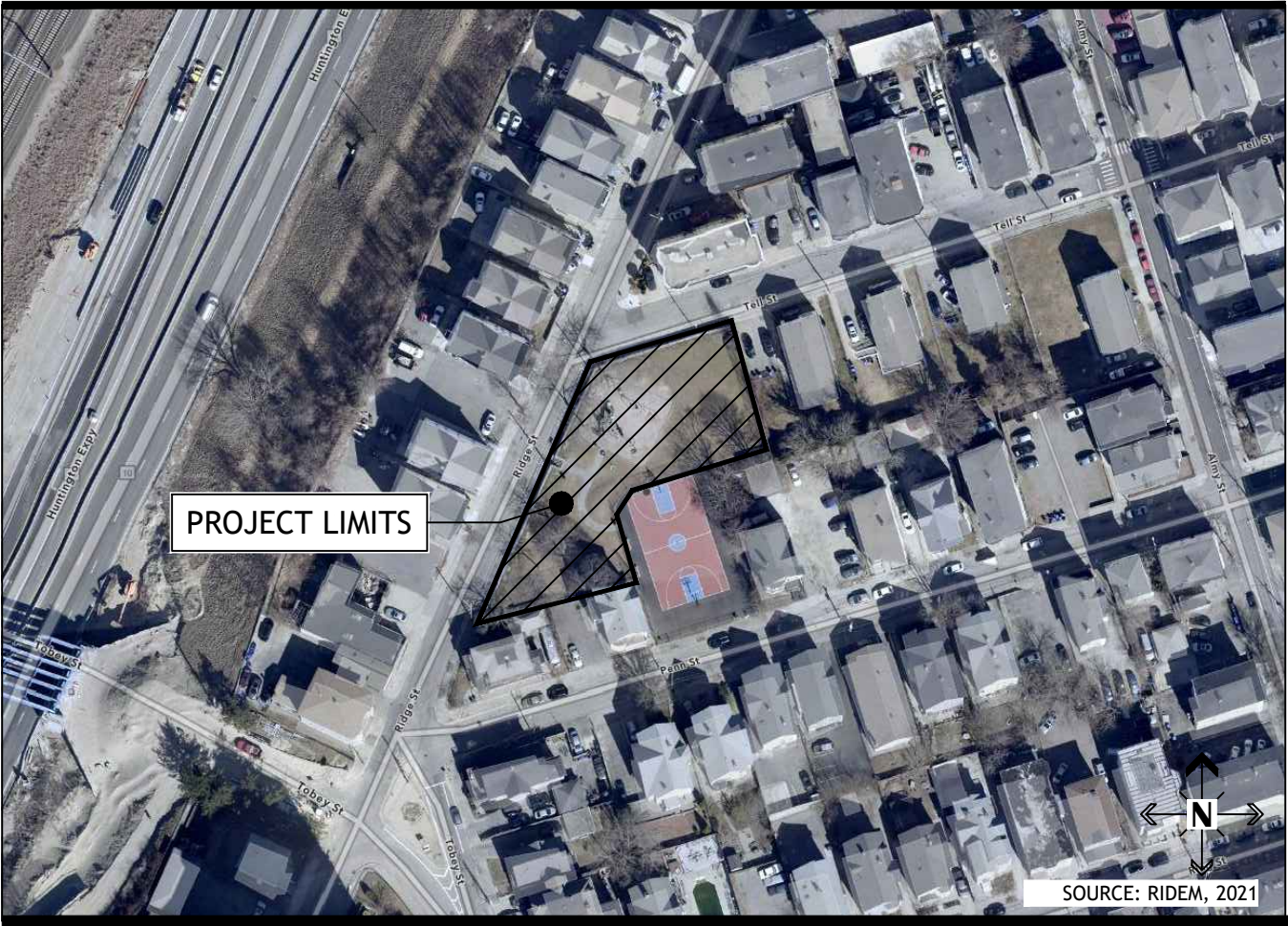
4.) All decisions by the Administrative Review Board are final.

=====

END OF GENERAL DECISIO"







# RIDGE STREET PLAYGROUND FURNISHINGS

HONORABLE  
JORGE O. ELORZA,  
MAYOR

WENDY NILSSON,  
SUPERINTENDENT OF PARKS

RACHEL MILLER  
CITY COUNCILOR



PROVIDENCE  
PARKS DEPARTMENT

DALRYMPLE BOATHOUSE  
ROGER WILLIAMS PARK  
PROVIDENCE, RI 02905

COPYRIGHT (C) CITY OF PROVIDENCE PARKS DEPARTMENT. ALL RIGHTS RESERVED 2021.

NO PART OF THIS DOCUMENT MAY BE REPRODUCED, STORED IN A RETRIEVAL SYSTEM OR TRANSMITTED IN ANY FORM OR BY ANY MEANS, ELECTRONIC, MECHANICAL, PHOTOCOPYING, RECORDING OR OTHERWISE WITHOUT THE PRIOR WRITTEN PERMISSION OF THE CITY OF PROVIDENCE PARKS DEPARTMENT. ANY MODIFICATIONS TO THIS DOCUMENT WITHOUT THE WRITTEN PERMISSION OF THE CITY OF PROVIDENCE PARKS DEPARTMENT SHALL RENDER IT INVALID AND UNUSABLE.

## GENERAL CONSTRUCTION NOTES

1. BASE INFORMATION OBTAINED FROM GOOGLE EARTH, GIS, (AND XYZ SURVEY, IF APPLICABLE) ALL EXISTING CONDITIONS ARE TO BE CONSIDERED APPROXIMATE. NO REGISTERED SURVEY WAS OBTAINED FOR THE PRODUCTION OF THE EXISTING CONDITIONS PLAN.
2. ANY ERRORS OR DISCREPANCIES ON THE DRAWINGS, SHOP DRAWINGS, AND DETAILS ARE TO BE BROUGHT TO THE ATTENTION OF THE OWNER'S REPRESENTATIVE BEFORE THE WORK HAS COMMENCED.
3. THE CONTRACTOR IS RESPONSIBLE FOR FIELD VERIFICATION OF ALL LOCATIONS AND DIMENSIONS. DISCREPANCIES BETWEEN LAYOUT DIMENSIONS ON PLANS AND ACTUAL MEASUREMENTS IN FIELD ARE TO BE REPORTED TO THE OWNER'S REPRESENTATIVE BEFORE CONSTRUCTION BEGINS.
4. THE CONTRACTOR SHALL NOTIFY THE OWNER'S REPRESENTATIVE PRIOR TO DEMOLITION OR INSTALLATION OF ANY PORTION OF THE SITE WORK .
5. THE CONTRACTOR SHALL STAKE OUT ALL LAYOUTS OF PROPOSED WORK FOR APPROVAL BY THE OWNER'S REPRESENTATIVE PRIOR TO COMMENCING WORK.
6. THE CONTRACTOR SHALL BE RESPONSIBLE FOR ESTABLISHING AND MAINTAINING ALL CONTROL POINTS AND BENCHMARKS DURING CONSTRUCTION INCLUDING BENCHMARK LOCATIONS AND ELEVATIONS AT CRITICAL AREAS. THE LOCATION OF ALL CONTROL POINTS AND BENCHMARKS SHALL BE COORDINATED WITH THE OWNER'S REPRESENTATIVE.
7. UNLESS OTHERWISE SPECIFIED ON THE PLANS AND DETAILS/SPECIFICATIONS, ALL SITE CONSTRUCTION MATERIALS AND METHODOLOGIES ARE TO CONFORM TO THE MOST RECENT VERSION OF THE RHODE ISLAND DEPARTMENT OF TRANSPORTATION STANDARD SPECIFICATIONS (THE RHODE ISLAND DEPARTMENT OF TRANSPORTATION STANDARD SPECIFICATIONS FOR ROAD AND BRIDGE CONSTRUCTION 2015 EDITION).
8. CONSTRUCTION SHALL BE PERFORMED IN ACCORDANCE WITH APPLICABLE LAWS AND REGULATIONS REGARDING NOISE, VIBRATION, DUST, SEDIMENTATION CONTAINMENT, AND TRENCH WORK.
9. THE CONTRACTOR SHALL RESTORE ALL SURFACES EQUAL TO THEIR ORIGINAL CONDITION AFTER CONSTRUCTION IS COMPLETE. AREAS NOT DISTURBED BY CONSTRUCTION SHALL BE LEFT NATURAL. THE CONTRACTOR SHALL TAKE CARE TO PREVENT DAMAGE TO SHRUBS, TREES, AND OTHER LANDSCAPING OR NATURAL FEATURES, WHEREAS THE PLANS DO NOT SHOW ALL LANDSCAPING FEATURES. EXISTING CONDITIONS MUST BE VERIFIED BY THE CONTRACTOR IN ADVANCE OF THE WORK.
10. ALL UNPAVED AREAS DISTURBED BY THE WORK SHALL HAVE A MINIMUM OF 4-INCHES OF LOAM INSTALLED AND SEEDED WITH GRASS SEED AS SHOWN ON THE PLAN AND/OR DIRECTED BY THE LANDSCAPE ARCHITECT. THE CONTRACTOR SHALL BE RESPONSIBLE FOR WATERING ANY LOAM AND SEEDED AREAS UNTIL LAWN GROWTH IS ESTABLISHED AND APPROVED BY THE LANDSCAPE ARCHITECT AND/OR OWNER'S REPRESENTATIVE.
11. THE CONTRACTOR SHALL REGULARLY INSPECT THE PERIMETER OF THE PROPERTY TO CLEAN UP AND REMOVE ANY LOOSE CONSTRUCTION DEBRIS BEFORE IT LEAVES THE SITE. ALL DEMOLITION DEBRIS SHALL BE PROMPTLY REMOVED FROM THE SITE TO AN APPROVED DUMP SITE. ALL TRUCKS LEAVING THE SITE SHALL BE COVERED.
12. CONCRETE TRUCKS SHALL NOT BE WASHED ONSITE. ANY CEMENT OR CONCRETE DEBRIS LEFT IN THE DISTURBED AREA SHALL BE REMOVED BY HAND AT THE CONTRACTOR'S EXPENSE.
13. IF ANY DEVIATION OR ALTERATION OF THE WORK PROPOSED ON THESE DRAWINGS IS REQUIRED, THE CONTRACTOR IS TO IMMEDIATELY CONTACT AND COORDINATE WITH THE LANDSCAPE ARCHITECT AND THE OWNER'S REPRESENTATIVE.
14. AT THE END OF CONSTRUCTION, THE CONTRACTOR SHALL REMOVE ALL CONSTRUCTION DEBRIS AND SURPLUS MATERIAL FROM THE SITE. A THOROUGH INSPECTION OF THE WORK PERIMETER IS TO BE MADE AND ALL DISCARDED MATERIALS, BLOWN OR WATER CARRIED DEBRIS, SHALL BE COLLECTED AND REMOVED FROM THE SITE.
15. THE CONTRACTOR IS RESPONSIBLE FOR SECURING THE SITE FOR THE SAFETY OF THE GENERAL PUBLIC AND TO PROTECT PROPERTY AGAINST VANDALISM AND THEFT.
16. THE CONTRACTOR MUST OBTAIN ALL REQUIRED CITY, STATE AND FEDERAL PERMITS.
17. THE PROVIDENCE PARKS DEPARTMENT ASSUMES NO RESPONSIBILITY IF THE WORK IS NOT INSTALLED AS PER THE PLANS OR IF FIELD CHANGES ARE MADE WITHOUT THE KNOWLEDGE AND APPROVAL OF THE OWNER'S REPRESENTATIVE.
18. THE PROVIDENCE PARKS DEPARTMENT ASSUMES NO RESPONSIBILITY IF THE WORK IS NOT INSTALLED AS PER THE PLANS OR IF FIELD CHANGES ARE MADE WITHOUT THE KNOWLEDGE AND APPROVAL OF THE OWNER'S REPRESENTATIVE.

## PLANTING NOTES

1. ALL NEW PLANT MATERIALS SHALL CONFORM TO THE MINIMUM GUIDELINES ESTABLISHED FOR NURSERY STOCK PUBLISHED BY THE AMERICAN ASSOCIATION OF NURSERYMEN, INC. IN ADDITION, ALL NEW PLANT MATERIAL FOR THE PROJECT SHALL BE OF SPECIMEN QUALITY.
2. ALL NEW PLANTS TO BE BALLED AND BURLAPPED OR CONTAINER GROWN, UNLESS OTHERWISE NOTED ON THE PLANT LIST.
3. THE CONTRACTOR SHALL SUPPLY ALL NEW PLANT MATERIAL IN QUANTITIES SUFFICIENT TO COMPLETE THE PLANTING SHOWN ON THE DRAWINGS.
4. ANY PROPOSED SUBSTITUTIONS OF PLANT SPECIES SHALL BE MADE WITH PLANTS OF EQUIVALENT OVERALL FORM, HEIGHT, BRANCHING HABIT, FLOWER, LEAF, COLOR, FRUIT AND CULTURE, AND ONLY AFTER WRITTEN APPROVAL OF THE LANDSCAPE ARCHITECT.
5. ALL NEW PLANTS SHALL BE TAGGED AND APPROVED BY THE LANDSCAPE ARCHITECT AT THE NURSERY PRIOR TO DIGGING OR DELIVERY TO THE SITE.
6. CONTRACTOR SHALL LOCATE AND VERIFY ALL EXISTING UTILITY LINES PRIOR TO PLANTING AND SHALL REPORT ANY CONFLICTS TO THE LANDSCAPE ARCHITECT.
7. STAKE LOCATIONS OF ALL PROPOSED PLANTING FOR APPROVAL BY THE LANDSCAPE ARCHITECT PRIOR TO THE COMMENCEMENT OF PLANTING. INDIVIDUAL STAKES SHALL BE PLACED FOR TREES AND SHRUBS. EDGE OF PLANTING BEDS SHALL BE PAINTED. NOTIFY LANDSCAPE ARCHITECT 24 HOURS PRIOR TO DESIRED APPROVAL.
8. ALL NEW PLANTS SHALL BE SUPPLIED AND INSTALLED DURING THE PERIODS OF APRIL 1 - JUNE 15 AND/OR SEPTEMBER 1 - NOVEMBER 15 PER SPECIFICATIONS.
9. PREPARE ALL INDIVIDUAL TREE PITS AND SHRUB PLANTING BEDS TO A MINIMUM DEPTH OF EIGHTEEN INCHES (18") WITH SPECIFIED PLANTING MIX: 50% SCREENED TOPSOIL, 40% EXISTING SOIL AND 10% COMPOST. BLEND COMPOST INTO TOP 4" OF SOIL. PLANTING MIX SHALL BE FREE OF LUMPS, STONES, PLANTS, ROOTS, AND OTHER FOREIGN MATTER.
10. ALL SHRUB BEDS AND INDIVIDUAL TREE PITS SHALL RECEIVE THREE (3) INCHES OF BARK MULCH PER SPECIFICATIONS. PERENNIAL AND GROUNDCOVER BEDS SHALL RECEIVE TWO INCHES (2"). PROVIDE LANDSCAPE ARCHITECT WITH SAMPLE FOR APPROVAL.
11. ALL BURLAP, TWINE AND WIRE SHALL BE COMPLETELY REMOVED OR CUT AWAY AT TIME OF INSTALLATION.
12. PRUNE TREES IN ACCORDANCE WITH THE SPECIFICATIONS.
13. PLANT WARRANTY SHALL BE FOR ONE FULL GROWING SEASON FROM THE TIME OF INSTALL.
14. LANDSCAPE CONTRACTOR SHALL BE RESPONSIBLE FOR REPLACING ALL DAMAGED, STOLEN, DEAD, DECLINING OR LOST MATERIAL UNTIL COMPLETION OF MAINTENANCE PERIODS OR GUARANTEE PERIODS.
15. IF NO IRRIGATION SYSTEM IS PLANNED, AN APPROPRIATE WATERING SCHEDULE SHALL BE ESTABLISHED BY THE LANDSCAPE CONTRACTOR FOR ALL PLANT MATERIAL BASED UPON PLANT SPECIES REQUIREMENTS AND PROVIDED IN WRITING TO THE LANDSCAPE ARCHITECT AND OWNER FOR REVIEW AND APPROVAL. THE APPROVED SCHEDULE SHOULD BE FOLLOWED UNTIL COMPLETION OF PLANT MAINTENANCE PERIODS OR WARRANTY PERIODS.
16. ALL VEGETATION AND DEBRIS SHALL BE REMOVED FROM PROPOSED PLANTING AREAS PRIOR TO PLANTING AND BACKFILLING. CONTRACTOR SHALL REMOVE ALL WEEDS AND DEBRIS FROM SITE AS WORK PROGRESSES AND UNTIL COMPLETION OF PLANT MAINTENANCE PERIODS OR WARRANTY PERIODS.
17. ALL AREAS TO BE SEEDED OR SODDED SHALL RECEIVE SIX INCHES (6") OF LOAM, MEASURED AFTER INSTALLATION, PRIOR TO SEEDING.
18. ALL EXISTING LAWN AREAS DESIGNED TO REMAIN SHALL BE AERATED, FERTILIZED AND OVERSEEDED, AS DIRECTED BY THE LANDSCAPE ARCHITECT.
19. IN ADDITION TO LOCATIONS DEFINED FOR SEED ON THE PLANTING PLAN, THE CONTRACTOR SHALL BE RESPONSIBLE FOR SEEDING ANY DISTURBED AREAS.
20. A DETAILED PLANT MAINTENANCE MANUAL SHALL BE ESTABLISHED BY THE LANDSCAPE CONTRACTOR FOR ALL PLANT MATERIAL BASED UPON PLANT SPECIES REQUIREMENTS AND PROVIDED IN WRITING TO THE LANDSCAPE ARCHITECT AND OWNER FOR REVIEW AND APPROVAL. INFORMATION THEREIN SHALL INCLUDE REQUIRED PRUNING SCHEDULE, FERTILIZING AND PROPOSED INTEGRATED PEST MANAGEMENT (IPM) AS NECESSARY. THE APPROVED MAINTENANCE SHOULD BE FOLLOWED UNTIL COMPLETION OF PLANT MAINTENANCE PERIODS OR WARRANTY PERIODS.
21. LANDSCAPE CONTRACTOR IS RESPONSIBLE FOR MAINTAINING CLOSE COORDINATION WITH OWNER, GENERAL CONTRACTOR, RELATED SUBCONTRACTORS, LANDSCAPE ARCHITECT, AND ALL SITE WORK RELATED ITEMS.

## SHEET SCHEDULE

SHEET #	NAME
L-1	COVER SHEET
L-2	CONSTRUCTION PLAN & DETAILS
L-3	DUMOR FURNISHINGS CUT SHEETS

DATE					
REVISION					
NO.					

COVER SHEET

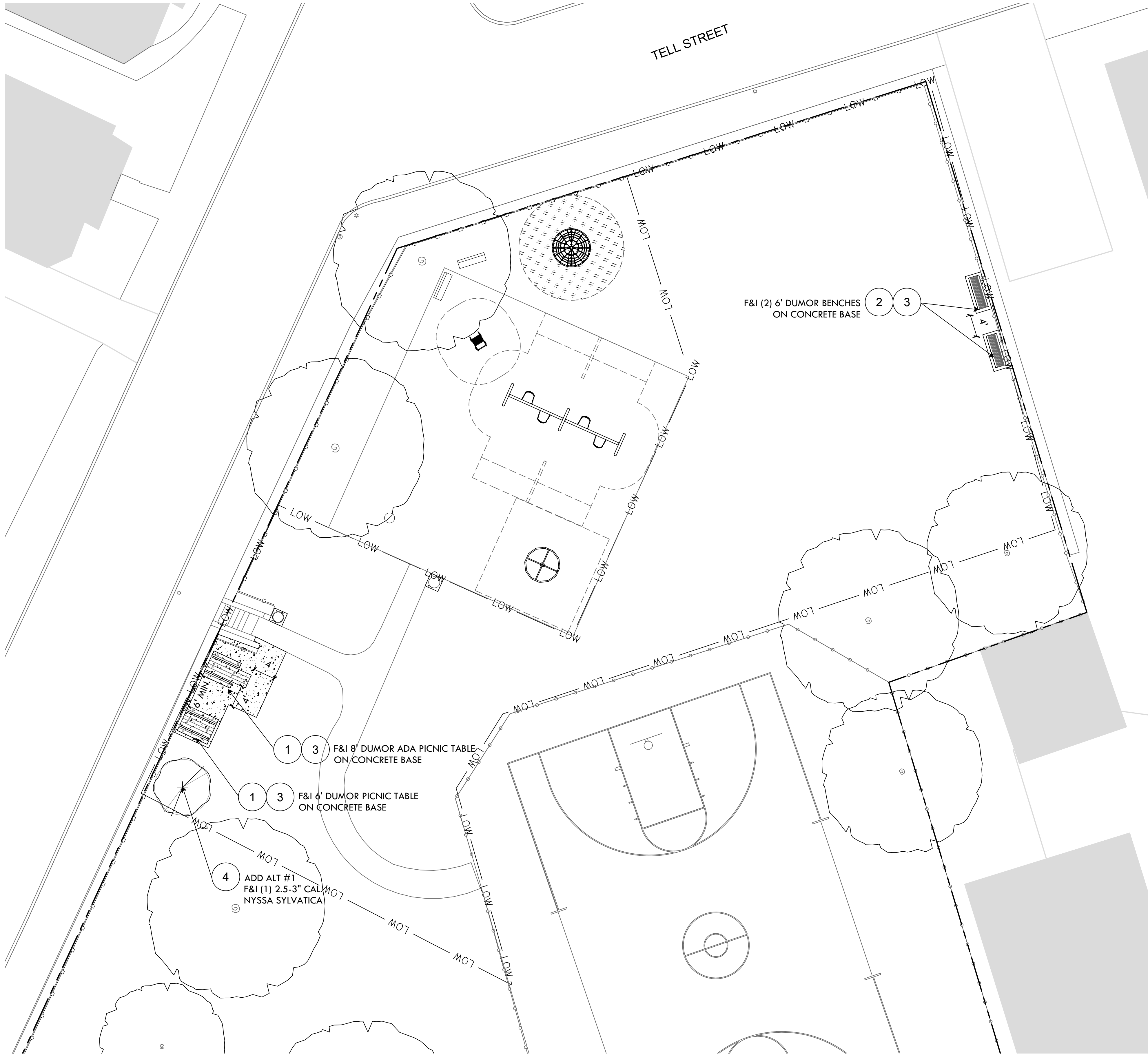
RIDGE STREET PLAYGROUND FURNISHINGS

126 RIDGE STREET, PROVIDENCE, RI 02909

FILE: Ridge Street Playground Furnishings\_CD.dwg

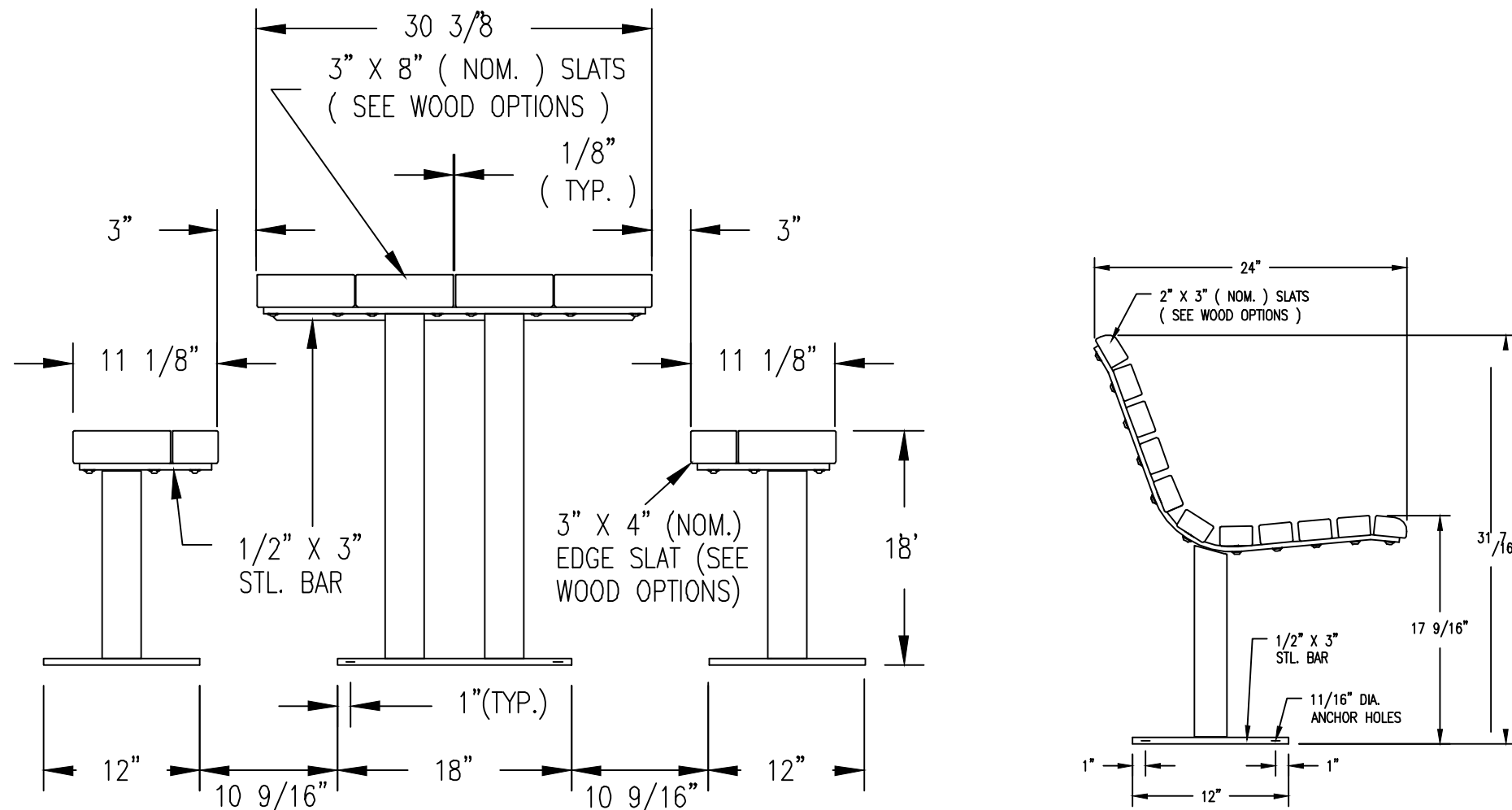
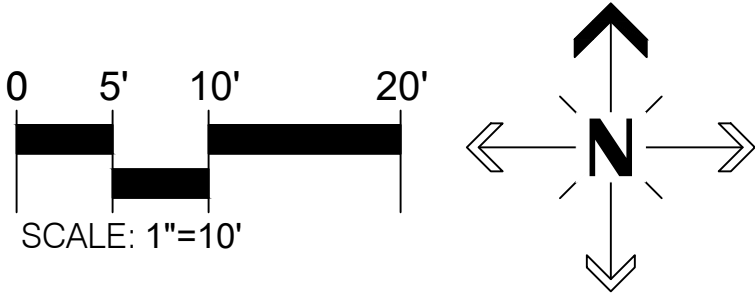
DATE:		3/31/2022
SCALE:		NTS
DRAWN BY:	SHEET NO.	
II		
CHECKED / APPROVED:	L-1	
MG	1	OF 3





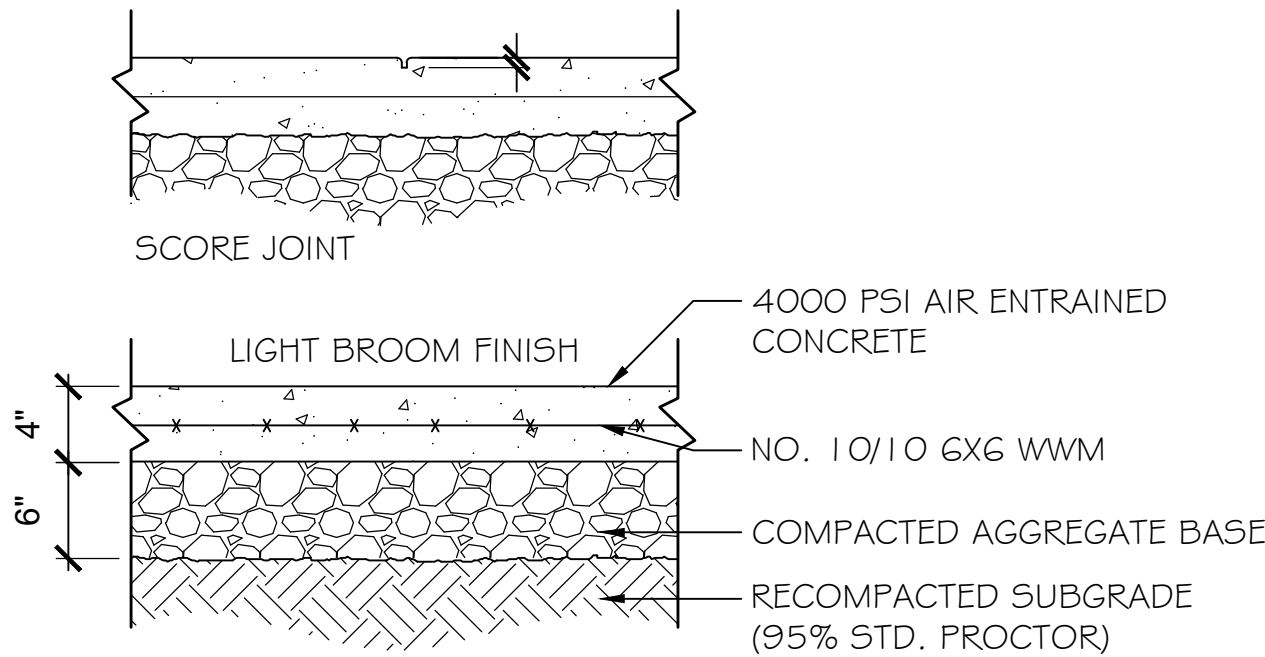
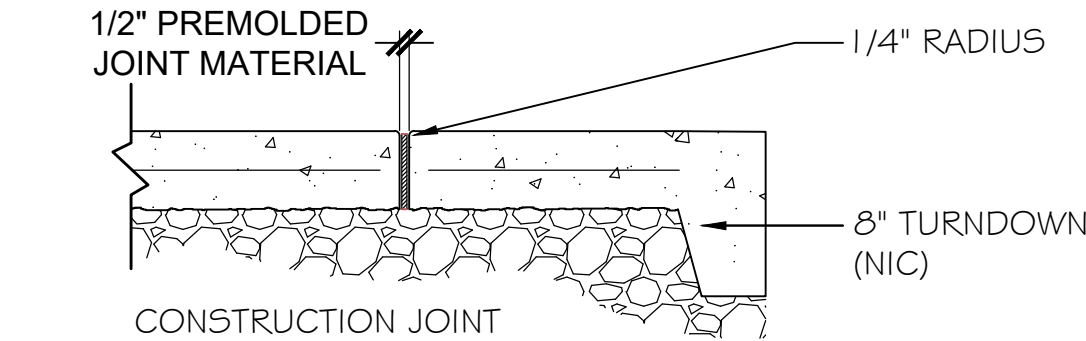
LAYOUT PLAN NOTES

1. ALL LINES AND DIMENSIONS ARE PARALLEL OR PERPENDICULAR TO THE LINES FROM WHICH THEY ARE MEASURED UNLESS OTHERWISE INDICATED.
2. STORAGE AREAS FOR CONTRACTOR'S EQUIPMENT AND MATERIALS SHALL BE ON AND WITHIN LIMITS OF WORK AS SHOWN ON THE PLANS AND AS APPROVED BY THE OWNER'S REPRESENTATIVE.
3. CONTRACTOR SHALL VERIFY ALL EXISTING CONDITIONS IN THE FIELD AND REPORT ANY DISCREPANCIES IN THE PLAN TO THE OWNER'S REPRESENTATIVE PRIOR TO STARTING WORK.
4. ALL SITE FURNISHINGS AND CONCRETE PADS TO BE LOCATED FOR APPROVAL BY OWNER'S REPRESENTATIVE PRIOR TO INSTALLATION.
5. ALL AREAS DISTURBED BY CONSTRUCTION TO BE FINE GRADED, LOAMED AND SEEDED.

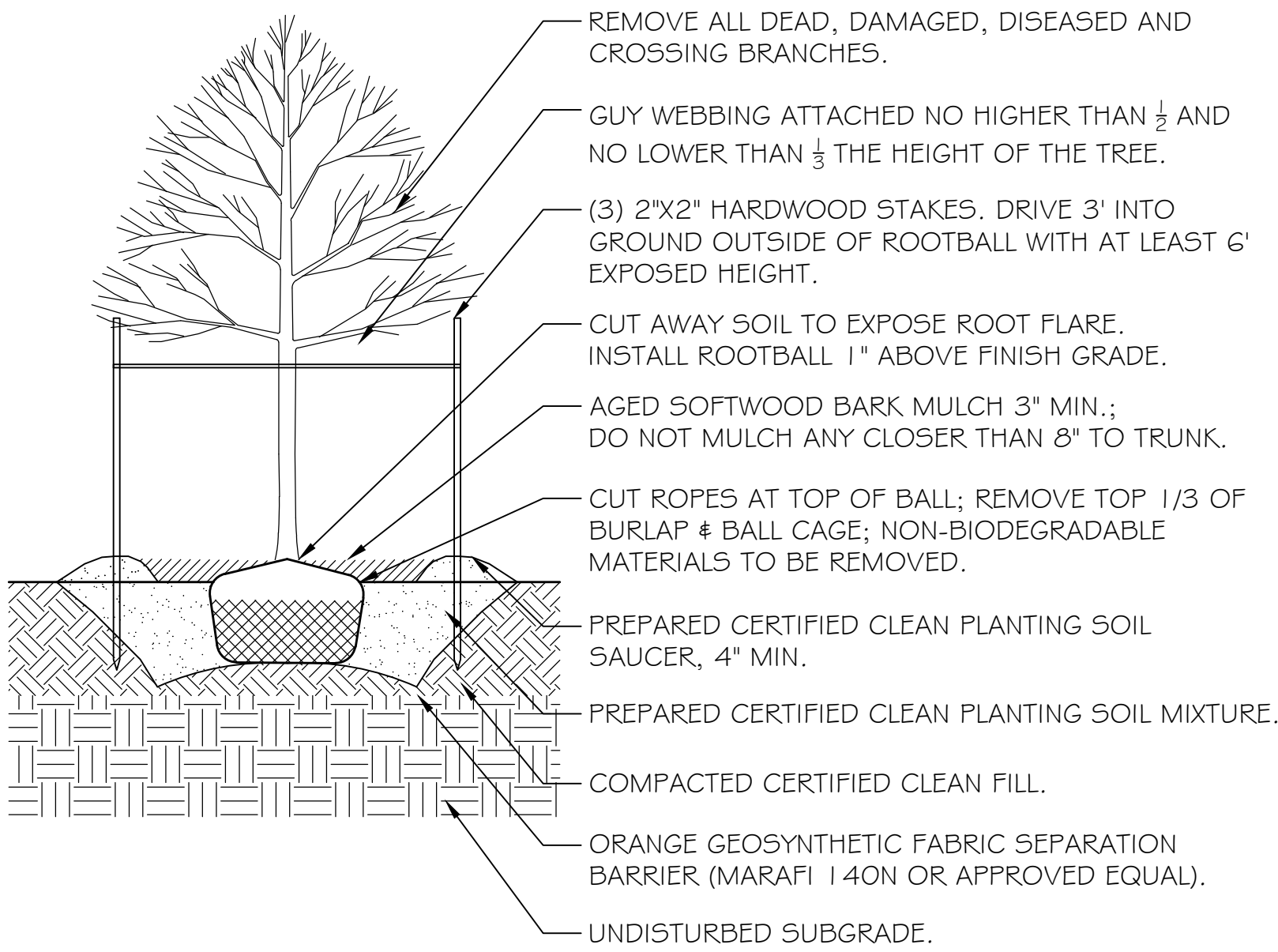


1 DUMOR PICNIC TABLE SURFACE MOUNT  
SCALE 1" = 1'

2 DUMORE BENCH SURFACE MOUNT  
SCALE 1" = 1'



3 CONCRETE BASE PAVING  
SCALE 1" = 1'



4 ADD ALT #1 DECIDUOUS TREE PLANTING  
SCALE 1" = 1'

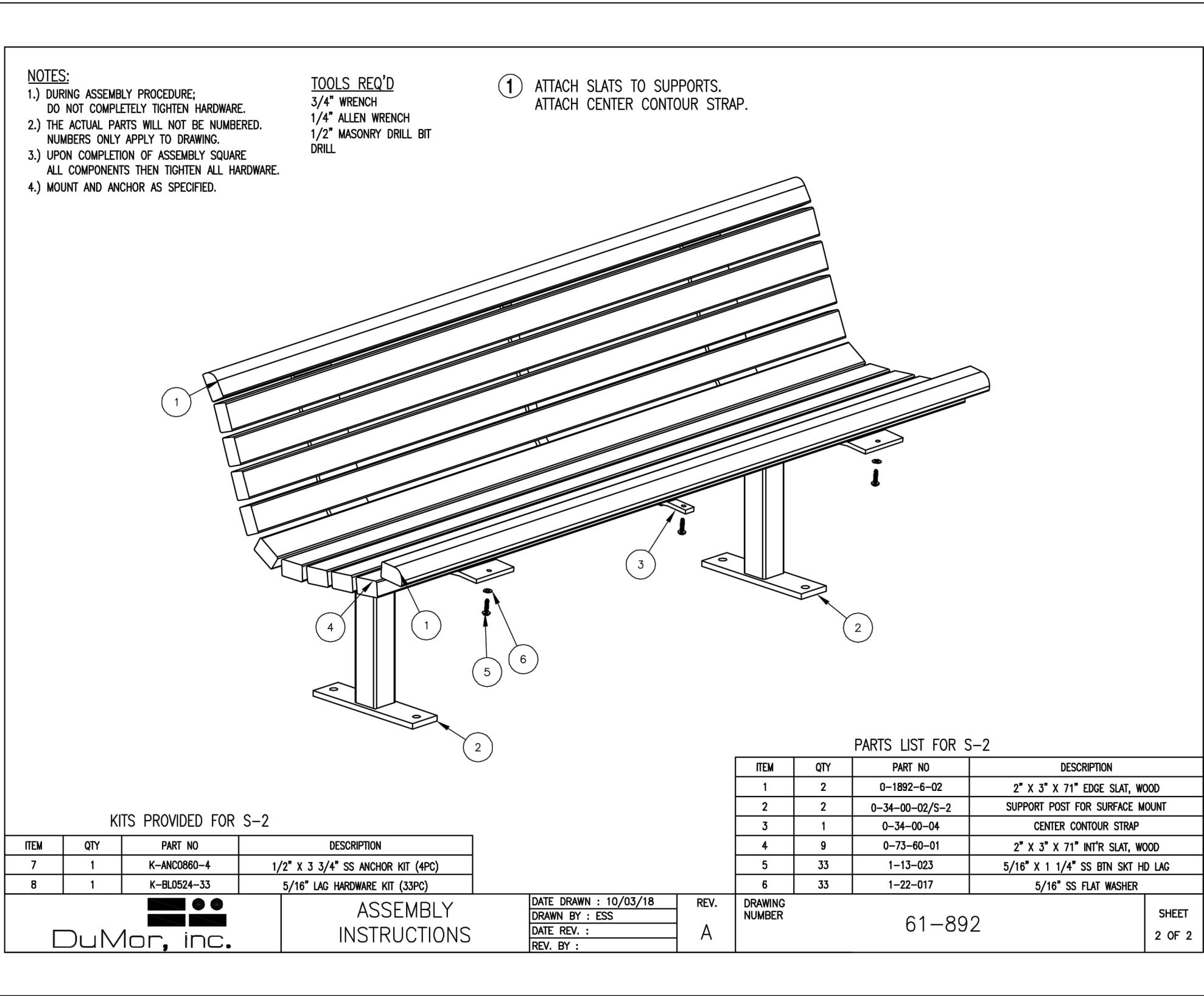
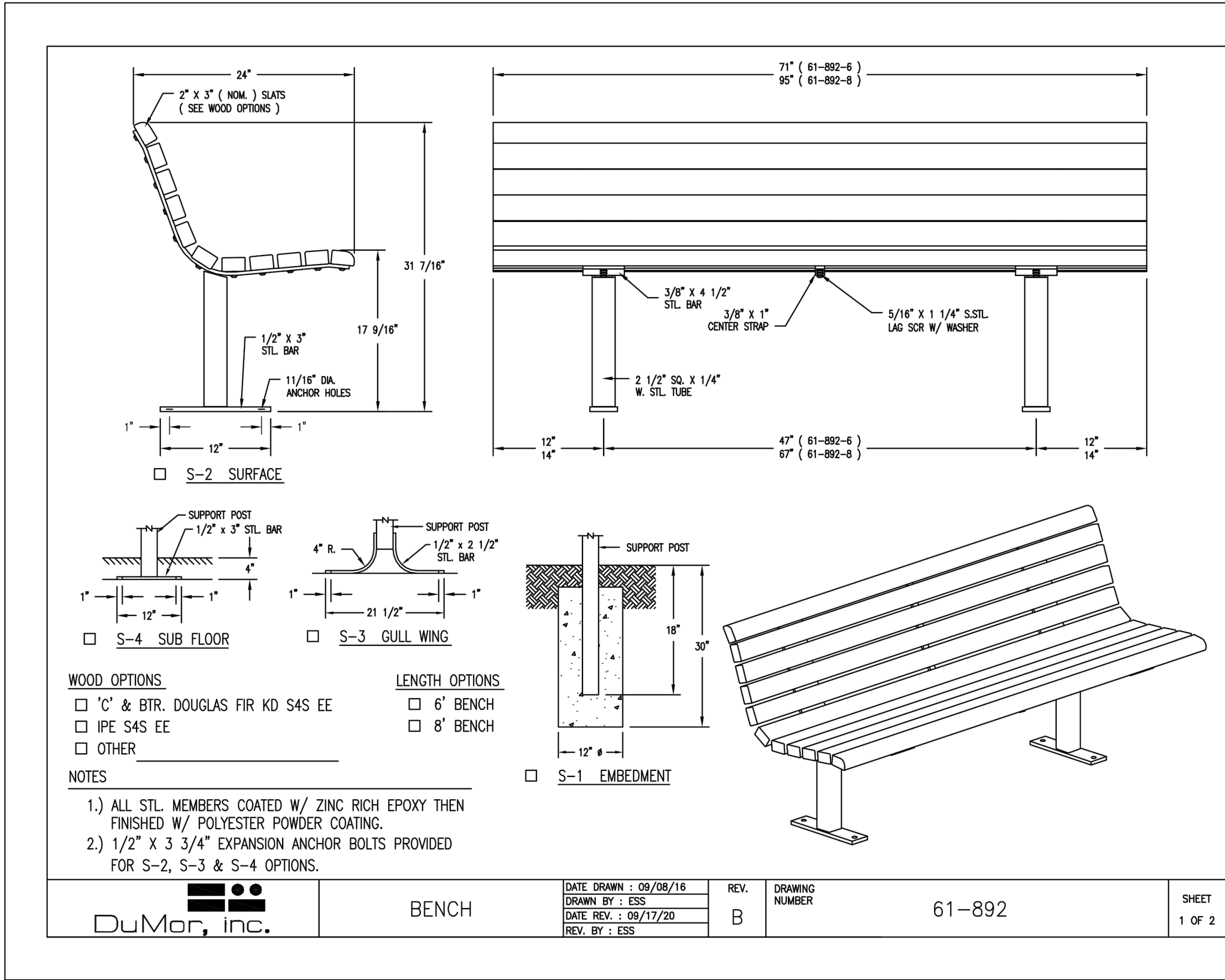
Ridge Street Playground  
Furnishings\_CD.dwg

DATE					
REVISION					
NO.					

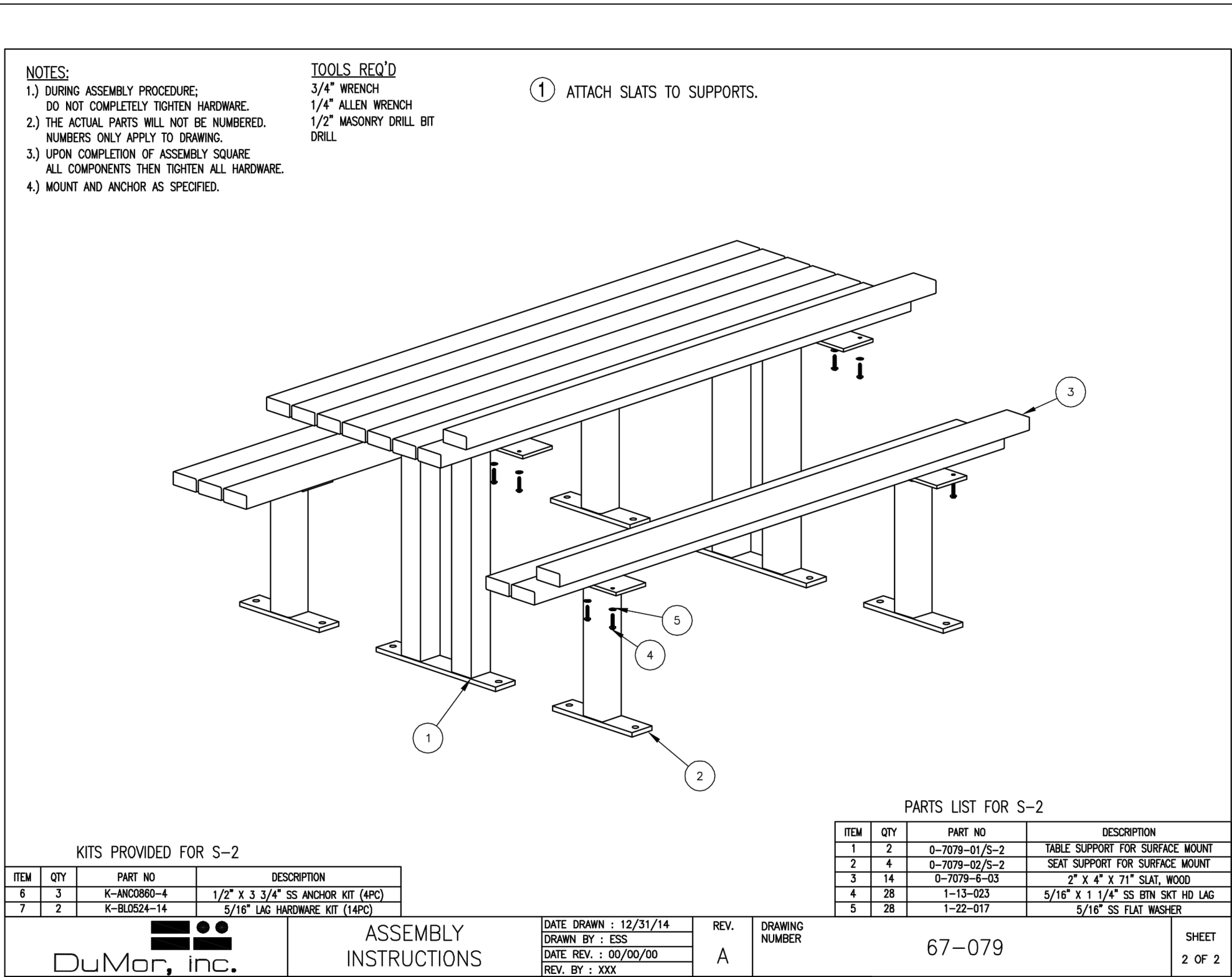
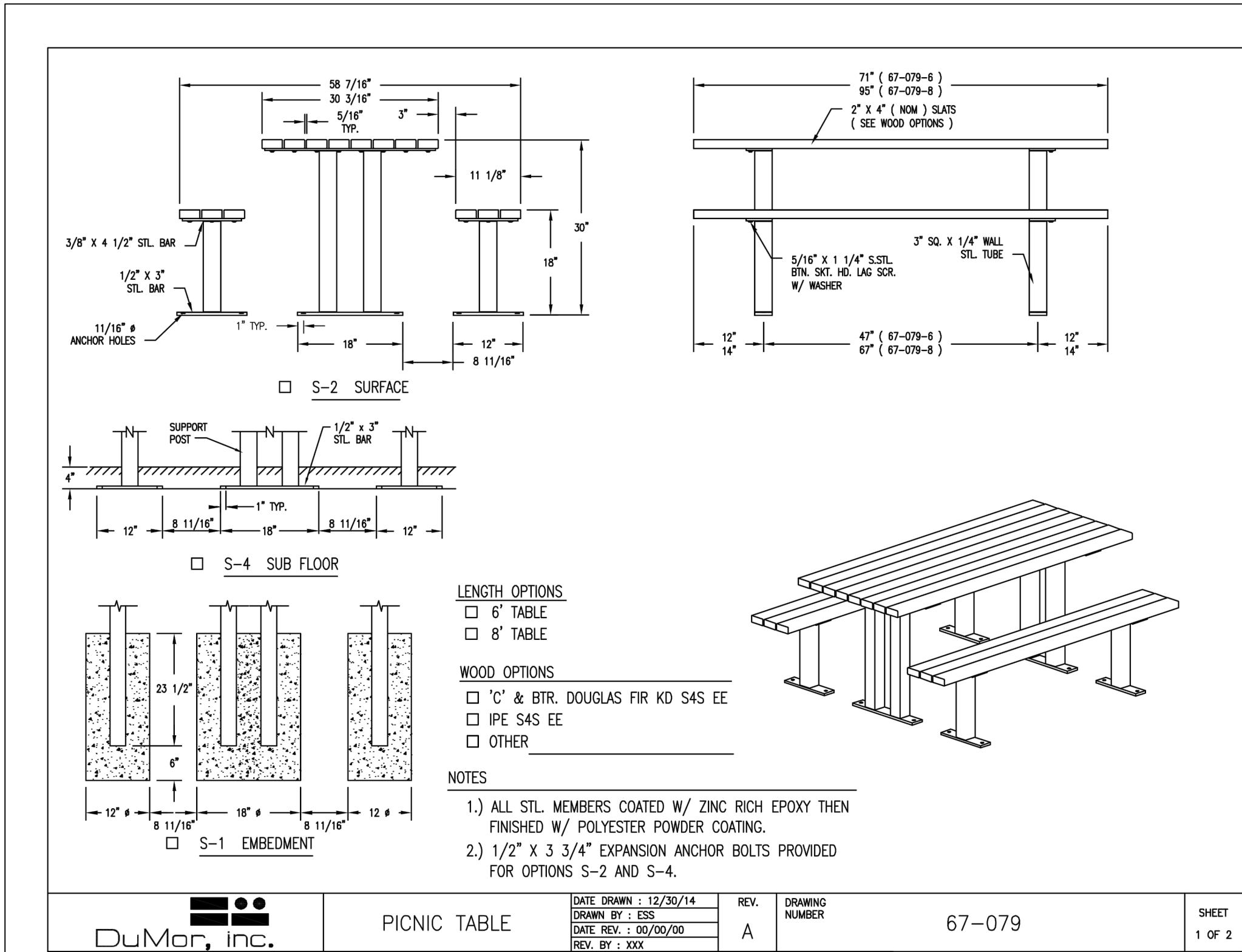
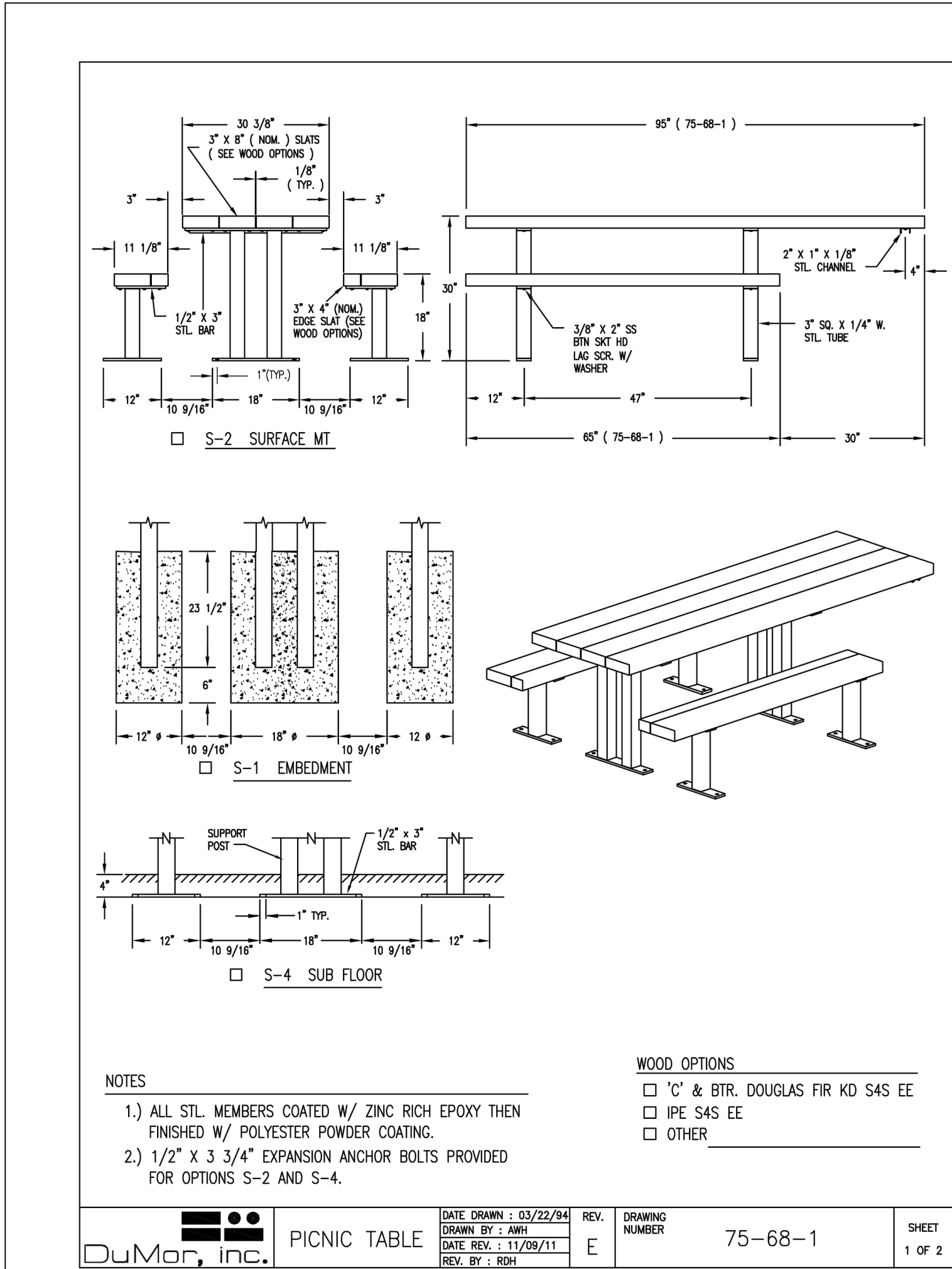
CONSTRUCTION PLAN & DETAILS  
RIDGE STREET PLAYGROUND FURNISHINGS  
126 RIDGE STREET, PROVIDENCE, RI 02909

DATE:	3/31/2022
SCALE:	1"=10'
DRAWN BY:	SHEET NO.
II	L-2
CHECKED/ APPROVED: MG	4 OF 3

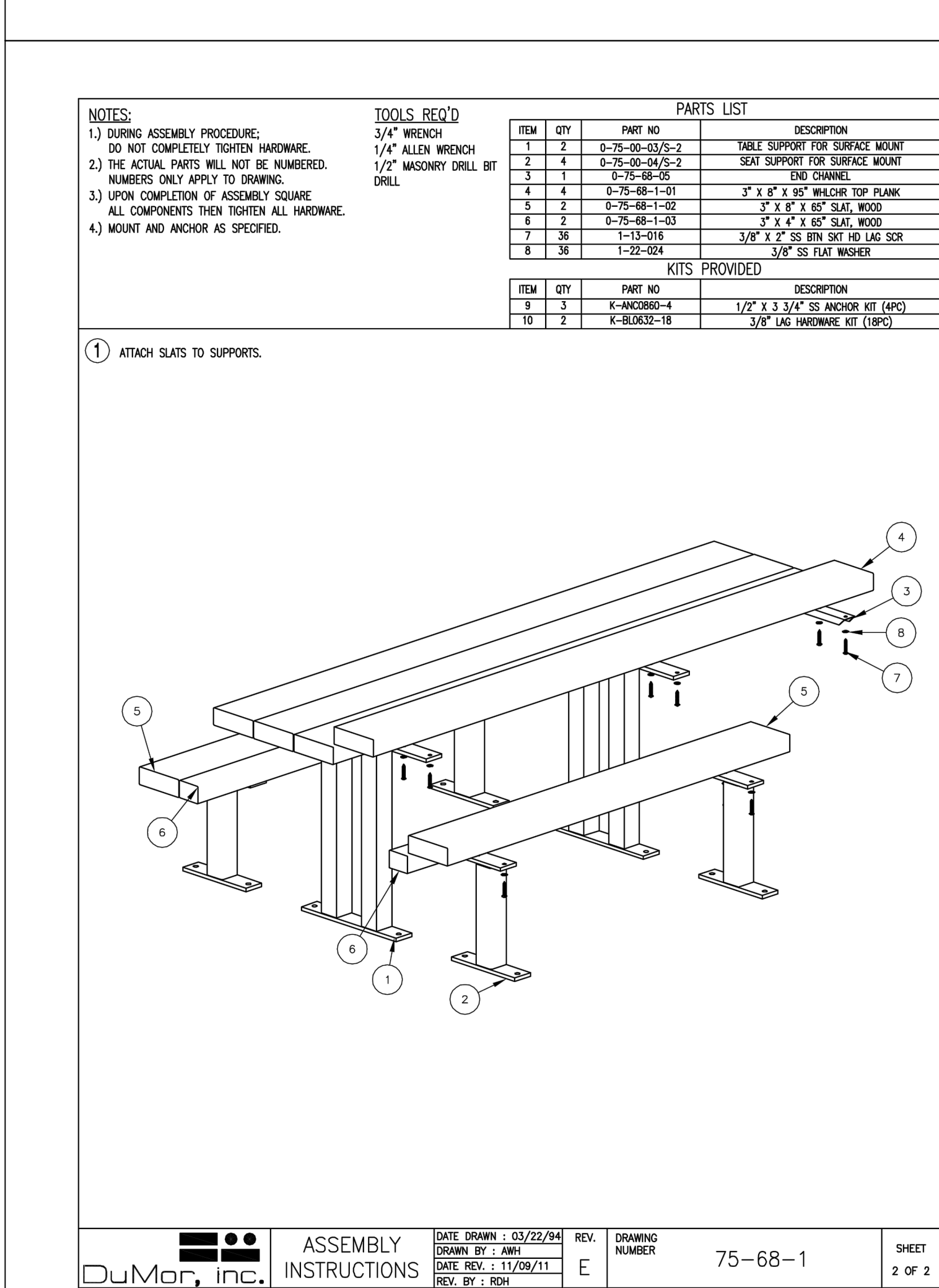




A DUMOR 6' IPE BENCH WITH BACK



B DUMOR 6' IPE PICNIC TABLE



C DUMOR 8' IPE ADA PICNIC TABLE

ISSUED FOR BID

DATE				
REVISION				
NO.				