Procurement #: 38052>

CITY OF PROVIDENCE, RHODE ISLAND

Department:

RFP Title: Pleasant View Elementary School

Opening Date: 10/11/2022

Addendum #: 02

Issue Date: CT

See attached via link below.

https://downesconstruction.sharefile.com/d-s1f8383148e394c2a9ec1edb69dee8eba

Providence City Hall
25 Dorrance Street
Providence, RI 02903

DOWNES CONSTRUCTION COMPANY

ADDENDUM #02

TO

Request for General Contracting Proposals
Pleasant View Elementary School

Procurement # 38052

September 22, 2022
Providence, RI

The Documents for this Request for Proposal are modified and/or supplemented as follows and should be included in the Contractor's proposal:

General Items:

1. **Find enclosed the project design drawings dated September 19, 2022. Specifications to follow.**
2. **Find enclosed the September 21, 2022 Mandatory Pre-Bid Conference sign in sheet.**
3. **The overall schedule for the project is as follows:**

Award General Contractors Bid Package	**November 2022**
Pleasant View School move out of building	**April break 2023**
Construction	**April 2023 – July 2024**
Pleasant School move in	**July/August 2024**
School open for operation	**2024 School year**

4. **New Bid Due date to be determined. Information to follow.**

END ADDENDUM #02.

CITY OF PROVIDENCE
PROVIDENCE PUBLIC SCHOOLS
RENOVATIONS

AT

PLEASANT VIEW ELEMENTARY SCHOOL

50 OBADIAH BROWN RD
PROVIDENCE, RI 02909

PROJECT LOCATION MAPS

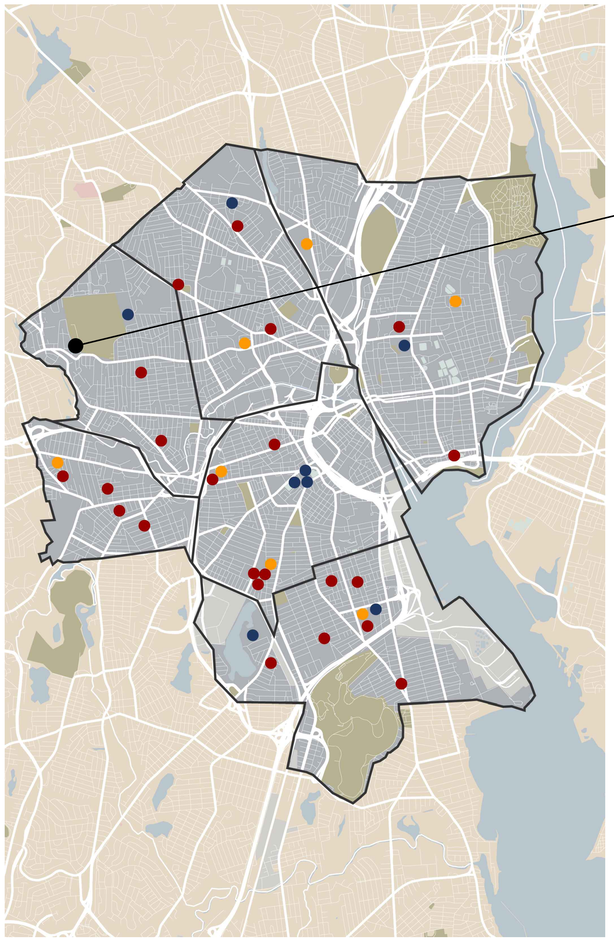

PROJECT LOCATION
PLEASANT VIEW ELEMENTARY SCHOOL
50 OBADIAH BROWN RD
PROVIDENCE, RI 02909

PLEASANT VIEW ELEMENTARY SCHOOL

SITE

LOCATION MAP

TRUE NORTH

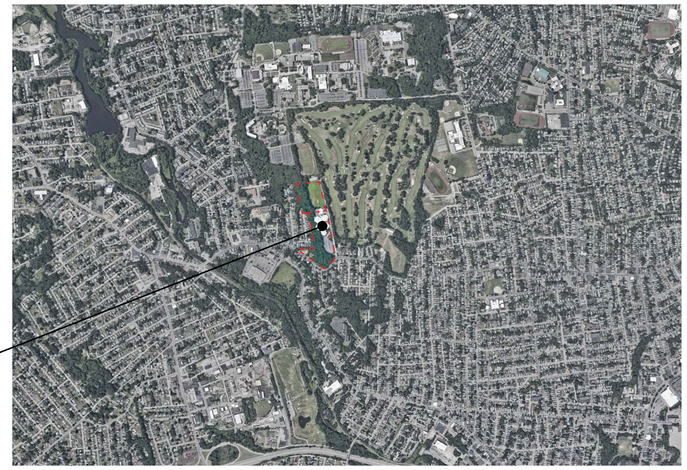

AREA MAP

TRUE NORTH



SITE MAP

TRUE NORTH

CODE INFORMATION

1. APPLICABLE CODES AND STANDARDS

RISBC-1 RHODE ISLAND BUILDING CODE (IBC 2018)
RISBC-3 RHODE ISLAND PLUMBING CODE (IPC 2018)
RISBC-4 RHODE ISLAND MECHANICAL CODE (IMC 2018)
RISBC-5 RHODE ISLAND ELECTRICAL CODE (NEC 2020)
RISBC-8 STATE OF RHODE ISLAND ENERGY CONSERVATION CODE (IECC 2018)
RISBC-1 STATE REHABILITATION BUILDING AND FIRE CODE FOR EXISTING STRUCTURES
FIRE SAFETY CODE SECTIONS 1 THROUGH 6
RHODE ISLAND FIRE CODE (NFPA 1, 2018)
RHODE ISLAND FIRE SAFETY CODE (NFPA 101, LIFE SAFETY CODE, 2018)
RHODE ISLAND FIRE ALARM CODE (NFPA 72 NATIONAL FIRE ALARM AND SIGNALING CODE, 2019)
NFPA 13 STANDARD FOR THE INSTALLATION OF SPRINKLER SYSTEMS, 2016
ICC ANSI A117.1, 2017
2010 ADA STANDARDS FOR ACCESSIBLE DESIGN (ADAAG)

2. PROJECT DATA

OWNER: CITY OF PROVIDENCE

LOCATION: PLEASANT VIEW ELEMENTARY SCHOOL

ADDRESS: 50 OBADIAH BROWN RD

OCCUPANCY CLASSIFICATION: GROUP E

STUDIO JAED
ARCHITECTS ▫ ENGINEERS ▫ FACILITIES SOLUTIONS
Website: www.StudioJAED.com
Email: info@StudioJAED.com

DELAWARE OFFICE
2500 WRANGLE HILL ROAD, STE. 110
BEAR, DELAWARE 19701
P: (302) 832-1652

PROVIDENCE OFFICE
42 WEYBOSSET STREET, STE. 403
PROVIDENCE, RHODE ISLAND 02903
P: (401) 648-6884

MARYLAND OFFICE
213 FRONT STREET, P.O. BOX 254
CRUMPTON, MARYLAND 21625

CONSULTANT

This drawing is the property of StudioJAED and is prepared for the exclusive use of its clients at the location indicated. No other use is authorized or intended.

ARCHITECT / ENGINEER SEAL

PROJECT

CITY OF PROVIDENCE
PROVIDENCE PUBLIC SCHOOLS
RENOVATIONS
AT
PLEASANT VIEW ELEMENTARY SCHOOL
50 OBADIAH BROWN RD
PROVIDENCE, RI 02909

REVISIONS

MARK	DESCRIPTION	DATE
-	-	-

SHEET TITLE

COVER SHEET

BID DOCUMENTS
SEPTEMBER 19, 2022

DRAWN	CHK'D	PROJECT NO.
BPF	RJC	20041

SHEET NO.

G-000

9/20/2022 3:11 PM

THE RECEIVER OF THESE PLANS BY HARD COPY OR ELECTRONIC TRANSMISSION BY USE THEREOF UNDERSTANDS AND AGREES AS FOLLOWS: - THE ELECTRONIC DATA TRANSMITTED (TDAT) MAY BE ALTERED DURING TRANSIT AND TRANSLATION. - JAED CORPORATION DO NOT WARRANT OR MAKE ANY REPRESENTATIONS WITH RESPECT TO THE ACCURACY OF THE DATA. - THE RECEIVER WILL COMPARE THE DATA WITH AVAILABLE HARD COPIES. - JAED CORPORATION RETAINS ALL OWNERSHIP, COPYRIGHT, AND OTHER INTELLECTUAL PROPERTY INTERESTS IN THE DATA AND INFORMATION ON THE PLANS. - THE RECEIVER WARRANTS THAT IT WILL NOT REPRODUCE OR OTHERWISE MAKE USE OF THE DATA OR PLANS IN ANY ENDEAVOR NOT DIRECTLY RELATED TO THE PROJECT FOR WHICH IT RECEIVED THE DATA. - THE RECEIVER WILL INDEMNIFY JAED CORPORATION FROM ANY CLAIM, DAMAGES, LOSS OR EXPENSE ARISING OUT OF OR RESULTING FROM THE USE OF ELECTRONIC DATA.

9/20/2022 3:12 PM

DRAWING LIST

GENERAL INFORMATION		**ELECTRICAL**	
G-000	COVER SHEET	E-000	ELECTRICAL COVER SHEET
G-001	SHEET INDEX		
G-002	ABBREVIATIONS SYMBOLS AND SCOPE OF WORK	ELD-101A	ELECTRICAL LIGHTING DEMOLITION PLAN - SOUTH
G-003	INTERIOR WALL ASSEMBLIES	EPD-101A	ELECTRICAL POWER DEMOLITION PLAN - SOUTH
G-004	TYPICAL FIRE RATED PENETRATION ASSEMBLIES	ELD-101B	ELECTRICAL LIGHTING DEMOLITION PLAN - NORTH
G-005	HAZARDOUS LOCATIONS SUMMARY - SOUTH FLOOR PLAN	EPD-101B	ELECTRICAL POWER DEMOLITION PLAN - NORTH
G-006	HAZARDOUS LOCATIONS SUMMARY - NORTH FLOOR PLAN	ED-102A	ELECTRICAL DEMOLITION ROOF PLAN - SOUTH
		ED-102B	ELECTRICAL DEMOLITION ROOF PLAN - NORTH
CIVIL		EL-101A	ELECTRICAL LIGHTING PLAN - SOUTH
		EC101A	ELECTRICAL LIGHTING CONTROLS PLAN - SOUTH
C-1	GENERAL NOTES & LEGEND	EP-101A	ELECTRICAL POWER PLAN - SOUTH
C-2	LAYOUT & DRAINAGE PLAN - 1	EM101A	ELECTRICAL MECHANICAL POWER PLAN - SOUTH
C-3	LAYOUT & DRAINAGE PLAN - 2	EL-101B	ELECTRICAL LIGHTING PLAN - NORTH
C-4	EROSION CONTROL PLAN	EC101B	ELECTRICAL LIGHTING CONTROLS PLAN - NORTH
C-5	CONSTRUCTON DETAILS - 1	EP-101B	ELECTRICAL POWER PLAN - NORTH
C-6	CONSTRUCTION DETAILS - 2	EM101B	ELECTRICAL MECHANICAL POWER PLAN - NORTH
C-7	CONSTRUCTION DETAILS - 3	EP-102A	ELECTRICAL ROOF PLAN - SOUTH
C-8	CONSTRUCTION DETAILS - 4	EP-102B	ELECTRICAL ROOF PLAN - NORTH
		E-103	ELECTRICAL CONDUIT PATH PLAN
ARCHITECTURAL		E-500	ELECTRICAL DETAILS
AD-102	OVERALL DEMOLITION PLAN	E-501	ELECTRICAL DETAILS
AD-102A	PARTIAL DEMOLITION PLAN - SOUTH	E-502	ELECTRICAL LIGHTING RISER DIAGRAMS
AD-102B	PARTIAL DEMOLITION PLAN - NORTH	E-503	ELECTRICAL LIGHTING RISER DIAGRAMS
AD-103	ENLARGED DEMOLITION PLAN	E-504	ELECTRICAL LIGHTING RISER DIAGRAMS
AD-104	DEMOLITION ROOF PLAN	E-505	ELECTRICAL LIGHTING RISER DIAGRAMS
ARD-102	OVERALL DEMOLITION REFLECTED CEILING PLAN	E-506	ELECTRICAL LIGHTING RISER DIAGRAMS
ARD-102A	PARTIAL DEMOLITION REFLECTED CEILING PLAN - SOUTH	E-507	ELECTRICAL LIGHTING RISER DIAGRAMS
ARD-102B	PARTIAL DEMOLITION REFLECTED CEILING PLAN - NORTH	E-508	ELECTRICAL LIGHTING RISER DIAGRAMS
A-102	OVERALL PROPOSED FLOOR PLAN	E-509	ELECTRICAL LIGHTING RISER DIAGRAMS
A-102A	PARTIAL PROPOSED FLOOR PLAN - SOUTH	E-510	ELECTRICAL LIGHTING RISER DIAGRAMS
A-102B	PARTIAL PROPOSED FLOOR PLAN - NORTH	E-511	ELECTRICAL LIGHTING RISER DIAGRAMS
A-103	ENLARGED PROPOSED FLOOR PLAN	E-512	ELECTRICAL LIGHTING RISER DIAGRAMS
A-104	ROOF PLAN	E-600	ELECTRICAL SINGLE LINE DIAGRAM - DEMOLITION
AR-102	OVERALL REFLECTED CEILING PLAN	E-601	ELECTRICAL SINGLE LINE DIAGRAM - NEW
AR-102A	PARTIAL REFLECTED CEILING PLAN - SOUTH	E-602	ELECTRICAL PANEL SCHEDULES
AR-102B	PARTIAL REFLECTED CEILING PLAN - NORTH	E-603	ELECTRICAL PANEL SCHEDULES
A-201	EXTERIOR ELEVATIONS	E-604	ELECTRICAL PANEL SCHEDULES
A-400	ENLARGED TOILET ROOM PLANS		
A-401	ENLARGED MECHANICAL CLOSET PLANS	**PLUMBING**	
A-500	INTERIOR ELEVATIONS	P-000	PLUMBING COVER SHEET
A-501	INTERIOR ELEVATIONS	PD-101A	PARTIAL PLUMBING DEMOLITON PLAN - SOUTH
A-600	ROOF DETAILS	P-101A	PARTIAL PLUMBING PLAN - SOUTH
A-601	ROOF DETAILS	P-102	CLASSROOM PLAN
A-602	EXTERIOR DETAILS		
A-603	EXTERIOR DETAILS	**FIRE ALARM**	
A-650	INTERIOR DETAILS	FA-0.1	FIRE ALARM NOTES & DETAILS
A-651	CASEWORK DETAILS	FAD-1.0	FIRE ALARM DEMOLITION PLAN
A-700	ROOM FINISH SCHEDULE	FA-2.1	FIRE ALARM PLAN - WINGS "A" & "G"
A-701	DOOR AND WINDOW SCHEDULE	FA-2.2	FIRE ALARM PLAN - WINGS "C" & "D"
A-850	SIGNAGE	FA-2.3	FIRE ALARM PLAN - WINGS "B" & "F"
		FA-2.4	ABOVE CEILING FIRE ALARM PLAN - WINGS "A" & "G"
INTERIOR DESIGN		FA-2.5	ABOVE CEILING FIRE ALARM PLAN - WINGS "C" & "D"
IF-100	FURNITURE PLAN (N.I.C.)	FA-2.6	ABOVE CEILING FIRE ALARM PLAN - WINGS "B" & "F"
IF-101	FLOOR FINISH PLAN		
STRUCTURAL			
S-102A	EXISTING ROOF FRAMING PLAN - SOUTH		
S-102B	EXISTING ROOF FRAMING PLAN - NORTH		
S-300	TYPICAL DETAILS FOR NEW OPENINGS		
S-301	MASONRY DETAILS		
MECHANICAL			
M-000	MECHANICAL COVER SHEET		
MD-101A	MECHANICAL DEMOLITION PLAN - SOUTH		
MD-101B	MECHANICAL DEMOLITION PLAN - NORTH		
MD-102A	MECHANICAL ROOF DEMOLITION PLAN - SOUTH		
MD-102B	MECHANICAL ROOF DEMOLITION PLAN - NORTH		
M-101A	MECHANICAL PLAN - SOUTH		
M-101B	MECHANICAL PLAN - NORTH		
M-102A	MECHANICAL ROOF PLAN - SOUTH		
M-102B	MECHANICAL ROOF PLAN - NORTH		
M-201A	HYDRONIC, REFRIGERANT & CONDENSATE PIPING PLAN - SOUTH		
M-201B	HYDRONIC, REFRIGERANT & CONDENSATE PIPING PLAN - NORTH		
M-401	REFRIGERANT PIPING SCHEMATICS		
M-500	MECHANICAL SCHEDULES		
M-501	MECHANICAL SCHEDULES		
M-600	MECHANICAL DETAILS		
M-601	UNIT VENTILATOR DETAILS		

STUDIOJAED
ARCHITECTS ◘ ENGINEERS ◘ FACILITIES SOLUTIONS
Email: info@StudioJAED.com
Website: www.StudioJAED.com
MARYLAND OFFICE
213 FRONT STREET, P.O. BOX 754
CRUMPTON, MARYLAND 21628
PROVIDENCE OFFICE
42 WEYBOSSET STREET, SITE 403
PROVIDENCE, RHODE ISLAND 02903
P: (401) 648-0884
DELAWARE OFFICE
2500 WRANGLE HILL ROAD, STE. 110
BEAR, DELAWARE 19701
P: (302) 832-1825
CONSULTANT

THIS DRAWING IS THE PROPERTY OF STUDIOJAED AND IS PREPARED FOR THE EXCLUSIVE USE OF ITS CLIENTS AT THE LOCATION INDICATED. NO OTHER USE IS AUTHORIZED OR INTENDED.

THE PROFESSIONAL SERVICES OF THE ARCHITECT ARE UNDERTAKEN FOR AND ARE PERFORMED IN THE INTEREST OF [NAME OF PERSON EMPLOYING ARCHITECT]. NO CONTRACTUAL OBLIGATION IS ASSUMED BY THE ARCHITECT FOR THE BENEFIT OF ANY OTHER PERSON INVOLVED IN THE PROJECT.

SIGNATURE: _____
DATE OF SIGNATURE: _____
DATE OF REGISTRATION EXPIRATION: _____
ARCHITECT / ENGINEER SEAL

PROJECT
CITY OF PROVIDENCE
PROVIDENCE PUBLIC SCHOOLS
RENOVATIONS
AT
PLEASANT VIEW ELEMENTARY SCHOOL
50 OBADIAH BROWN RD
PROVIDENCE, RI 02909

REVISIONS

MARK	DESCRIPTION	DATE

SHEET TITLE

SHEET INDEX

BID
DOCUMENTS
SEPTEMBER 19, 2022

DRAWN	CHK'D	PROJECT NO.
BPF	RJC	20041

SHEET NO.

G-001

THE RECEIVER OF THESE PLANS BY HARD COPY OR ELECTRONIC TRANSMISSION BY USE THEREOF UNDERSTANDS AND AGREES AS FOLLOWS: *THE ELECTRONIC DATA TRANSMITTED ("DATA") MAY BE ALTERED DURING TRANSIT AND TRANSLATION. * JAED CORPORATION DO NOT WARRANT OR MAKE ANY REPRESENTATIONS WITH RESPECT TO THE ACCURACY OF THE DATA. * THE RECEIVER WILL COMPARE THE DATA WITH AVAILABLE HARD COPIES. * JAED CORPORATION RETAIN ALL OWNERSHIP, COPYRIGHT, AND OTHER INTELLECTUAL PROPERTY INTERESTS IN THE DATA AND INFORMATION ON THE PLANS. * THE RECEIVER WARRANTS THAT IT WILL NOT REPRODUCE OR OTHERWISE MAKE USE OF THE DATA OR PLANS IN ANY ENDEAVOR NOT DIRECTLY RELATED TO THE PROJECT FOR WHICH IT WAS PRODUCED. * THE RECEIVER SHALL MAKE NO CLAIM NOR INITIATE ANY ACTION IN LAW OR EQUITY AGAINST EITHER JAED CORPORATION WITH RESPECT TO ANY DEFECT ERROR OR OMISSION IN THE DATA. * THE RECEIVER AGREES TO THE FULLEST EXTENT PERMITTED BY LAW TO DEFEND, INDEMNIFY AND HOLD HARMLESS BOTH JAED CORPORATION FROM AND AGAINST ALL CLAIMS, DAMAGES, LIABILITIES AND COSTS (INCLUDING REASONABLE ATTORNEY'S FEES AND COSTS OF DEFENSE) ARISING OUT OF OR RESULTING FROM THE USE OF ELECTRONIC DATA.

9/20/2022 3:12 PM

SCOPE OF WORK

ARCHITECTURAL

EXTERIOR IMPROVEMENTS
- ROOF REPLACEMENT INCLUDING DEMOLITION OF THE EXISTING ROOF ASSEMBLY DOWN TO THE EXISTING INSULATION. NEW ROOF ASSEMBLY TO INCLUDE NEW TPO MEMBRANE, INSULATION, AND COVER BOARD.
- INSTALLATION OF NEW GUTTER AND DOWNSPOUT DRAINAGE SYSTEM TIED IN TO THE EXISTING BELOW GRADE STORM WATER DRAINAGE SYSTEM.
- INSTALLATION OF NEW ALUMINUM WINDOW UNITS IN TO EXISTING OPENINGS.
- REPLACEMENT OF EXISTING EXTERIOR DOORS, EXISTING FRAMES TO REMAIN.

EXTERIOR REPAIRS
- REPAIR CRACKING AND SPALLING FINISH AT EXTERIOR WALLS.
- REPAIR DETERIORATED CONCRETE ENCASED STEEL BEAMS.
- REPAIRS TO MASONRY CONTROL AND EXPANSION JOINTS.
- REPAIRS TO DETERIORATED CMU BLOCKS AT EXTERIOR WALLS.

INTERIOR IMPROVEMENTS
- FULL RENOVATION OF "G"-POD LAYOUT, INCLUDING NEW ROOM LAYOUT, NEW LIBRARY, NEW TOILET ROOMS, OFFICE SPACES, AND CLASSROOM SPACES.
- NEW ACOUSTICAL CEILINGS THROUGHOUT ENTIRE SCHOOL.
- NEW FLOOR FINISH THROUGHOUT ENTIRE SCHOOL.
- NEW WALL PAINT FINISH THROUGHOUT ENTIRE SCHOOL.
- NEW TOILET FIXTURES AT ALL CLASSROOM RESTROOMS.
- NEW CASEWORK AT ALL CLASSROOMS.

STRUCTURAL

STRUCTURAL REPAIRS
- REPLACE DAMAGED CANOPY STEEL POST.
- REVIEW WOOD FRAMING AND ROOF DECK IN POOL AREA.
- REVIEW METAL ROOF DECK IN GYMNASIUM.
- NEW STRUCTURAL SUPPORTS FOR ROOF TOP MECHANICAL EQUIPMENT.
- LINTELS FOR NEW OPENINGS IN EXISTING MASONRY WALLS.

MECHANICAL, ELECTRICAL & PLUMBING

MECHANICAL IMPROVEMENTS
- CLASSROOM RENOVATIONS WILL UTILIZE PACKAGED, VERTICAL, DUCTED UNIT VENTILATORS WITH HOT WATER HEATING AND DX COOLING WITH INTEGRAL ENERGY RECOVERY WHEELS FOR IMPROVED EFFICIENCY. UNITS WILL BE DUCTED TO IMPROVE ACOUSTICS AND AIRFLOW DISTRIBUTION THROUGHOUT THE CLASSROOM.
- EXISTING CENTRAL HEATING PLANT TO HANDLE THE HYDRONIC HEATING FOR THE RENOVATIONS. MODIFICATION TO THE CENTRAL PLANT WILL BE LIMITED TO VERIFYING FLOW RATES AND REBALANCING AS NEEDED.
- RENOVATED SMALL GROUP AREAS AND OFFICES WILL UTILIZE VRF SYSTEMS FOR HEATING AND COOLING, WITH OUTDOOR AIR PROVIDED BY ENERGY RECOVERY UNIT VENTILATORS.
- EXISTING JCI DIRECT-DIGITAL CONTROL BUILDING AUTOMATION SYSTEM WILL BE MODIFIED AND EXPANDED TO CONTROL THE NEW COMPONENTS OF THE HVAC SYSTEM.

ELECTRICAL IMPROVEMENTS
- NEW MAIN SWITCHBOARD.
- DISTRIBUTION PANELBOARDS ARE TO BE REPLACED AND ADDED AS NEEDED THROUGHOUT THE FACILITY AS REQUIRED TO POWER ALL LOADS.
- NEW LED LIGHTING IN CLASSROOMS AND CORRIDORS.
- CLASSROOMS WILL IMPLEMENT DAYLIGHT HARVESTING TO AUTOMATICALLY DIM INTERIOR LIGHTING.
- EMERGENCY LIGHTING IS TO BE PROVIDED WITH BATTERY PACKS.
- LIGHTING IS TO BE CONTROLLED BY MOTION SENSORS WITH TIME DELAY OVERRIDE WALL SWITCHES.

PLUMBING IMPROVEMENTS
- DOMESTIC WATER AND SANITARY PIPING WILL BE MODIFIED TO SUPPORT TOILET ROOM RENOVATIONS.
- NEW PLUMBING FIXTURES IN TOILET ROOM RENOVATIONS.

FIRE ALARM
- NEW FIRE ALARM SYSTEM.

GENERAL NOTES

1. THE CONTRACTOR SHALL PROTECT EXIST., IN-PLACE, AND NEW WORK.
2. THE CONTRACTOR SHALL INVESTIGATE JOB SITE TO COMPARE CONTRACT DOCUMENTS, CONDITIONS, AND VERIFY DIMENSIONS SHOWN ON THESE DRAWINGS. THE CONTRACTOR
3. SHALL NOTIFY THE ARCHITECT IN WRITING OF ANY DISCREPANCIES, OMISSIONS, CONFLICTS, AND/OR ANY RESTRICTIONS RELATED TO THE EXECUTION OF WORK, BEFORE COMMENCEMENT OF WORK. COMMENCEMENT OF WORK SHALL CONSTITUTE ACCEPTANCE OF ALL NEW OR EXIST. CONDITIONS. THE CONTRACTOR SHALL COMPLY AND COORDINATE ALL WORK W/ BUILDING OWNER REGARDING HEAT, WATER, ELECTRICITY, DELIVERIES, ACCESS, ELEVATOR AVAILABILITY, NOISE CONTROL, TRASH AND DEBRIS REMOVAL, HOISTING, AND ANY OTHER UTILITIES OR OWNER'S RULES AND REGULATIONS CONCERNING THE PROJECT SITE.
4. THE CONTRACTOR SHALL COORDINATE SCHEDULING, PROVISIONS FOR INSTALLATION, LOCATIONS, AND THE ACTUAL INSTALLATION OF ITEMS FURNISHED BY OWNER OR BY OTHERS.
5. THE CONTRACTOR SHALL VERIFY ALL DIMENSIONS IN THE FIELD AND IS RESPONSIBLE FOR ALL PHASES, INCLUDING BIDDING, FABRICATION, COORDINATION, AND CONSTRUCTION. THE DRAWINGS INDICATE THE GENERAL EXTENT OF WORK. THE DRAWINGS ARE NOT INTENDED TO INDICATE OR DESCRIBE ALL WORK REQUIRED FOR THE FULL PERFORMANCE AND COMPLETION OF THE REQUIREMENTS OF THE CONTRACT DOCUMENTS. REPETITIVE FEATURES NOT NOTED ON THE DRAWINGS SHALL BE COMPLETELY PROVIDED AS IF DRAWN IN FULL.
6. MECHANICAL, ELECTRICAL, AND PLUMBING INFO ON THE ARCHITECTURAL DRAWINGS IS PROVIDED FOR CLARITY AND/OR LOCATION PURPOSES ONLY. SEE RELEVANT DISCIPLINE DRAWINGS FOR SPECIFIC INFO.
7. DO NOT SCALE DRAWINGS TO OBTAIN DIMENSIONS. DIMENSIONS GOVERN.
8. LARGE SCALE DRAWINGS GOVERN OVER SMALL SCALE DETAILS.
9. PERFORM ALL WORK AND INSTALL MATERIALS IN STRICT ACCORDANCE TO APPLICABLE INDUSTRY AND MANUFACTURER'S PUBLISHED STANDARDS AND SPECIFICATIONS FOR QUALITY OF MATERIALS AND WORKMANSHIP, AS WELL AS REQUIREMENTS IN THESE DRAWINGS AND SPECIFICATION. ANY CONFLICTING REQUIREMENTS OF THE SOURCES LISTED ABOVE SHALL BE BROUGHT TO THE ARCHITECT'S ATTENTION PRIOR TO PROCEEDING W/ THE WORK.
10. MANUFACTURERS ARE REFERENCED TO ESTABLISH STYLE, SIZE, COLOR, AND MATERIAL CHARACTERISTICS, AND ARE NOT INTENDED TO LIMIT SELECTIONS FROM OTHER MANUFACTURERS. WHEN AN ALTERNATE SELECTION IS SUBMITTED, SUBMITTALS SHALL HAVE INCLUDED THE MATERIAL LISTED FOR COMPARISON.
11. THE CONTRACTOR SHALL EXAMINE ALL SURFACES TO DETERMINE THAT THEY ARE SOUND, DRY, CLEAN AND READY TO RECEIVE FINISHES PRIOR TO INSTALLATION. START OF INSTALLATION SHALL IMPLY ACCEPTANCE OF SUBSTRATE AND SHALL NOT BE GROUNDS FOR CLAIMS AGAINST IMPROPER PERFORMANCE OF INSTALLED MATERIALS. ADVISE ARCHITECT OF ANY EXIST. CONSTRUCTION NOT LEVEL, SMOOTH, AND PLUMB WITHIN INDUSTRY STANDARDS PRIOR TO START OF CONSTRUCTION.
12. THE CONTRACTOR SHALL INSTALL AND MAINTAIN ALL NECESSARY COVERINGS, PROTECTIVE ENCLOSURES, TEMPORARY DOORS, PARTITIONS, AND DUST BARRIERS TO PROTECT ALL OCCUPANTS AND EXIST. WORK AND FINISHES TO REMAIN. LOCATION OF SUCH PROTECTION SHALL BE VERIFIED W/ OWNER AND LOCAL CODE OFFICIAL FOR EGRESS CONFORMANCE, PRIOR TO COMMENCING WORK, AND IN COORDINATION W/ PROGRESSION OF WORK SCHEDULE. PERFORM WORK IN A MANNER THAT WILL AVOID HAZARDS TO PERSONS IN ADJACENT AREAS AND THAT WON'T INTERFERE W/ WORK OR PASSAGE TO ANY OF THESE REPAIR AND REPLACE ANY DAMAGES CAUSED BY IMPROPER PROTECTIONS AT NO ADDITIONAL CHARGE TO THE OWNER.
13. WORK DAMAGED DURING CONSTRUCTION OR NOT CONFORMING TO SPECIFIED STANDARDS, TOLERANCES, OR MANUFACTURER'S INSTRUCTIONS FOR INSTALLATION SHALL BE REPLACED, BY THE CONTRACTOR, AT NO ADDITIONAL CHARGE TO THE OWNER.
14. ANY AREA OUTSIDE THE LIMITS OF CONSTRUCTION DISTURBED BY OPERATIONS OF THE CONTRACTOR SHALL BE RESTORED AT THE CONTRACTOR'S EXPENSE.
15. THE CONTRACTOR SHALL MAINTAIN ALL EXIST, EXIT LIGHTING, FIRE PROTECTION DEVICES, AND LIFE SAFETY SYSTEMS IN WORKING ORDER. CONTRACTOR TO PROVIDE TEMPORARY FIRE EXTINGUISHERS DURING THE COURSE OF CONSTRUCTION AS REQUIRED BY THE AUTHORITIES HAVING JURISDICTION.
16. EXIT DOORS, EGRESS DOORS, AND OTHER DOORS REQUIRED FOR MEANS OF EGRESS SHALL BE OPERABLE FROM THE INSIDE WITHOUT USE OF A KEY OR SPECIAL KNOWLEDGE OR EFFORT.
17. DIMENSIONS ARE FROM FACE OF MASONRY OR FACE OF METAL FRAMING, TYPICAL UNLESS NOTED OTHERWISE. MASONRY DIMENSIONS ARE NOMINAL.
18. UNLESS NOTED OTHERWISE, ALL ROUGH (RO) OPENINGS FOR DOORS IN STUD WALLS, NOT LOCATED BY DIMENSIONS ON PLANS OR IN DETAILS, SHALL BE 4" AWAY FROM FRAMING TO ADJACENT PERPENDICULAR WALL, FACE OF STUD.
19. ROOM AND DOOR NUMBERS SHOWN ON DRAWINGS ARE FOR CONSTRUCTION PURPOSES ONLY.
20. ALL CONCEALED WOOD FRAMING, AND PLYWOOD SHEATHING SHALL BE FIRE RETARDANT TREATED (FRT). ALL WOOD BLOCKING IN FIRE RATED ASSEMBLIES TO BE FIRE RETARDANT.
21. NON FRT BLOCKING, NAILERS, AND FURRING MAY BE USED WHERE INSTALLED IN ACCORDANCE W/ IBC SECTION 718, INCLUDING DIMENSIONAL WOOD BLOCKING, FIRE BLOCKING, REQUIREMENTS, ETC. WOOD BLOCKING INSTALLED IN ACCORDANCE W/ IBC SECTION 603 FOR HANDRAILS, MILLWORK, CABINETS, WINDOWS, AND DOORS, IS NOT REQUIRED TO BE FRT.
22. PROVIDE WATER-RESISTANT GYPSUM BOARD ON WALLS W/ OPERABLE PLUMBING FIXTURES, AND WITHIN 4'-0" OF DRINKING FOUNTAINS OR WATER COOLERS.
23. PROVIDE ACCESS PANELS AS REQUIRED BY APPLICABLE CODES AS REQUIRED FOR MECHANICAL EQUIPMENT AND PLUMBING WORK. ALL ACCESS PANEL LOCATIONS SHALL BE REVIEWED W/ THE ARCHITECT OR ARCHITECT'S REPRESENTATIVE PRIOR TO PROCEEDING.
24. ALL INSULATION EXPOSED TO CEILING PLENUM IS TO BE FIRE AND DUST PROOF.
25. ALL DISSIMILAR MATERIALS SHALL BE ISOLATED FROM EACH OTHER TO AVOID GALVANIC CORROSION. WHERE TWO DISSIMILAR METALS MEET, PAINT FACE OF ONE W/ BITUMINOUS PROVIDE SEALANT BETWEEN DISSIMILAR MATERIALS, SUCH AS GYPSUM BOARD AND MASONRY, MASONRY AND CONCRETE, COUNTERTOPS AND WALLS, ETC.
26. PROVIDE SEALANT BETWEEN HOLLOW METAL FRAME PERIMETERS AND SURROUNDING WALL CONSTRUCTION, UNLESS NOTED OTHERWISE.
27. ALL PENETRATIONS THROUGH GYPSUM BOARD AND MASONRY SURFACES, INCLUDING BUT NOT LIMITED TO WINDOWS, DOORS, LOUVERS, VENTS, EXHAUST FANS, PIPE PENETRATIONS, CONDUIT, DUCTWORK, GRILLES, REGISTERS, DEVICE BOXES, HANGER RODS, ETC. SHALL
28. HAVE THEIR COMMON JOINTS W/ GYPSUM BOARD AND/OR MASONRY CAULKED. ALL PENETRATIONS SHALL BE SEALED AROUND THE ENTIRE PERIMETER W/ SEALANT (BOTH ON EXTERIOR AND INTERIOR SIDES).
29. UNLESS OTHERWISE NOTED, ALL GYPSUM WALL BOARD IS TO RECEIVE ONE PRIMER COAT AND TWO COATS OF PAINT AS PER SPECIFICATION 09900.
30. IN ALL INSTANCES WHERE WORK IS BEING CORRECTED OR REPAIRED, CONTRACTOR IS TO REPAINT ENTIRE WALL TO NEAREST CORNER OR BREAK LINE WHERE WALL CHANGES DIRECTION.
31. CONTRACTOR SHALL REMOVE ANY STRAY PAINT, DIRT, OR STAINS INCURRED DURING THE CONSTRUCTION PROCESS. CONTRACTOR SHALL BE RESPONSIBLE FOR REMOVING ALL TEMPORARY EQUIPMENT COVERINGS USED DURING CONSTRUCTION, AND SHALL ALSO BE RESPONSIBLE FOR REMOVING THEIR TRASH OFF OF THE JOB SITE DAILY.
32. PROVIDE FINISHED END PANELS, FILLERS, SUPPORTS, ETC. REQUIRED FOR A COMPLETE CABINETRY INSTALLATION. PROVIDE CUTOUTS, ACCESS PANELS, AND REMOVABLE COMPONENTS AS REQUIRED BY NEW OR EXIST. CONDITIONS, SUCH AS ELECTRICAL OUTLETS, JUNCTION BOXES, CLEANOUTS, ETC.
33. CONTRACTOR TO VERIFY MOUNTING HEIGHTS OF ACCESSORIES, EQUIPMENT, DOOR HARDWARE, CASEWORK, SWITCHES, AND OUTLETS ALONG WALLS OR AT MILLWORK, COUNTERS, SHELVING SINKS, ETC. WHERE MOUNTING HEIGHTS ARE NOT INDICATED, MOUNT ITEMS IN ACCORDANCE W/ RECOGNIZED INDUSTRY STANDARDS, COORDINATE LOCATIONS W/ MANUFACTURER OR SUPPLIER, AND REFER MOUNTING HEIGHT QUESTIONS TO ARCHITECT FOR INTERPRETATION.
34. 2x6 CONTINUOUS WOOD BLOCKING SHALL BE PROVIDED AT GYPSUM BOARD PARTITIONS FOR ALL CABINET WORK AT TOP AND BOTTOM OF WALL MOUNTED UNITS AND UNDER COUNTER TOP LEVEL OF BASE CABINET. ALL OPEN FACE SHELVING UNITS SHALL HAVE CONCEALED ANCHOR BRACKETS. METAL STRAPPING MAY BE USED FOR BLOCKING AT BASE CABINETS.
35. FIRE EXTINGUISHER CABINETS TO BE MOUNTED AT 4'-0" A.F.F. TO TOP, MAXIMUM, AS PER ACCESSIBILITY REQUIREMENTS. FIRE EXTINGUISHERS W/ GROSS WEIGHT OVER 40LBS MUST BE MOUNTED AT 3'-6" MAX. CLEARANCE BETWEEN THE BOTTOM OF THE FLOOR AND THE EXTINGUISHER MAY NOT BE LESS THAN 4".
36. CONTRACTOR SHALL COMPLY W/ MANUFACTURER'S INSTRUCTIONS WHEN RELOCATING AND/OR INSTALLING ANY EQUIPMENT AND FURNISHINGS.

ABBREVIATIONS

&	AND
L	ANGLE
@	AT
℄	CENTERLINE
Ø	DIAMETER OR ROUND
d	PENNEY
⊥	PERPENDICULAR
℘	PLATE
#	POUND OR NUMBER
A.B.	ANCHOR BOLT
A.C.	ASPHALTIC CONCRETE
A/C	AIR CONDITION
ACOUS.	ACOUSTICAL
ACT	ACOUSTICAL CEILING TILE
ACCESS.	ACCESSORIES
ADJ.	ADJACENT
AFF	ABOVE FINISHED FLOOR
AGGR.	AGGREGATE
ALT.	ALTERNATE
ALUM.	ALUMINUM
ANDD.	ANODIZED
APPROX.	APPROXIMATE
ARCH.	ARCHITECTURAL
AWS	AMERICAN WELDING SOCIETY
B.B	BOTTOM OF BEAM
BD	BOARD
BITUM.	BITUMINOUS
B.J.	BOTTOM OF JOIST
BLDG.	BUILDING
BLK.	BLOCK
BLKG.	BLOCKING
BM.	BEAM
BTM.	BOTTOM
CAB.	CABINET
CATV	CABLE TELEVISION
CK-B	CHALK BOARD
C.B.	CATCH BASIN
CEM.	CEMENT
CER.	CERAMIC
CHAM.	CHAMFER
CFMF	COLD FORM METAL FRAMING
C.I.	CAST IRON
C.J.	CONTROL JOINT
C.L.	CENTER LINE
CLG.	CEILING
CLKG.	CAULKING
CLO.	CLOSET
CLR.	CLEAR
CMU	CONCRETE MASONRY UNIT
CNTR.	COUNTER
C.O.	CLEAN OUT
COL.	COLUMN
CONC.	CONCRETE
CONN.	CONNECTION
CONSTR.	CONSTRUCTION
CONT.	CONTINUOUS
CORR.	CORRIDOR/CORRUGATED
COORD.	COORDINATE
CPT.	CARPET
C.T.	CERAMIC TILE
CPU	CENTRAL PROCESSING UNIT
C.R.	CLASSROOM
CRT	CATHODE RAY TUBE
CTR.	CENTER
CTSK.	COUNTERSUNK
CU	CUBIC
C.W.	COLD WATER
D.	DEPTH
DBL.	DOUBLE
D.D.	DOOR DIMENSION
DEPT.	DEPARTMENT
DET.	DETAIL
D.F.	DOUGLAS FIR
DIA.	DIAMETER
DIAG.	DIAGONAL
DIM.	DIMENSION
DISP.	DISPENSER
DMT.	DEMOUNTABLE
DN.	DOWN
D.O.	DOOR OPENING
DR.	DOOR
DS.	DOWN SPOUT
D.S.P.	DRY STANDPIPE
D.W.	DISH WASHER
DWG.	DRAWING
DWR.	DRAWER
E.	EAST
(E)	EXISTING
EA.	EACH
E.F.	EXHAUST FAN
E.J.	EXPANSION JOINT
ELEC.	ELECTRICAL
ELEV.	ELEVATION
ELVR.	ELEVATOR
EMER.	EMERGENCY
ENCL.	ENCLOSURE
EQ.	EQUAL
EQUIP.	EQUIPMENT
E.W.	EACH WAY
EXIST.	EXISTING
EXPO.	EXPOSED
EXP.	EXPANSION
EXT.	EXTERIOR
(F)	FUTURE
F.B.O	FURNISHED BY OTHERS
F.D.	FLOOR DRAIN
FDN.	FOUNDATION
F.E.	FIRE EXTINGUISHER
F.E.C.	FIRE EXISTING CAB.
FG	FIBERGLASS
F.H.	FIRE HYDRANT
F.H.C.	FIRE HOSE CAB.
FIN.	FINISH
F.L.	FLOW LINE
FLR.	FLOOR
FLASH.	FLASHING
FLUOR.	FLUORESCENT
F.O.C.	FACE OF CONCRETE
F.O.M.	FACE OF MASONRY
F.O.S.	FACE OF STUDS
FPL	FIREPLACE
FPRF.	FIREPROOF
F.S.	FAR SIDE
FRMG.	FRAMING
FT.	FOOT OR FEET
FTG.	FOOTING
FURR.	FURRING
F.W.S.	FINISHED WALL SURFACE
FRP	FIBERGLASS REINFORCED PLASTIC PANEL
GA.	GAUGE
GALV.	GALVANIZED
G.B.	GRAB BAR
G.D.	GARBAGE DISPOSAL
GL.	GLASS
GLB.	GLU-LAM BEAM
GND.	GROUND
GR.	GRADE
GYP.	GYPSUM
H.	HIGH
H.B.	HOSE BIBB
HDCP	HANDICAPPED
H.C.	HOLLOW CORE
H.D.	HOLD-DOWN
HDG	HOT DIPPED GALVANIZED
HDR.	HEADER
HDWD.	HARDWOOD
HDWR.	HARDWARE
H.I.D.	HIGH INTENSITY DISCHARGE
H.M.	HOLLOW METAL
HORIZ.	HORIZONTAL
H.P.	HIGH POINT
HR	HOUR
H.R.	HANDRAIL
HT.	HEIGHT
H.W.	HOT WATER
I.D.	INSIDE DIAMETER
INCAN.	INCANDESCENT
INCL.	INCLUDE
INSUL.	INSULATION
INT.	INTERIOR
JAN.	JANITOR
JST.	JOIST
JT.	JOINT
KIT.	KITCHEN
L.	LONG OR LENGTH
LAB.	LABORATORY
LAM	LAMINATE
LAV	LAVATORY
L.B.	LAG BOLT
LIN.	LINEAR
L.O.C.	LIMITS OF CONTRACT
LOC.	LOCATION
L.P.	LOW POINT
LT.	LIGHT
MAS.	MASONRY
MAX	MAXIMUM
M.B.	MACHINE BOLT
M.C.	MECHANICAL CONTRACTOR
MECH.	MECHANICAL
MEMB.	MEMBRANE
MFG.	MANUFACTURED
MFR.	MANUFACTURER
MH.	MANHOLE
MIN.	MINIMUM
MIR.	MIRROR
MISC.	MISCELLANEOUS
MK-B	MARKER BOARD
M.O.	MASONRY OPENING
MOD.	MODULAR
M.R.	MOISTURE RESISTANT
MTD.	MOUNTED
MTL	METAL
MULL.	MULLION
N.	NORTH
N/A	NOT APPLICABLE
N.I.C.	NOT IN CONTRACT
NO. OR #	NUMBER
NOM.	NOMINAL
N.R.C.	NOISE REDUCTION COEFFIC.
N.S.	NEAR SIDE
N.T.S.	NOT TO SCALE
O/	OVER
O.A.	OVER-ALL
OBS.	OBSCURE
O.C.	ON CENTER
O.D.	OUTSIDE DIAMETER
OFF.	OFFICE
O.H.	OVERHEAD
OPNG.	OPENING
OPP.	OPPOSITE
OPP. HND.	OPPOSITE HAND
O.T.S.	OPEN TO STRUCTURE
PART.	PARTITION
P.C.	PORTLAND CEMENT
PED.	PEDESTAL
PERP.	PERPENDICULAR
P.H.	PANIC HARDWARE
P.L.	PROPERTY LINE
PL.	PLATE
P/LAM.	PLASTIC LAMINATE
PLAS.	PLASTER
PLMBG.	PLUMBING
P.P.	POWER POLE
PR.	PAIR
PROP.	PROPOSED
PRCST.	PRECAST
PRT. BRD.	PARTICLE BOARD
PT.	POINT
P.T.	PRESSURE TREATED
P.T.D.	PAPER TOWEL DISP.
P.T.D./R	COMBINATION PAPER TOWEL DISPENSER AND RECEPTACLE
P.T.R.	PAPER TOWEL RECEPTACLE
PVC	POLYVINYL CHLORIDE
P.W.	PLYWOOD
PWR.	POWER
Q.T.	QUARRY TILE
R.	RISER
R.A.	ROOF AREA
R.A.C.	RUN ABOVE CEILING
R.B.F.	RUN BELOW FLOOR
RAD.	RADIUS
R.D.	ROOF DRAIN
REF.	REFERENCE
REFR.	REFRIGERATOR
REINF.	REINFORCED
REQ'D	REQUIRED
RESIL.	RESILIENT
R.I.W.	RUN IN WALL
RM.	ROOM
R.O.	ROUGH OPENING
RO.S.	ROUGH SAWN
R.O.W.	RIGHT OF WAY
R.S.	RESAWN
R.W.	REDWOOD
S.	SOUTH
SACT.	SUSPENDED ACOUSTICAL CEILING TILE
S.C.	SOLID CORE
S.C.D.	SEAT COVER DISP.
SCHED.	SCHEDULE
SD.	STORM DRAIN
S.D.	SOAP DISPENSER
SECT.	SECTION
SGFT	STRUCTURALLY GLAZED FINISH TILE
SH.	SHELF
SHR.	SHOWER
SHT.	SHEET
SHTG.	SHEATHING
SIM.	SIMILAR
S.N.D.	SANITARY NAPKIN DISPENSER
S.N.R.	SANITARY NAPKIN RECEPTACLE
S & P	SHELF & POLE
SPEC.	SPECIFICATION
SQ.	SQUARE
SST.	STAINLESS STEEL
S.SK.	SERVICE SINK
STA.	STATION
STD.	STANDARD
STL.	STEEL
STOR.	STORAGE
STRL.	STRUCTURAL
SUSP.	SUSPENDED
SYM.	SYMMETRICAL
S.W.	SIDEWALK
T.B.	TOP OF BEAM
T/B	TOWEL BAR
T. & B.	TOP AND BOTTOM
T.C.	TOP OF CURB
TEL.	TELEPHONE
TEMP.	TEMPERED
TER.	TERRAZZO
T & G	TONGUE & GROOVE
THK.	THICK
T.J.	TOOL JOINT
TK-B	TACK BOARD
TK-S	TACK STRIP
T.L.	TOP OF LEDGER
T.O.F.	TOP OF FOOTING
T.O.S.	TOP OF STEEL
T.P.	TOP OF PAVEMENT
T.P.D.	TOILET PAPER DISP
TRD.	TREAD
T.S.	TOP OF SHEATHING
TSL	TOP OF SLAB
TST	TOP OF STEEL
T.V.	TELEVISION
T.W.	TOP OF WALL
TYP	TYPICAL
U.G.	UNDERGROUND
UNF.	UNFINISHED
U.N.O.	UNLESS NOTED OTHERWISE
UR.	URINAL
VCT	VINYL COMPOSITION TILE
VB	VAPOR BARRIER
VERT.	VERTICAL
VEST.	VESTIBULE
V.F.	VINYL FABRIC
V.G.	VERTICAL GRAIN
VIF	VERIFY IN FIELD
VNR	VENEER
W.	WEST, WIDTH, WIDE
W/	WITH
W.C.	WATER CLOSET
WCV	WALL COVERING
WD	WOOD
WG.	WIRE GLASS
W.H.	WATER HEATER
W/O	WITHOUT
WP.	WATERPROOF
WSCT.	WAINSCOT
WT.	WEIGHT
WWF	WELDED WIRE FABRIC
Y.D.	YARD DRAIN
YD.	YARD

SYMBOLS

Symbol	Description
A / 1	STRUCTURAL GRID LINE
3 / 4.1	WALL SECTION (3) SHEET WHERE DRAWN (4.1)
A / 4.1	BUILDING SECTION (A) SHEET WHERE DRAWN (4.1)
3 / 4.1	DETAIL IDENTIFICATION (3) SHEET WHERE DRAWN (4.1)
A / 4.1	ELEVATION IDENTIFICATION (A) SHEET WHERE DRAWN (4.1)
###	DOOR IDENTIFICATION TAG
#	WALL TYPE TAG
A	WINDOW IDENTIFICATION TAG
D - 1	CONSTRUCTION NOTES
C - 1	DEMOLITION NOTES
FIN.FLOOR 0'-0"	ELEVATION LEVEL MARKER
1 / A4.7	DENOTES PLAN DETAIL (DETAIL #1/SHEET A4.7)
	DENOTES 2 HOUR FIRE RATING
	EXISTING WALL TO REMAIN
	NEW WALL CONSTRUCTION (SEE WALL TYPE FOR CONSTRUCTION MATL'S)
	WALL DEMOLITION
1	REVISION
R102	ROOM NUMBER
PRE-K CLASSROOM	ROOM NAME

StudioJAED
ARCHITECTS ▫ ENGINEERS ▫ FACILITIES SOLUTIONS
Email: info@StudioJAED.com
Website: www.StudioJAED.com

CORPORATE HEADQUARTERS
2500 WRANGLE HILL ROAD, STE. 110
BEAR, DELAWARE 19701
P: (302) 832-1652 F: (302) 832-1423

PROVIDENCE OFFICE
10 DORRANCE STREET, STE. 700
PROVIDENCE, RHODE ISLAND 02903

MARYLAND OFFICE
213 FRONT STREET, P.O. BOX 254
CRUMPTON, MARYLAND 216285

CONSULTANT

This drawing is the property of StudioJAED and is prepared for the exclusive use of its clients at the location indicated. No other use is authorized or intended.

ARCHITECT / ENGINEER SEAL

PROJECT

CITY OF PROVIDENCE
AT
PLEASANT VIEW ELEMENTARY SCHOOL
50 OBADIAH BROWN RD
PROVIDENCE, RI 02909

REVISIONS

MARK	DESCRIPTION	DATE
-	-	-

SHEET TITLE

ABBREVIATIONS SYMBOLS AND SCOPE OF WORK

BID DOCUMENTS
SEPTEMBER 19, 2022

DRAWN	CHK'D	PROJECT NO.
BPF	RJC	20041

SHEET NO.

G-002

THE RECEIVER OF THESE PLANS BY HARD COPY OR ELECTRONIC TRANSMISSION BY USE THEREOF UNDERSTANDS AND AGREES AS FOLLOWS: • THE ELECTRONIC DATA TRANSMITTED (THAT'S MAY BE ALTERED DURING TARGET AND TRANSLATION. • JAED CORPORATION DO NOT WARRANT OR MAKE ANY REPRESENTATIONS WITH RESPECT TO THE ACCURACY OF THE DATA. • THE RECEIVER WILL COMPARE THE DATA WITH AVAILABLE HARD COPIES. • JAED CORPORATION RETAIN ALL OWNERSHIP, COPYRIGHT, AND OTHER INTELLECTUAL PROPERTY INTERESTS IN THE DATA AND INFORMATION ON THE TAPES. • THE RECEIVER WARRANTS THAT IT WILL NOT REPRODUCE OR OTHERWISE MAKE USE OF THE DATA OR PLANS IN ANY ENDEAVOR THE RECEIVER OF THESE PLANS BY HARD COPY OR ELECTRONIC TRANSMISSION BY USE THEREOF UNDERSTANDS AND AGREES AS FOLLOWS: • THE ELECTRONIC DATA TRANSMITTED (THAT'S MAY BE ALTERED DURING TARGET AND TRANSLATION. • JAED CORPORATION DO NOT WARRANT OR MAKE ANY REPRESENTATIONS WITH RESPECT TO THE ACCURACY OF THE DATA. • THE RECEIVER WILL COMPARE THE DATA WITH AVAILABLE HARD COPIES. • JAED CORPORATION RETAIN ALL OWNERSHIP, COPYRIGHT, AND OTHER INTELLECTUAL PROPERTY INTERESTS IN THE DATA AND INFORMATION ON THE TAPES. • THE RECEIVER WARRANTS THAT IT WILL NOT REPRODUCE OR OTHERWISE MAKE USE OF THE DATA OR PLANS IN ANY ENDEAVOR THE RECEIVER OF THESE PLANS BY HARD COPY OR ELECTRONIC TRANSMISSION BY USE THEREOF UNDERSTANDS AND AGREES AS FOLLOWS: • THE ELECTRONIC DATA TRANSMITTED (THAT'S MAY BE ALTERED DURING TARGET AND TRANSLATION. • JAED CORPORATION DO NOT WARRANT OR MAKE ANY REPRESENTATIONS WITH RESPECT TO THE ACCURACY OF THE DATA. • THE RECEIVER WILL COMPARE THE DATA WITH AVAILABLE HARD COPIES. • JAED CORPORATION RETAIN ALL OWNERSHIP, COPYRIGHT, AND OTHER INTELLECTUAL PROPERTY INTERESTS IN THE DATA AND INFORMATION ON THE TAPES. • THE RECEIVER WARRANTS THAT IT WILL NOT REPRODUCE OR OTHERWISE MAKE USE OF THE DATA OR PLANS IN ANY ENDEAVOR

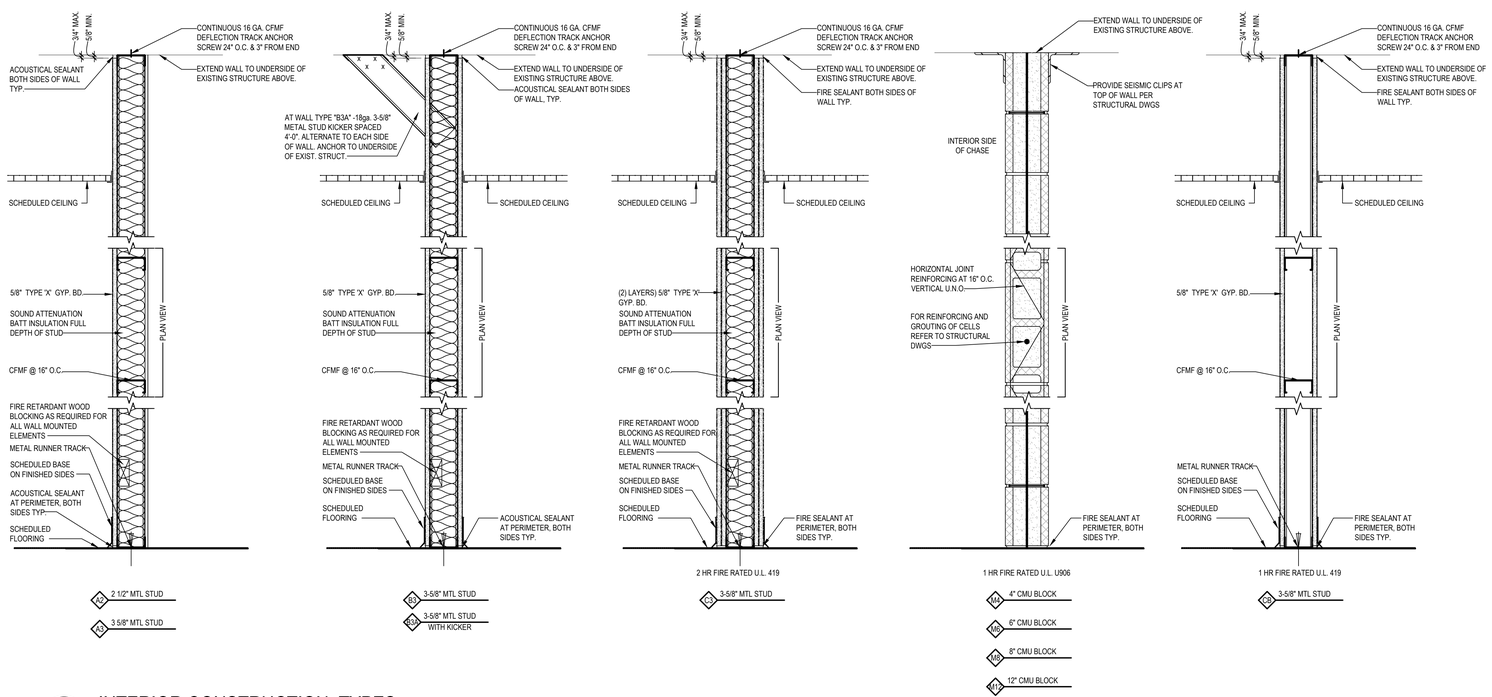

1 G-003

INTERIOR CONSTRUCTION TYPES

SCALE: 1 1/2" = 1'-0"

INTERIOR PARTITION PLAN GENERAL NOTES

1. ALL PARTITIONS ARE TYPE M6 UNLESS OTHERWISE NOTED. PARTITIONS TYPES ARE KEYED ON FLOOR PLANS.
2. ALL WORK SHALL COMPLY WITH FEDERAL, STATE, AND LOCAL BUILDING CODES AND REGULATIONS.
3. VERIFY RATED WALLS WITH CODE PLANS.
4. REVIEW ALL DRAWINGS AND COORDINATE WALL CONSTRUCTION INCLUDING LOCATION OF FRAMING MEMBERS WITH PENETRATIONS, RECESSED AND SURFACE MOUNTED ITEMS. PROVIDE FRAMING AND OR BACKING AS REQUIRED TO SUPPORT WALL MOUNTED OR RECESSED ITEMS AND WALL CONSTRUCTION AROUND ITEMS.
5. WHEN ITEMS PENETRATE WALL CONSTRUCT SO ITEMS DO NOT BEAR ON WALLS.
6. PARTITIONS ENCLOSING SPACES WITHOUT CEILINGS ARE TO EXTEND TO UNDERSIDE OF SLAB ABOVE.
7. ALL FIRE RATED PARTITION ASSEMBLIES ARE TO CONTINUE FROM FLOOR TO DECK ABOVE.
8. ALL FIRE AND SMOKE RATED PARTITIONS ARE TO HAVE ANYWALL GAPS FILLED WITH A MATERIAL THAT WILL MEET OR EXCEED THE RATING AND/OR CONSTRUCTION REQUIREMENTS OF THE WALL.
9. THE ENVELOPE CREATED BY FIRE RATED PARTITIONS AND SHAFTS IS REQUIRED TO BE CONTINUOUS AND UNINTERRUPTED EXCEPT BY TESTED THROUGH-PENETRATION FIRE STOP ASSEMBLIES AS SPECIFIED. REFER TO THE CODE PLAN FOR DIAGRAMS.
10. PROJECT IS BASED ON QUOTED UL DESIGNS. OTHER DESIGNS ACCEPTABLE TO ALL AGENCIES WITH JURISDICTION MAY BE SUBMITTED FOR APPROVAL.
11. WALL TYPES DESCRIBED ON THIS SHEET DO NOT ACCOUNT FOR REQUIRED BACKING AND /OR SUPPORT FOR WALL MOUNT FIXTURES, EQUIPMENT, CASEWORK AND/OR SYSTEMS FURNITURE. COORDINATE WITH ENLARGED FLOOR PLANS, INTERIOR ELEVATIONS, AND EQUIPMENT PLANS PRIOR TO THE COVERING OF STUD FRAMING. REFER TO MANUFACTURER'S RECOMMENDATIONS.
12. ALL PARTITIONS DIMENSIONS PROVIDED FACE OF STUD UNLESS OTHERWISE NOTED.
13. WALL TYPES AND RATINGS INDICATED ON PLAN CONTINUE ABOVE/BELOW ADJACENT WINDOW OR DOOR OPENINGS.
14. MAINTAIN FIRE RATING AROUND RECESSED FIXTURES.
15. AT PARTITIONS SCHEDULED TO RECEIVE CERAMIC OR STONE TILE FINISH, USE CEMENT BOARD AT THE OUTER LAYER AND MOISTURE/MOLD RESISTANT BOARD IN THE REMAINING LAYERS OF THAT SIDE OF THE PARTITION, INSTALLATION OF CEMENT BOARD AND MOISTURE/MOLD RESISTANT BOARD SHALL CONFORM TO REQUIREMENT FOR FIRE RESISSTANCE RATINGS INDICATED.
16. DO NOT LOCATE OUTLET BOXES (INCLUDING TELECOM/DATA AND ELECTRICAL) OPPOSITE ONE ANOTHER IN ACOUSTICALLY RATED PARTITIONS. LOCATE OUTLETS AT LEAST ONE STUD BAY APART. SEAL THE OUTLET BOXES WITH PUTTY PADS AND CAULK THE PERIMETER USING ACOUSTIC SEALANT. AT RATED PARTITIONS, LOCATE OUTLET BOXES 24" APART, MIN. UNLESS AT SHAFT WALLS.
17. AT ALL ACOUSTICALLY RATED PARTITIONS USE ACOUSTICAL SEALANT APPLIED PER MANUFACTURERS INSTRUCTIONS.
18. ON CONTINUOUS WALL SURFACE WHERE CONSTRUCTION INVOLVES MORE THAN ONE MATERIAL, FINISH, OR MATERIAL THICKNESS ALIGN FACE OF FINISH UNLESS OTHERWISE NOTED.
19. REFER TO REFLECTED CEILING PLAN FOR CEILING MATERIALS AND HEIGHTS; REFER TO ROOM FINISH SCHEDULE FOR FINISHES AND SPECIAL INSTRUCTIONS.
20. PROVIDE CEMENTIOUS BOARD AT TILED WALLS. REFER TO FINISH PLAN FOR LOCATIONS.
21. ABUSE RESISTANT GWB TO BE INSTALLED IN ALL HALLWAYS.

MOUNTING HEIGHTS GENERAL NOTES

1. ALL MOUNTING HEIGHTS SHALL BE MEASURED FROM FINISHED FLOOR TO CENTERLINE OF DEVICE, U.O.N. EXCLUDING EXIT SIGNS.
2. DEVICES SHALL BE INSTALLED ON A COMMON VERTICAL CENTERLINE WHEREVER POSSIBLE
3. ALL DEVICES SHALL BE INSTALLED AT MOUNTING HEIGHTS AS INDICATED, U.O.N.
4. FINISH TILE ELEVATIONS ARE REPRESENTATIVE. TILE PATTERN STARTS AT OUTSIDE CORNERS U.O.N. IN INTERIOR ELEVATIONS. CUT TILES AT INSIDE CORNERS TO BE KEPT AT NO SMALLER THAN 4".

TYPICAL MOUNTING HEIGHTS

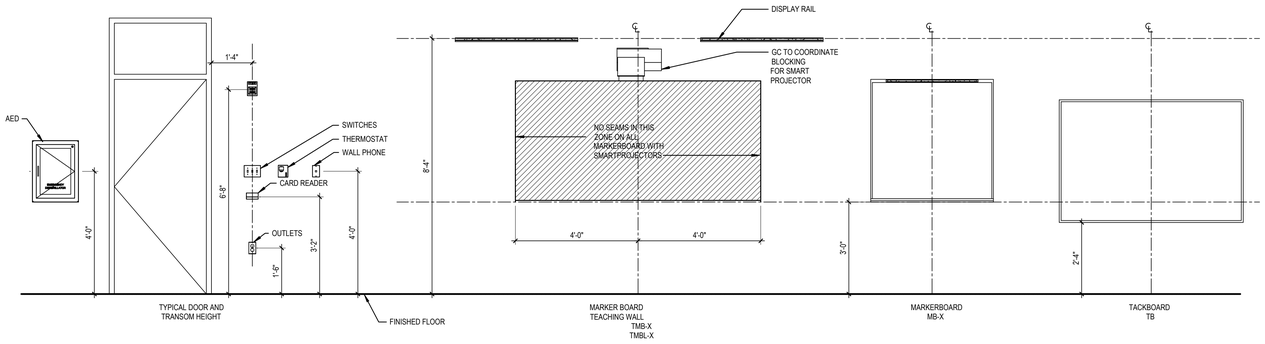

TOILET ACCESSORIES

SCALE 1/2" = 1'-0"

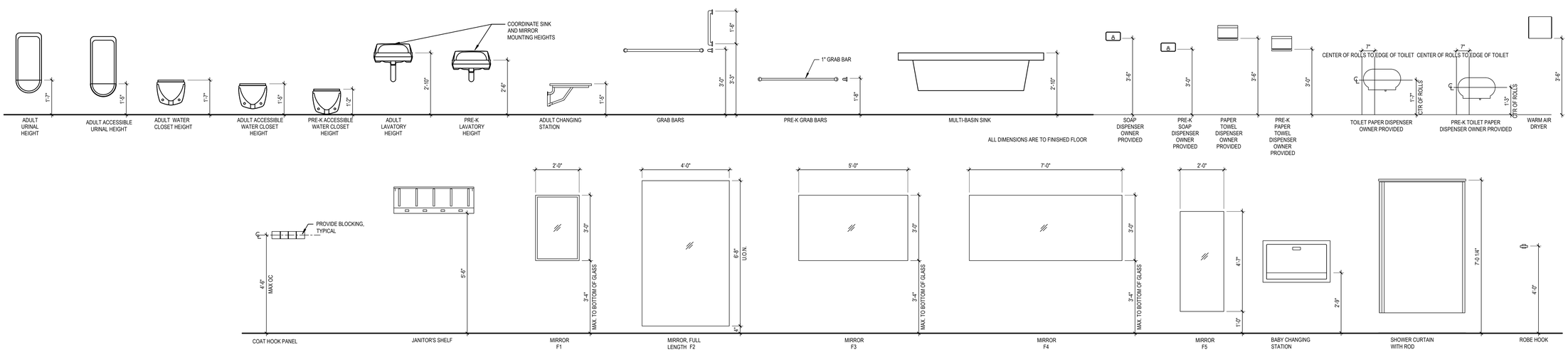

STUDIO JAED
ARCHITECTS ◘ ENGINEERS ◘ FACILITIES SOLUTIONS
Website: www.StudioJAED.com Email: info@StudioJAED.com
MARYLAND OFFICE 213 FRONT STREET, P.O. BOX 254 CRUMPTON, MARYLAND 21628
PROVIDENCE OFFICE 10 DORRANCE STREET, STE. 700 PROVIDENCE, RHODE ISLAND 02903
CORPORATE HEADQUARTERS 2300 WRANGLE HILL ROAD, STE. 110 BEAR, DELAWARE 19701 PHONE: (302) 832-1423

CONSULTANT

This drawing is the property of StudioJAED and is prepared for the exclusive use of its clients at the location indicated. No other use is authorized or intended.

ARCHITECT / ENGINEER SEAL

CITY OF PROVIDENCE RENOVATIONS AT PLEASANT VIEW ELEMENTARY SCHOOL
50 OBADIAH BROWN RD PROVIDENCE, RI 02909

PROJECT

REVISIONS

MARK	DESCRIPTION	DATE

SHEET TITLE

INTERIOR WALL ASSEMBLIES

BID DOCUMENTS
SEPTEMBER 19, 2022

DRAWN	CHK'D	PROJECT NO.
BPF	RJC	20041

SHEET NO.

G-003

1/20/2022 3:12 PM

THE REUSE OF THESE PLANS BY ANY COPY OR ELECTRONIC TRANSMISSION IN USE THEREOF UNDERSIGNED AND AGREES AS FOLLOWS: - THIS ELECTRONIC DATA TRANSMITTED STANTLY MAY BE ALTERED DURING TRANSIT AND TRANSLATION. - JAED CORPORATION DO NOT WARRANT OR MAKE ANY REPRESENTATIONS WITH RESPECT TO THE ACCURACY OF THE DATA. - THE RECEIVER WARRANTS THAT IT WILL NOT REPRODUCE OR OTHERWISE MAKE USE OF THE DATA OR PLANS IN ANY ENDEAVOR NOT DIRECTLY RELATED TO THE PROJECT FOR WHICH IT WAS ORIGINALLY PREPARED. - THE RECEIVER AGREES TO INDEMNIFY AND HOLD HARMLESS JAED CORPORATION FROM ANY AND ALL CLAIMS, DAMAGES AND EXPENSES ARISING OUT OF OR RESULTING FROM THE USE OF ELECTRONIC DATA. - THE RECEIVER SHALL COMPARE THE DATA WITH AVAILABLE HARD COPIES. - JAED CORPORATION RETAINS ALL OWNERSHIP, COPYRIGHT, AND OTHER INTELLECTUAL PROPERTY INTERESTS IN THE DATA AND INFORMATION ON THE PLANS. - THE RECEIVER WARRANTS THAT IT WILL NOT REPRODUCE OR OTHERWISE MAKE USE OF THE DATA OR PLANS IN ANY ENDEAVOR NOT DIRECTLY RELATED TO THE PROJECT FOR WHICH IT WAS ORIGINALLY PREPARED. - THE RECEIVER AGREES TO INDEMNIFY AND HOLD HARMLESS JAED CORPORATION FROM ANY AND ALL CLAIMS, DAMAGES AND EXPENSES ARISING OUT OF OR RESULTING FROM THE USE OF ELECTRONIC DATA.

9/20/2022 3:12 PM

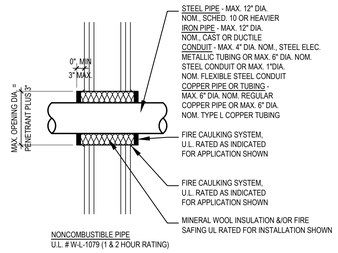

NONCOMBUSTIBLE PIPE
U.L. # W-L-1079 (1 & 2 HOUR RATING)

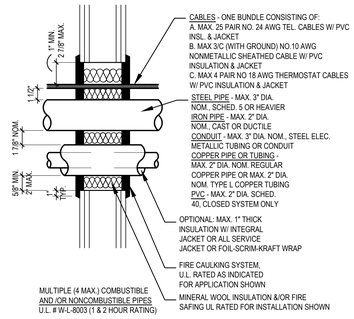

MULTIPLE (4 MAX.) COMBUSTIBLE AND /OR NONCOMBUSTIBLE PIPES
U.L. # W-L-8003 (1 & 2 HOUR RATING)

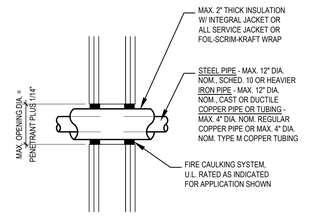

INSULATED NONCOMBUSTIBLE PIPE
U.L. # W-L-5014 (1 & 2 HOUR RATING)

TYP. PENETRATIONS - METAL STUD

SCALE: 1 1/2" = 1'-0"

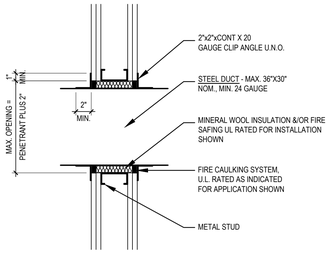

RECTANGULAR DUCT
U.L. # W-L-7008 (1 & 2 HOUR RATING)

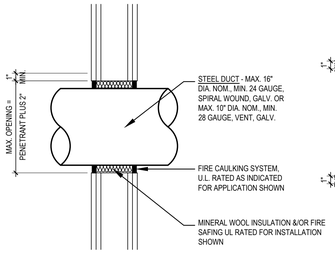

ROUND DUCT
U.L. # W-L-7013 (1 & 2 HOUR RATING)

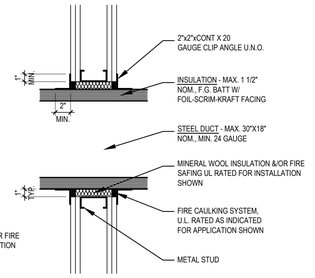

RECTANGULAR DUCT - INSULATED
U.L. # W-L-7051 (1 & 2 HOUR RATING)

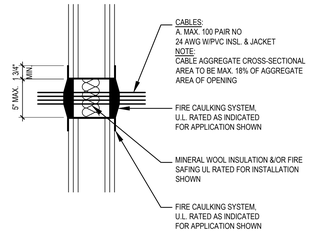

LOOSE CABLE OR SMALL CABLE BUNDLES
U.L. # W-L-3025 (1 & 2 HOUR RATING)

TYP. PENETRATIONS - METAL STUD

SCALE: 1 1/2" = 1'-0"

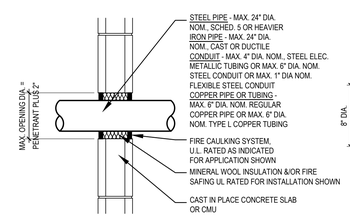

NONCOMBUSTIBLE PIPE
U.L. # C-AJ-1079 (1 & 2 HOUR RATING)

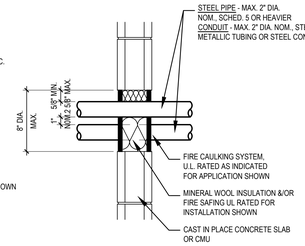

MULTIPLE (3 MAX.) NONCOMBUSTIBLE PIPES
U.L. # C-AJ-1048 (1 & 2 HOUR RATING)

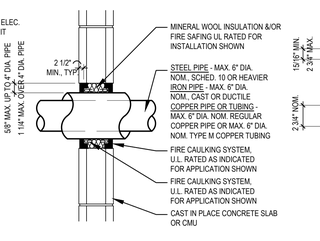

INSULATED NONCOMBUSTIBLE PIPE
U.L. # C-AJ-5058 (1 & 2 HOUR RATING)

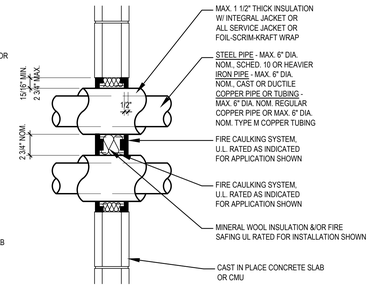

MULTIPLE (2 MAX.) INSULATED NONCOMBUSTIBLE PIPES
U.L. # C-AJ-5042 (1 & 2 HOUR RATING)

TYP. PENETRATIONS - CONCRETE OR CMU

SCALE: 1 1/2" = 1'-0"

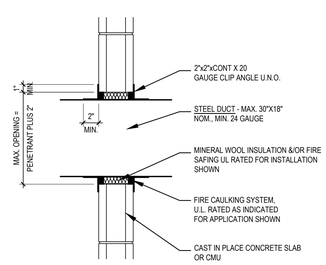

RECTANGULAR DUCT
U.L. # C-AJ-7076 (1 & 2 HOUR RATING)

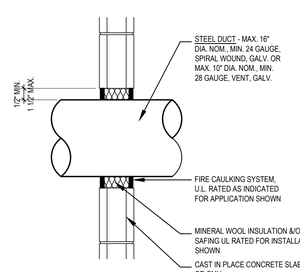

ROUND DUCT
U.L. # C-AJ-7081 (1 & 2 HOUR RATING)

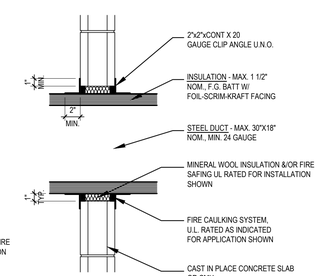

RECTANGULAR DUCT - INSULATED
U.L. # C-AJ-7030 (1 & 2 HOUR RATING)

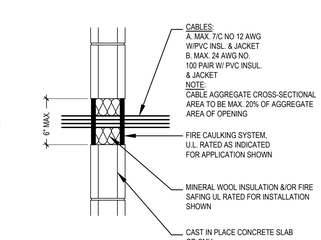

LOOSE CABLE OR SMALL CABLE BUNDLES
U.L. # C-AL-3085 (1 & 2 HOUR RATING)

TYP. PENETRATIONS - CONCRETE OR CMU

SCALE: 1 1/2" = 1'-0"

STUDIOJAED
ARCHITECTS ◘ ENGINEERS ◘ FACILITIES SOLUTIONS
Email: info@StudioJAED.com
Website: www.StudioJAED.com

PROVIDENCE OFFICE
42 WEYBOSSET STREET, STE. 403
PROVIDENCE, RHODE ISLAND 02903
P: (401) 648-0884

MARYLAND OFFICE
213 FRONT STREET, P.O. BOX 754
CROMPTON, MARYLAND 21626

DELAWARE OFFICE
2500 WRANGLE HILL ROAD, STE. 110
BEAR, DELAWARE 19701
P: (302) 832-1650

CONSULTANT

THIS DRAWING IS THE PROPERTY OF STUDIOJAED AND IS PREPARED FOR THE EXCLUSIVE USE OF ITS CLIENTS AT THE LOCATION INDICATED. NO OTHER USE IS AUTHORIZED OR INTENDED.

THE PROFESSIONAL SERVICES OF THE ARCHITECT ARE UNDERTAKEN FOR AND ARE PERFORMED IN THE INTEREST OF [NAME OF PERSON EMPLOYING ARCHITECT]. NO CONTRACTUAL OBLIGATION IS ASSUMED BY THE ARCHITECT FOR THE BENEFIT OF ANY OTHER PERSON INVOLVED IN THE PROJECT.

SIGNATURE: _____
DATE OF SIGNATURE: _____
DATE OF REGISTRATION EXPIRATION: _____

ARCHITECT / ENGINEER SEAL

PROJECT

CITY OF PROVIDENCE
PROVIDENCE PUBLIC SCHOOLS
RENOVATIONS
AT
PLEASANT VIEW ELEMENTARY SCHOOL
50 OBADIAH BROWN RD
PROVIDENCE, RI 02909

REVISIONS

MARK	DESCRIPTION	DATE

SHEET TITLE

TYPICAL FIRE RATED PENETRATION ASSEMBLIES

BID DOCUMENTS
SEPTEMBER 19, 2022

DRAWN	CHK'D	PROJECT NO.
BPF	RJC	20041

SHEET NO.

G-004

THE RECEIVER OF THESE PLANS BY HARD COPY OR ELECTRONIC TRANSMISSION BY USE, THEREOF, AGREES AND ASSESS AS FOLLOWS: - THIS ELECTRONIC DATA TRANSMITTED (TDATA) MAY BE ALTERED DURING TRANSIT AND TRANSLATION. - JAED CORPORATION DO NOT WARRANT OR MAKE ANY REPRESENTATIONS WITH RESPECT TO THE ACCURACY OF THE DATA. - THE RECEIVER WILL COMPARE THE DATA WITH AVAILABLE HARD COPIES. - JAED CORPORATION SHALL NOT BE LIABLE FOR ANY DAMAGES ARISING OUT OF OR RESULTING FROM THE USE OF ELECTRONIC DATA. - THE RECEIVER AGREES TO INDEMNIFY AND HOLD HARMLESS JAED CORPORATION FROM AND AGAINST ALL CLAIMS, DAMAGES, LOSSES AND COSTS OF ANY NATURE ARISING OUT OF OR RESULTING FROM THE USE OF ELECTRONIC DATA. - IN THE EVENT OF ANY DISCREPANCY BETWEEN ELECTRONIC DATA AND HARD COPIES, THE LATTER SHALL GOVERN. - THE RECEIVER AGREES TO RETAIN THESE PROVISIONS IN ANY COPY MADE OF THE DATA. - THE RECEIVER WARRANTS THAT IT WILL NOT REPRODUCE OR OTHERWISE MAKE USE OF THE DATA OR PLANS IN ANY ENDEAVOR NOT DIRECTLY RELATED TO THE PROJECT FOR WHICH IT WAS PREPARED WITHOUT THE EXPRESS WRITTEN CONSENT OF JAED CORPORATION. - ALL RIGHTS RESERVED. © COPYRIGHT - JAED CORPORATION, RETAINS ALL OWNERSHIP, COPYRIGHT, AND OTHER INTELLECTUAL PROPERTY INTERESTS IN THE DATA AND INFORMATION ON THE PLANS. - THE RECEIVER WARRANTS THAT IT WILL NOT REPRODUCE OR OTHERWISE MAKE USE OF THE DATA OR PLANS IN ANY ENDEAVOR NOT DIRECTLY RELATED TO THE PROJECT FOR WHICH IT WAS PREPARED WITHOUT THE EXPRESS WRITTEN CONSENT OF JAED CORPORATION. - ALL RIGHTS RESERVED. © COPYRIGHT - JAED CORPORATION, RETAINS ALL OWNERSHIP, COPYRIGHT, AND OTHER INTELLECTUAL PROPERTY INTERESTS IN THE DATA AND INFORMATION ON THE PLANS. - THE RECEIVER WILL COMPARE THE DATA WITH AVAILABLE HARD COPIES. - JAED CORPORATION SHALL NOT BE LIABLE FOR ANY DAMAGES ARISING OUT OF OR RESULTING FROM THE USE OF ELECTRONIC DATA. - IN THE EVENT OF ANY DISCREPANCY BETWEEN ELECTRONIC DATA AND HARD COPIES, THE LATTER SHALL GOVERN. - THE RECEIVER AGREES TO RETAIN THESE PROVISIONS IN ANY COPY MADE OF THE DATA. - THE RECEIVER AGREES TO INDEMNIFY AND HOLD HARMLESS JAED CORPORATION FROM AND AGAINST ALL CLAIMS, DAMAGES, LOSSES AND COSTS OF ANY NATURE ARISING OUT OF OR RESULTING FROM THE USE OF ELECTRONIC DATA.

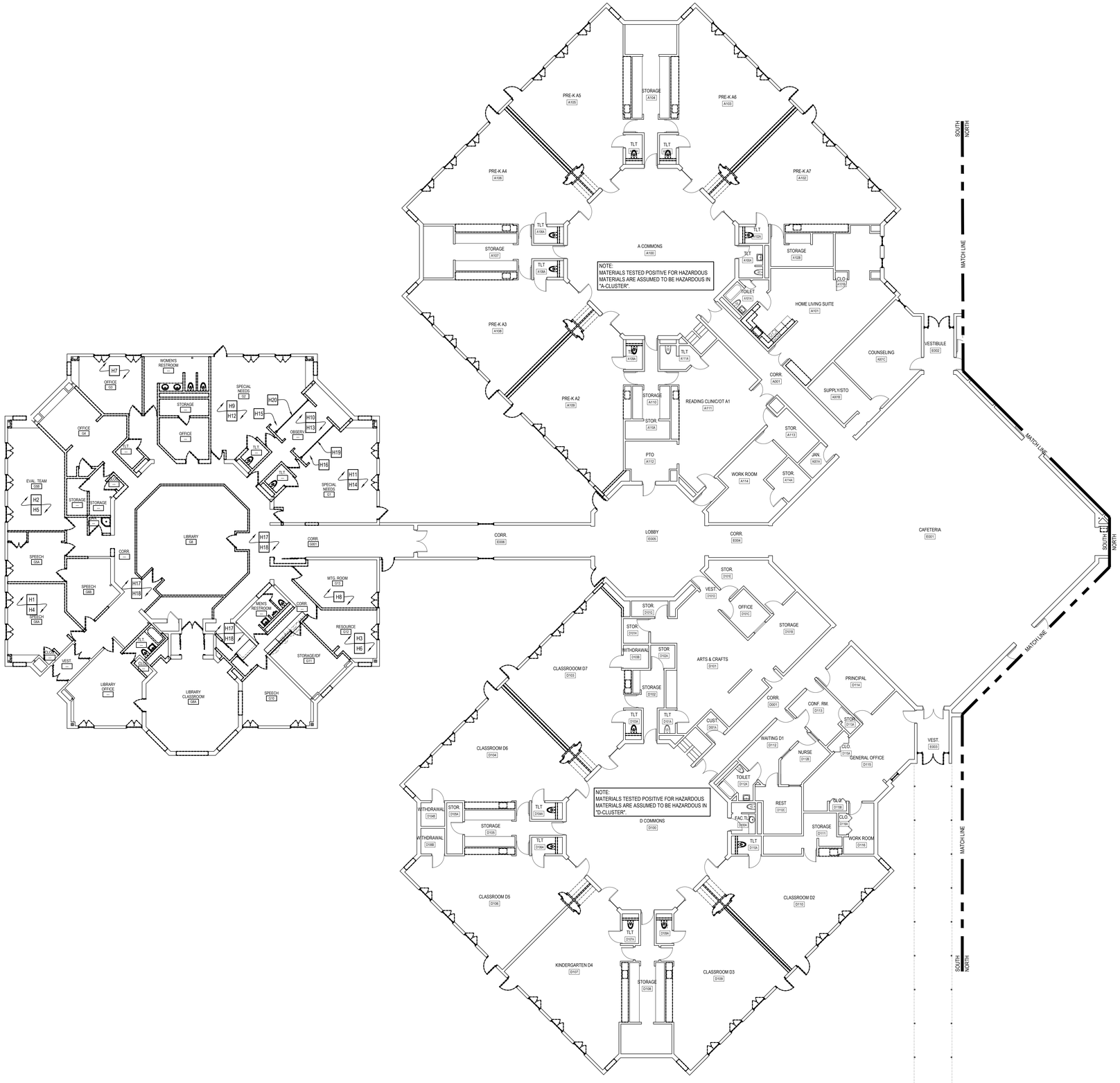

1 / G-005 HAZARDOUS LOCATIONS PLAN - SOUTH

SCALE: 3/32" = 1'-0"

HAZARDOUS MATERIAL - FIRST FLOOR

KEYNOTE	"G-CLUSTER" - LOCATIONS	MATERIAL	ASBESTOS TYPE
H1	ROOM "G6A"	12"x12" VCT - GREEN WITH WHITE	3% CHRYSOTILE
H2	ROOM "G5B"	12"x12" VCT - GREEN WITH WHITE	3% CHRYSOTILE
H3	ROOM "G12"	12"x12" VCT - GREEN WITH WHITE	3% CHRYSOTILE
H4	ROOM "G6A"	BLACK GLUE	10% CHRYSOTILE
H5	ROOM "G5B"	BLACK GLUE	10% CHRYSOTILE
H6	ROOM "G12"	BLACK GLUE	10% CHRYSOTILE
H7	ROOM "G3"	12"x12" VCT - WHITE WITH GRAY	2% CHRYSOTILE
H8	ROOM "G13"	12"x12" VCT - WHITE WITH GRAY	2% CHRYSOTILE
H9	ROOM "G2"	12"x12" VCT - GREEN WITH GRAY	2% CHRYSOTILE
H10	OBSERVATION ROOM BETWEEN "G1/G2"	12"x12" VCT - GREEN WITH GRAY	2% CHRYSOTILE
H11	ROOM "G1"	12"x12" VCT - GREEN WITH GRAY	2% CHRYSOTILE
H12	ROOM "G2"	BLACK GLUE	6% CHRYSOTILE
H13	OBSERVATION ROOM BETWEEN "G1/G2"	BLACK GLUE	6% CHRYSOTILE
H14	ROOM "G1"	BLACK GLUE	6% CHRYSOTILE
H15	ROOM "G2"	SINK COATING	2% CHRYSOTILE
H16	ROOM "G1"	SINK COATING	2% CHRYSOTILE
H17	CORRIDOR	12"x12" VCT - BROWN	2% CHRYSOTILE
H18	CORRIDOR	BLACK GLUE	10% CHRYSOTILE
H19	ROOM "G1" WINDOW	CAULKING AT FIXED INTERIOR WINDOW - GRAY	5% CHRYSOTILE
H20	ROOM "G2" WINDOW	CAULKING AT FIXED INTERIOR WINDOW - GRAY	5% CHRYSOTILE

NOTE:
SHEET G-005 IS FOR REFERENCE ONLY. REFER TO PROJECT MANUAL FOR FULL HAZARDOUS MATERIAL TEST REPORT AND ANALYSIS.

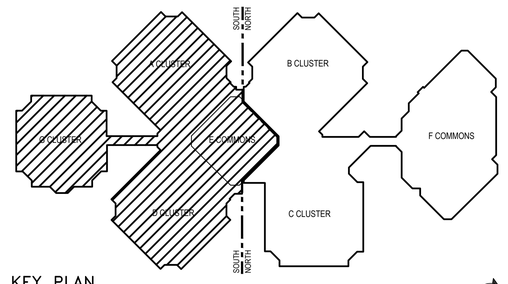

KEY PLAN

SCALE: NTS

STUDIOJAED
ARCHITECTS ◘ ENGINEERS ◘ FACILITIES SOLUTIONS
Website: www.StudioJAED.com
Email: info@StudioJAED.com
PROVIDENCE OFFICE
42 WEYBOSSET STREET, STE. 403
PROVIDENCE, RHODE ISLAND 02903
P: (401) 648-0884
MARYLAND OFFICE
213 FRONT STREET, P.O. BOX 754
CROMPTON, MARYLAND 21520
DELAWARE OFFICE
2500 WRANGLE HILL ROAD, STE. 110
BEAR, DELAWARE 19701
P: (302) 832-1650

CONSULTANT

THIS DRAWING IS THE PROPERTY OF STUDIOJAED AND IS PREPARED FOR THE EXCLUSIVE USE OF ITS CLIENTS AT THE LOCATION INDICATED. NO OTHER USE IS AUTHORIZED OR INTENDED.

THE PROFESSIONAL SERVICES OF THE ARCHITECT ARE UNDERTAKEN FOR AND ARE PERFORMED IN THE INTEREST OF [NAME OF PERSON EMPLOYING ARCHITECT]. NO CONTRACTUAL OBLIGATION IS ASSUMED BY THE ARCHITECT FOR THE BENEFIT OF ANY OTHER PERSON INVOLVED IN THE PROJECT.

SIGNATURE: _____
DATE OF SIGNATURE: _____
DATE OF REGISTRATION EXPIRATION: _____
ARCHITECT / ENGINEER SEAL

PROJECT

CITY OF PROVIDENCE
PROVIDENCE PUBLIC SCHOOLS
RENOVATIONS
AT
PLEASANT VIEW ELEMENTARY SCHOOL
50 OBADIAH BROWN RD
PROVIDENCE, RI 02909

REVISIONS

MARK	DESCRIPTION	DATE

SHEET TITLE

HAZARDOUS LOCATIONS SUMMARY - SOUTH FLOOR PLAN

BID DOCUMENTS
SEPTEMBER 19, 2022

DRAWN	CHK'D	PROJECT NO.
BPF	RJC	20041

SHEET NO.

G-005

9/20/2022 5:12 PM

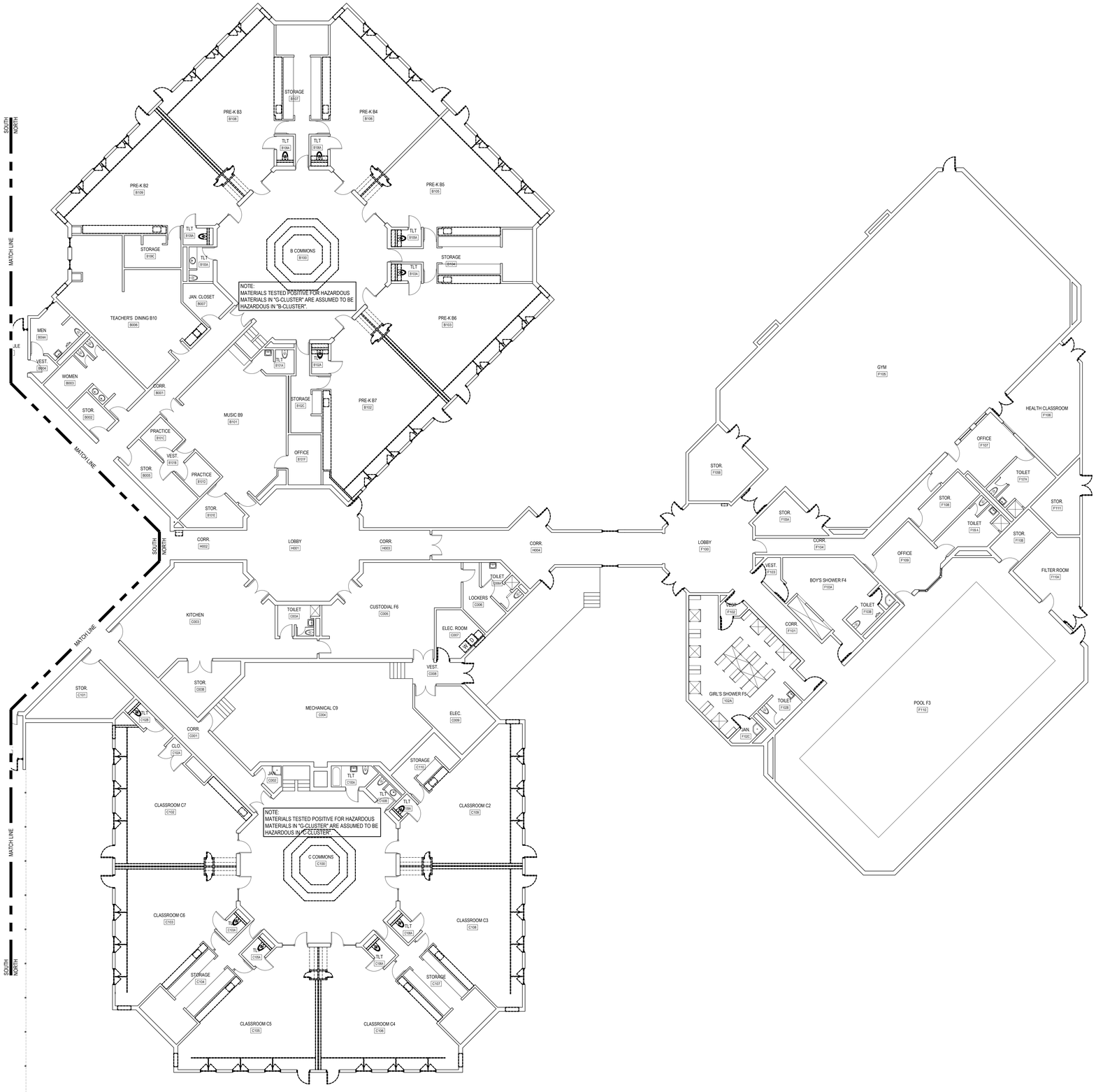

1 G-006

HAZARDOUS LOCATIONS PLAN - NORTH

SCALE: 3/32" = 1'-0"

HAZARDOUS MATERIAL - FIRST FLOOR

KEYNOTE	"G-CLUSTER" - LOCATIONS	MATERIAL	ASBESTOS TYPE
H1	ROOM "G6A"	12"x12" VCT - GREEN WITH WHITE	3% CHRYSOTILE
H2	ROOM "G5B"	12"x12" VCT - GREEN WITH WHITE	3% CHRYSOTILE
H3	ROOM "G12"	12"x12" VCT - GREEN WITH WHITE	3% CHRYSOTILE
H4	ROOM "G6A"	BLACK GLUE	10% CHRYSOTILE
H5	ROOM "G5B"	BLACK GLUE	10% CHRYSOTILE
H6	ROOM "G12"	BLACK GLUE	10% CHRYSOTILE
H7	ROOM "G3"	12"x12" VCT - WHITE WITH GRAY	2% CHRYSOTILE
H8	ROOM "G13"	12"x12" VCT - WHITE WITH GRAY	2% CHRYSOTILE
H9	ROOM "G2"	12"x12" VCT - GREEN WITH GRAY	2% CHRYSOTILE
H10	OBSERVATION ROOM BETWEEN "G1/G2"	12"x12" VCT - GREEN WITH GRAY	2% CHRYSOTILE
H11	ROOM "G1"	12"x12" VCT - GREEN WITH GRAY	2% CHRYSOTILE
H12	ROOM "G2"	BLACK GLUE	6% CHRYSOTILE
H13	OBSERVATION ROOM BETWEEN "G1/G2"	BLACK GLUE	6% CHRYSOTILE
H14	ROOM "G1"	BLACK GLUE	6% CHRYSOTILE
H15	ROOM "G2"	SINK COATING	2% CHRYSOTILE
H16	ROOM "G1"	SINK COATING	2% CHRYSOTILE
H17	CORRIDOR	12"x12" VCT - BROWN	2% CHRYSOTILE
H18	CORRIDOR	BLACK GLUE	10% CHRYSOTILE
H19	ROOM "G1" WINDOW	CAULKING AT FIXED INTERIOR WINDOW - GRAY	5% CHRYSOTILE
H20	ROOM "G2" WINDOW	CAULKING AT FIXED INTERIOR WINDOW - GRAY	5% CHRYSOTILE

NOTE:
SHEET G-006 IS FOR REFERENCE ONLY. REFER TO PROJECT MANUAL FOR FULL HAZARDOUS MATERIAL TEST REPORT AND ANALYSIS.

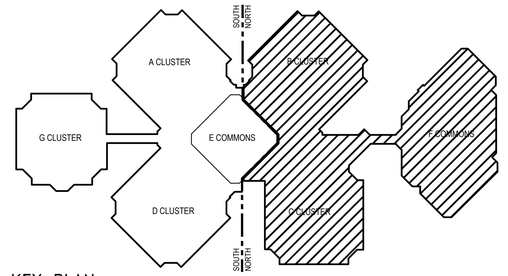

KEY PLAN

SCALE: NTS

STUDIOJAED
ARCHITECTS ◘ ENGINEERS ◘ FACILITIES SOLUTIONS
Website: www.StudioJAED.com
Email: info@StudioJAED.com
MARYLAND OFFICE
213 FRONT STREET, P.O. BOX 754
CRUMPTON, MARYLAND 21628
PROVIDENCE OFFICE
42 WEYBOSSET STREET, SITE 403
PROVIDENCE, RHODE ISLAND 02903
P: (401) 648-0884
DELAWARE OFFICE
2500 WRANGLE HILL ROAD, STE. 110
BEAR, DELAWARE 19701
P: (302) 832-1825

CONSULTANT

THIS DRAWING IS THE PROPERTY OF STUDIOJAED AND IS PREPARED FOR THE EXCLUSIVE USE OF ITS CLIENTS AT THE LOCATION INDICATED. NO OTHER USE IS AUTHORIZED OR INTENDED.

THE PROFESSIONAL SERVICES OF THE ARCHITECT ARE UNDERTAKEN FOR AND ARE PERFORMED IN THE INTEREST OF (NAME OF PERSON EMPLOYING ARCHITECT). NO CONTRACTUAL OBLIGATION IS ASSUMED BY THE ARCHITECT FOR THE BENEFIT OF ANY OTHER PERSON INVOLVED IN THE PROJECT.

SIGNATURE: _____
DATE OF SIGNATURE: _____
DATE OF REGISTRATION EXPIRATION: _____

ARCHITECT / ENGINEER SEAL

PROJECT

CITY OF PROVIDENCE
PROVIDENCE PUBLIC SCHOOLS
RENOVATIONS
AT
PLEASANT VIEW ELEMENTARY SCHOOL
50 OBADIAH BROWN RD
PROVIDENCE, RI 02909

REVISIONS

MARK	DESCRIPTION	DATE

SHEET TITLE

HAZARDOUS LOCATIONS SUMMARY - NORTH FLOOR PLAN

BID DOCUMENTS
SEPTEMBER 19, 2022

DRAWN	CHK'D	PROJECT NO.
BPF	RJC	20041

SHEET NO.

G-006

THE RECEIVER OF THESE PLANS BY HARD COPY OR ELECTRONIC TRANSMISSION BY USE, THEREOF, AGREES AND ASSESS AS FOLLOWS: - THE ELECTRONIC DATA TRANSMITTED (DATA) MAY BE AS-BUILT DURING THAW AND TRANSLATION. - JAED CORPORATION DO NOT WARRANT OR MAKE ANY REPRESENTATIONS WITH RESPECT TO THE ACCURACY OF THE DATA. - THE RECEIVER WARRANTS THAT IT WILL NOT REPRODUCE OR OTHERWISE MAKE USE OF THE DATA OR PLANS IN ANY ENDEAVOR NOT DIRECTLY RELATED TO THE PROJECT FOR WHICH IT WAS PREPARED. - THE RECEIVER AGREES TO HOLD JAED CORPORATION HARMLESS FROM ANY AND ALL CLAIMS, DAMAGES, LOSSES AND COSTS IN CONNECTION WITH THE RECEIVER'S ALTERATION, MODIFICATION, MISINTERPRETATION OR REUSE OF ELECTRONIC DATA.

9/20/2022 3:12 PM

THE DESIGNS SHOWN AND NOTES FOR THE SAME ARE THE EXCLUSIVE PROPERTY OF STUDIO JAED AND SHALL NOT BE USED IN ANY WAY FOR ANY PROJECT OTHER THAN THE SPECIFIC PROJECT FOR WHICH THEY HAVE BEEN PREPARED, NOR SHALL THEY BE LOANED, COPIED OR DISCLOSED TO ANY UNAUTHORIZED PERSON OR ENTITY WITHOUT THE WRITTEN CONSENT OF STUDIO JAED, INC. AND THE VISUAL CONTRACT BETWEEN THEM AND THE OWNER HAS BEEN REDUCED. ANY UNAUTHORIZED USE OF THESE PLANS AND SPECIFICATIONS WILL BE AT THE SOLE RISK AND RESPONSIBILITY OF THE USER. THE OWNER AGREES TO INDEMNIFY AND HOLD HARMLESS STUDIO JAED, INC. AND ITS OFFICERS AND EMPLOYEES FROM AND AGAINST ANY AND ALL CLAIMS, LOSSES AND COSTS (INCLUDING REASONABLE ATTORNEY'S FEES AND COSTS OF DEFENSE) ARISING OUT OF OR RESULTING FROM THE USE OF ELECTRONIC DATA. THE RECEIVER WARRANTS THAT IT WILL NOT REPRODUCE OR OTHERWISE MAKE USE OF THE DATA OR PLANS IN ANY ENDEAVOR NOT DIRECTLY RELATED TO THE PROJECT FOR WHICH IT WAS PRODUCED. THE RECEIVER SHALL MAKE NO CLAIM WHATSOEVER AND WILL FOREVER WAIVE ANY CLAIM AGAINST STUDIO JAED, INC. AND ITS OFFICERS AND EMPLOYEES WITH RESPECT TO ANY DEFECT ERROR OR OMISSION IN THE DATA. THE RECEIVER AGREES TO THE FULLEST EXTENT PERMITTED BY LAW TO DEFEND, INDEMNIFY AND HOLD HARMLESS STUDIO JAED, INC. AND ITS OFFICERS AND EMPLOYEES FROM AND AGAINST ANY AND ALL CLAIMS, LOSSES AND COSTS (INCLUDING REASONABLE ATTORNEY'S FEES AND COSTS OF DEFENSE) ARISING OUT OF OR RESULTING FROM THE USE OF ELECTRONIC DATA. THE RECEIVER WARRANTS THAT IT WILL NOT REPRODUCE OR OTHERWISE MAKE USE OF THE DATA OR PLANS IN ANY ENDEAVOR NOT DIRECTLY RELATED TO THE PROJECT FOR WHICH IT WAS PRODUCED. THE RECEIVER SHALL MAKE NO CLAIM WHATSOEVER AND WILL FOREVER WAIVE ANY CLAIM AGAINST STUDIO JAED, INC. AND ITS OFFICERS AND EMPLOYEES WITH RESPECT TO ANY DEFECT ERROR OR OMISSION IN THE DATA. THE RECEIVER AGREES TO

THIS DRAWING IS THE PROPERTY OF STUDIOJAED AND IS PREPARED FOR THE EXCLUSIVE USE OF ITS CLIENTS AT THE LOCATION INDICATED. NO OTHER USE IS AUTHORIZED OR INTENDED. THE RECEIVER WARRANTS THAT IT WILL NOT REPRODUCE OR OTHERWISE MAKE USE OF THE DATA OR PLANS IN ANY ENDEAVOR NOT DIRECTLY RELATED TO THE PROJECT FOR WHICH THEY WERE PREPARED BY STUDIOJAED. THE RECEIVER SHALL HAVE NO CLAIM WHATSOEVER AGAINST STUDIOJAED AND/OR ITS CONSULTANTS FOR ANY DIRECT OR INDIRECT DAMAGES RESULTING FROM THE USE OF ELECTRONIC DATA.

SHEET NOTES:

1. SEE SHEET C–1 FOR GENERAL NOTES AND LEGEND.
2. CONTRACTOR SHALL COORDINATE ALL WORK WITH SCHOOL STAFF TO LIMIT DISRUPTIONS.
3. INFILTRATION CHAMBERS INDICATED ARE A BASIS OF DESIGN. WITH APPROVAL OF ENGINEER, THE CONTRACTOR MAY SUBSTITUTE ALTERNATIVE STORAGE/INFILTRATION SYSTEMS INSTALLED IN ACCORDANCE WITH MANUFACTURERS PUBLISHED RECOMMENDATIONS THAT MEET THE SPECIFIED VOLUME REQUIREMENTS.

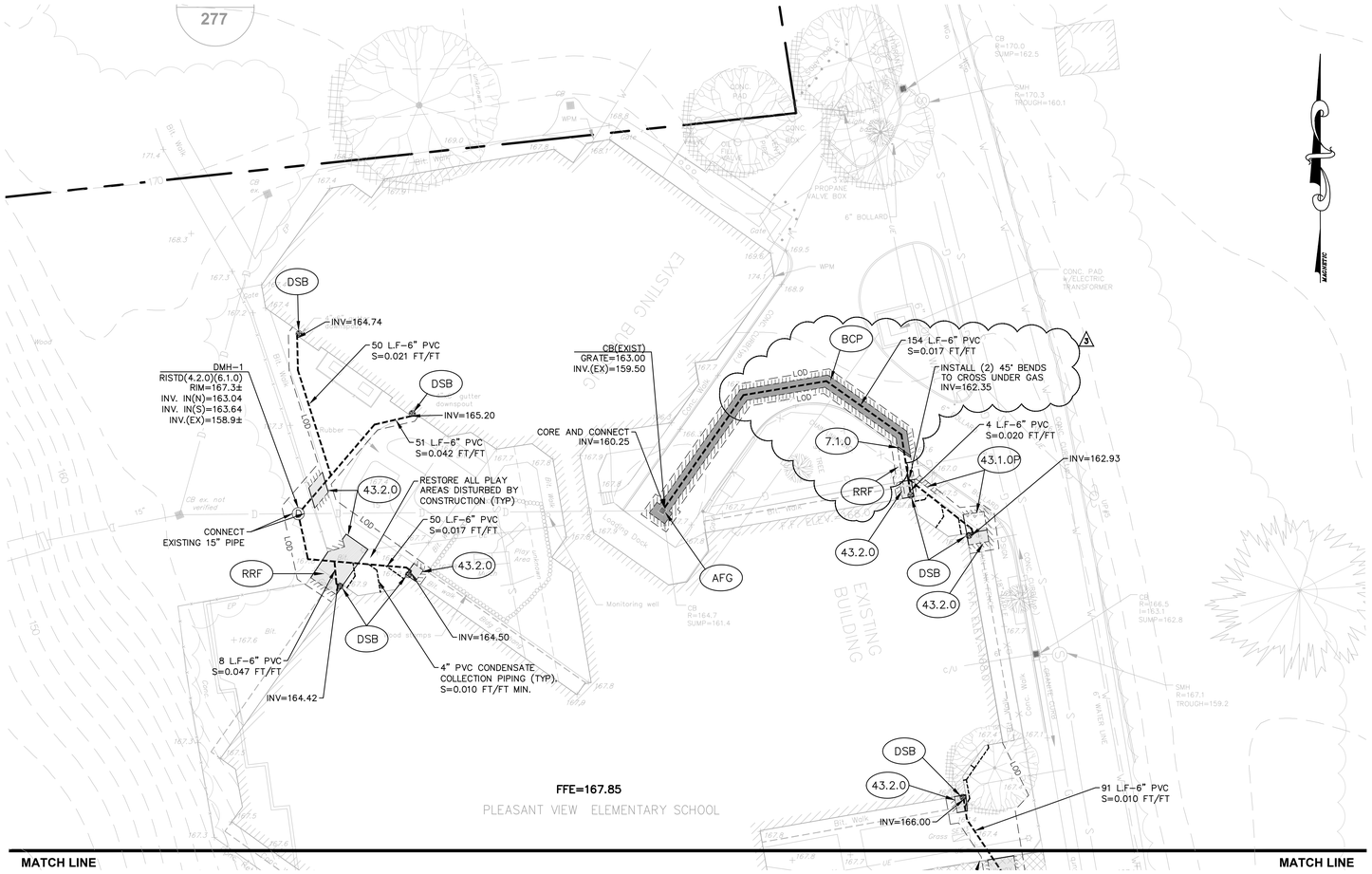

STORMWATER BMP SUMMARY			
ID	IMPERVIOUS AREA TO BMP	BMP TYPE	REQ. VOLUME (WITH VOIDS)
~~1~~	~~1,520 SF~~	~~FILTER~~	~~85 CF~~
2	5,290 SF	CHAMBER	441 CF
3	4,470 SF	CHAMBER	373 CF
4	10,510 SF	FILTER	657 CF

NOTES:

1. BMP TREATMENT (WATER QUALITY) VOLUME SHALL BE BASED ON 1–INCH OF STORMWATER RUNOFF OVER THE CONTRIBUTING IMPERVIOUS AREA(S).
2. FILTERING SYSTEMS SHALL STORE A MINIMUM OF 75% OF THE REQUIRED WATER QUALITY VOLUME.
3. SUBSURFACE INFILTRATION SYSTEMS (CHAMBERS) SHALL STORE 100% OF THE REQUIRED WATER QUALITY VOLUME.

1" = 20'

0 10 20 40 80 120 feet
0 5 10 20 30 meters

STUDIOJAED
ARCHITECTS ■ ENGINEERS ■ FACILITIES SOLUTIONS
Email: info@StudioJAED.com
Website: www.StudioJAED.com
MARYLAND OFFICE
ANNAPOLIS JUNCTION
7130 GLEN FOREST DRIVE, STE. 403
P.O. BOX 254
CRUMPTON, MARYLAND 21628
PROVIDENCE OFFICE
ARMORY BUSINESS CENTER
235 PROMENADE STREET, STE. 410
PROVIDENCE, RHODE ISLAND 02903
P: (401) 648-8684
DELAWARE OFFICE
ONE VILLAGE MALL
5 CENTERVILLE ROAD, STE 110
BEAR, DELAWARE 19701
P: (302) 832-1652

CONSULTANT

GAROFALO & ASSOCIATES, INC.
CIVIL & STRUCTURAL ENGINEERS
LAND PLANNERS ENVIRONMENTAL SCIENTISTS
P.O. BOX 6145 PROVIDENCE, R.I. 02940
1–401–272–8000

This drawing is the property of StudioJAED and is prepared for the exclusive use of its clients at the location indicated. No other use is authorized or intended.

ARCHITECT / ENGINEER SEAL

PROJECT

CITY OF PROVIDENCE
PROVIDENCE PUBLIC SCHOOLS
RENOVATIONS
AT
PLEASANT VIEW ELEMENTARY SCHOOL
50 OBADIAH BROWN RD
PROVIDENCE, RI 02909

REVISIONS

MARK	DESCRIPTION	DATE
1	REMOVE BMP–1	11/02/21
3	RE–ROUTED PROPOSED DRAIN LINE	03/01/22

SHEET TITLE

LAYOUT & DRAINAGE PLAN - 1

BID DOCUMENTS
SEPTEMBER 19, 2022

DRAWN	CHK'D	PROJECT NO
RAS	SSH	7289-00

SHEET NO.

C-2

3/1/2022 10:38 AM

SEE SHEET C-2 FOR PLAN NOTES

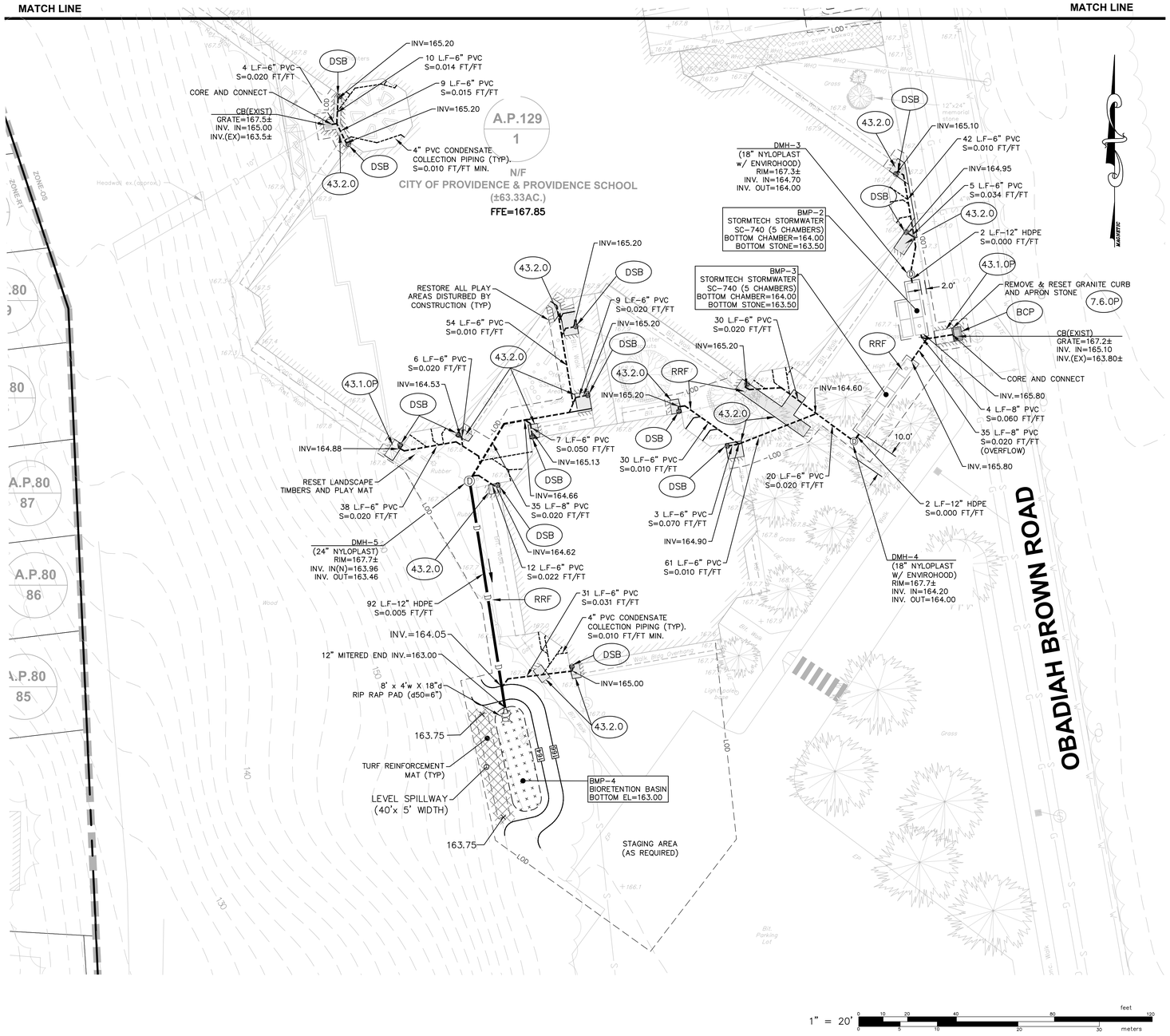

1" = 20'

STUDIOJAED
ARCHITECTS ■ ENGINEERS ■ FACILITIES SOLUTIONS
Website: www.StudioJAED.com
Email: info@StudioJAED.com
MARYLAND OFFICE
ALTERNATIVE ADDRESS
P.O. BOX 254
CRUMPTON, MARYLAND 21628
PROVIDENCE OFFICE
ALTERNATIVE ADDRESS
STE. 403
PROVIDENCE, RHODE ISLAND 02903
P: (401) 648-8684
DELAWARE OFFICE
ALTERNATIVE ADDRESS
STE 110
BEAR, DELAWARE 19701
P: (302) 832-1652

CONSULTANT

GAROFALO & ASSOCIATES, INC.
CIVIL, LAND PLANNING, SURVEYING
LAND & JONES ENVIRONMENTAL SCIENTISTS
P.O. BOX 6145 PROVIDENCE, R.I. 02940
1–401–273–6000

This drawing is the property of StudioJAED and is prepared for the exclusive use of its clients at the location indicated. No other use is authorized or intended.

ARCHITECT / ENGINEER SEAL

PROJECT

CITY OF PROVIDENCE
PROVIDENCE PUBLIC SCHOOLS
RENOVATIONS
AT
PLEASANT VIEW ELEMENTARY SCHOOL
50 OBADIAH BROWN RD
PROVIDENCE, RI 02909

REVISIONS

MARK	DESCRIPTION	DATE
–	–	–

SHEET TITLE

LAYOUT & DRAINAGE PLAN - 2

BID DOCUMENTS
SEPTEMBER 19, 2022

DRAWN	CHK'D	PROJECT NO
RAS	SSH	7289-00

SHEET NO.

C-3

IT IS UNLAWFUL FOR ANYONE UNLESS ACTING UNDER THE DIRECTION OF A LICENSED ARCHITECT, ENGINEER OR SURVEYOR TO ALTER ANY ITEM ON THIS DOCUMENT. IF THIS DOCUMENT IS IN ELECTRONIC FORMAT, ANY ALTERATIONS MUST BE NOTED BY THE PERSON MAKING THEM. THE ENGINEER OR SURVEYOR WHOSE SEAL APPEARS ON THIS DOCUMENT SHALL NOT BE RESPONSIBLE FOR ANY ALTERATIONS MADE TO THIS DOCUMENT BY ANY PARTY OTHER THAN THE ENGINEER OR SURVEYOR. ALL CLAIMS, DAMAGES, LIABILITIES AND COSTS, INCLUDING REASONABLE ATTORNEYS' FEES AND COSTS OF DEFENSE, ARISING OUT OF OR IN ANY WAY RESULTING FROM THE USE OF ELECTRONIC DATA.
THE RECIPIENT AGREES TO INDEMNIFY AND HOLD HARMLESS THE ENGINEER OR SURVEYOR AND HIS CONSULTANTS FROM AND AGAINST ANY AND ALL LOSSES, CLAIMS, DAMAGES, LIABILITIES AND COSTS, INCLUDING REASONABLE ATTORNEYS' FEES AND COSTS OF DEFENSE, ARISING OUT OF OR IN ANY WAY RESULTING FROM THE USE OF ELECTRONIC DATA.

7/7/2021 4:38 PM

SHEET NOTES:

1. SEE SHEET C–1 FOR GENERAL NOTES AND LEGEND.

SEQUENCE AND STAGING OF LAND DISTURBING ACTIVITIES:

1. SURVEY AND STAKE THE SEDIMENTATION BARRIERS.
2. PLACE SEDIMENTATION BARRIERS (SILT SOCK) AS SHOWN ON THE PLANS AND STAKED OUT IN THE FIELD. IN NO CASE IS THE LIMIT OF WORK TO EXTEND BEYOND THE SEDIMENTATION BARRIERS.
3. PERFORM TRENCHING AND UTILITY INSTALLATION OPERATIONS. TOP SOIL TO BE STRIPPED AND STOCKPILED IN APPROVED AREAS. THE STOCKPILES ARE TO BE PROTECTED BY A ROW OF SEDIMENTATION BARRIER AND COVERED OR TEMPORARILY SEEDED.
4. COMPLETE PERMANENT STABILIZATION. SWEEP THE ROADWAY/PAVED AREAS TO REMOVE ALL SEDIMENTS.
5. REMOVE ALL TEMPORARY SOIL EROSION AND SEDIMENTATION CONTROL MEASURES FOLLOWING VEGETATIVE ESTABLISHMENT OF ALL DISTURBED AREAS.

SEDIMENTATION CONTROL PROGRAM:

1. EXTREME CARE SHALL BE EXERCISED SO AS TO PREVENT ANY SEDIMENTS FROM ENTERING THE CITY HIGHWAY OR ADJOINING PROPERTIES.
2. BANKS OR SLOPES OVER 5% SHALL BE SEEDED AS SOON AS POSSIBLE AND SHALL BE PROTECTED WITH A HAY, STRAW OR FIBER MULCH.
3. DURING CONSTRUCTION, THE CONTRACTOR AND/OR DEVELOPER SHALL BE RESPONSIBLE FOR MAINTAINING DRAINAGE AND RUNOFF FLOW DURING STORMS AND PERIODS OF RAINFALL.
4. SEDIMENTATION CONTROL DEVICES SHALL BE INSPECTED CLOSELY AND MAINTAINED PROMPTLY AFTER EACH RAINFALL.
5. CARE SHALL BE TAKEN SO AS NOT TO PLACE "REMOVED SEDIMENTS" WITHIN THE PATH OF EXISTING, NEWLY CREATED (BOTH TEMPORARY AND PERMANENT) OR PROPOSED WATERCOURSES OR THOSE AREAS SUBJECTED TO STORM WATER FLOW.
6. ADDITIONAL SILT SOCKS SHALL BE LOCATED AS CONDITIONS WARRANT OR AS DIRECTED BY THE ENGINEER.

EROSION CONTROL & SOIL STABILIZATION PROGRAM:

1. DENUDED SLOPES SHALL NOT BE LEFT EXPOSED FOR EXCESSIVE PERIODS OF TIME.
2. ALL DISTURBED SLOPES EITHER NEWLY CREATED OR EXPOSED PRIOR TO OCTOBER 15, SHALL BE SEEDED OR PROTECTED BY THAT DATE FOR ANY WORK COMPLETED DURING EACH CONSTRUCTION YEAR.
3. TEMPORARY TREATMENTS SHALL CONSIST OF A HAY, STRAW, OR FIBER MULCH OR PROTECTIVE COVERS SUCH AS A MAT OR FIBER LINING (BURLAP, JUTE, FIBERGLASS NETTING, EXCELSIOR BLANKETS). THEY SHALL BE INCORPORATED INTO THE WORK AS WARRANTED OR AS ORDERED BY THE ENGINEER.
4. HAY OR STRAW APPLICATIONS SHOULD BE IN THE AMOUNT OF 2000 LBS/ACRE.
5. ALL TEMPORARY PROTECTION SHALL REMAIN IN PLACE UNTIL AN ACCEPTABLE STAND OF GRASS OR APPROVED GROUND COVER IS ESTABLISHED.
6. THE TOPSOIL SHALL HAVE A SANDY LOAM TEXTURE RELATIVELY FREE OF SUBSOIL MATERIAL, STONES, ROOTS, LUMPS OF SOIL, TREE LIMBS, TRASH OR CONSTRUCTION DEBRIS.
7. THE SEED MIX SHALL BE INOCULATED WITHIN TWENTY FOUR (24) HOURS, BEFORE MIXING AND PLANTING, WITH APPROPRIATE INOCULUM FOR EACH VARIETY.
8. THE CONTRACTOR MUST REPAIR AND/OR RESEED ANY AREAS THAT DO NOT DEVELOP WITHIN THE PERIOD OF ONE (1) YEAR, AND HE SHALL DO SO AT NO ADDITIONAL EXPENSE.
9. THE NORMAL ACCEPTABLE SEASONAL SEEDING DATES ARE APRIL 1ST THROUGH OCTOBER 15TH.
11. STABILIZATION OF ONE FORM OR ANOTHER AS DESCRIBED ABOVE SHALL BE ACHIEVED WITHIN FIFTEEN (15) DAYS OF FINAL GRADING.
12. STOCKPILES OF TOPSOIL SHALL NOT BE LOCATED NEAR WATERWAYS OR FLOOD PLAINS. THEY SHALL HAVE SIDE SLOPES NO GREATER THAN THIRTY PERCENT (30%) AND STOCKPILES SHALL ALSO BE SEEDED AND/OR STABILIZED AND COMPLETELY ENCIRCLED WITH A CONTINUOUS LINE OF SILT SOCK. (SEE DETAIL)

GENERAL SEEDING MIX (L&S)

	PERCENT BY WEIGHT	PERCENT BY VOLUME
CHEWINGS FESCUE IMPROVED VARIETIES	30	85
KENTUCKY BLUEGRASS IMPROVED VARIETIES	30	90
PERENNIAL RYEGRASS IMPROVED VARIETIES	40	90

APPLICATION RATE: 200 LBS / ACRE

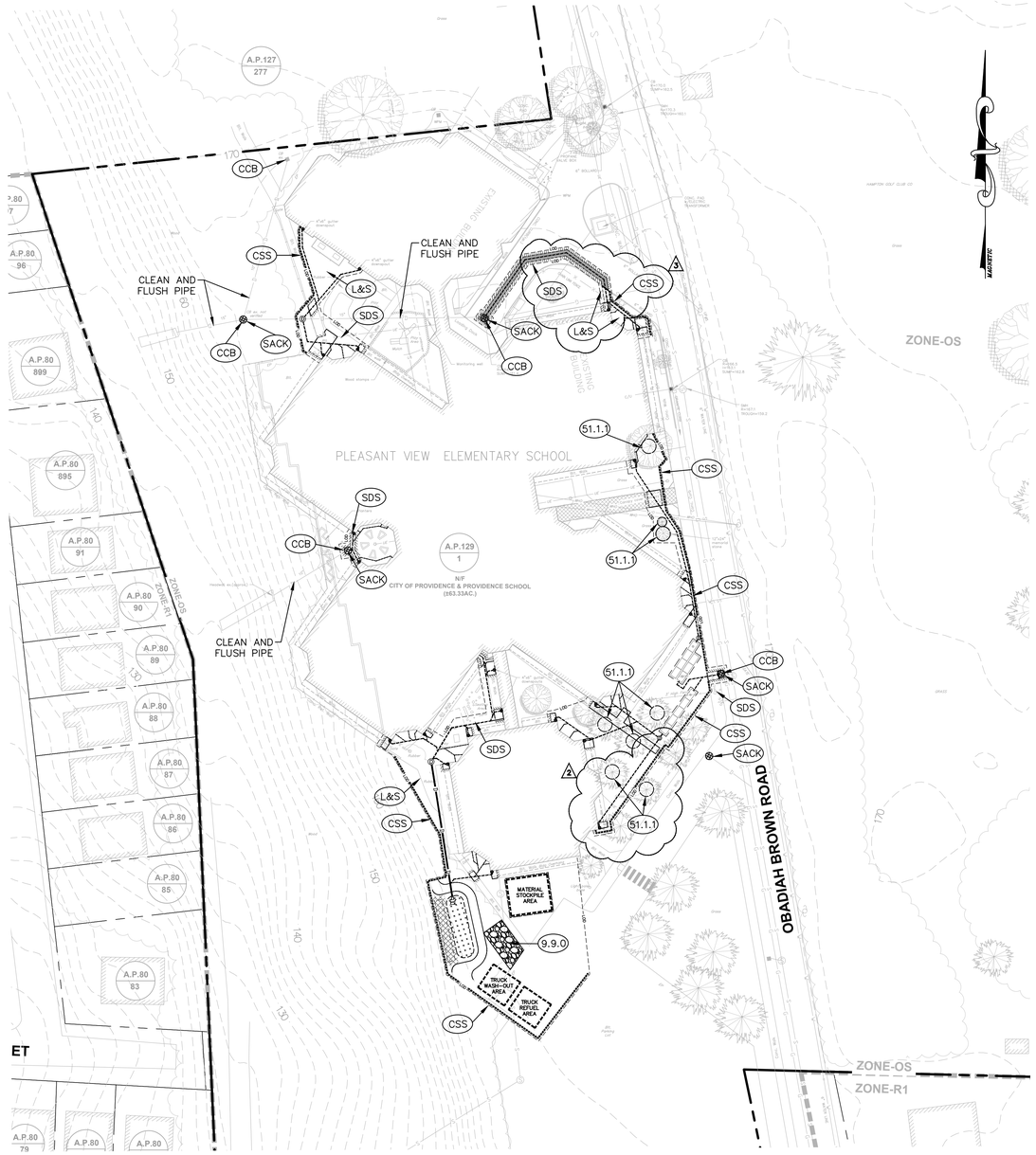

STUDIOJAED
ARCHITECTS ■ ENGINEERS ■ FACILITIES SOLUTIONS
Website: www.StudioJAED.com Email: info@StudioJAED.com

DELAWARE OFFICE
ONE PARK AVENUE, BOND STREET, SUITE 110
BEAR, DELAWARE 19701
P.: (302) 832-1652

PROVIDENCE OFFICE
ONE PARK AVENUE, SUITE 403
PROVIDENCE, RHODE ISLAND 02903
P.: (401) 648-0884

MARYLAND OFFICE
21 ARNOLD STREET, P.O. BOX 254
CRUMPTON, MARYLAND 216265

CONSULTANT

GAROFALO & ASSOCIATES, INC.
CIVIL & STRUCTURAL CONSULTING ENGINEERS
LAND PLANNERS ENVIRONMENTAL SCIENTISTS
P.O. BOX 6145 PROVIDENCE, R.I. 02940
1-401-272-6000

This drawing is the property of StudioJAED and is prepared for the exclusive use of its clients at the location indicated. No other use is authorized or intended.

ARCHITECT / ENGINEER SEAL

PROJECT

CITY OF PROVIDENCE
PROVIDENCE PUBLIC SCHOOLS
RENOVATIONS
AT
PLEASANT VIEW ELEMENTARY SCHOOL
50 OBADIAH BROWN RD
PROVIDENCE, RI 02909

REVISIONS

MARK	DESCRIPTION	DATE
1	REMOVE BMP–1	11/02/21
2	ADDED DOWNSPOUT/INCREASE SIZES	11/12/21
3	RE–ROUTED PROPOSED DRAIN LINE	03/01/22

SHEET TITLE

EROSION CONTROL PLAN

BID DOCUMENTS
SEPTEMBER 19, 2022

DRAWN	CHK'D	PROJECT NO
RAS	SSH	7289-00

SHEET NO.

C-4

THE DRAWINGS AND SPECIFICATIONS AND COPIES THEREOF FURNISHED BY THE ARCHITECT ARE AND SHALL REMAIN THE PROPERTY OF THE ARCHITECT. THEY ARE NOT TO BE USED IN WHOLE OR IN PART FOR ANY PURPOSE OTHER THAN THE PROJECT SPECIFIED HEREIN. ANY REUSE WITHOUT WRITTEN VERIFICATION OR ADAPTATION BY THE ARCHITECT FOR THE SPECIFIED PROJECT SHALL BE AT THE USER'S SOLE RISK AND WITHOUT LIABILITY OR LEGAL EXPOSURE TO THE ARCHITECT. THE USER SHALL INDEMNIFY AND HOLD HARMLESS THE ARCHITECT AND HIS CONSULTANTS AGAINST ALL CLAIMS, COSTS, LOSSES AND EXPENSES INCURRED IN CONNECTION WITH ANY SUCH REUSE. ANY MODIFICATION TO THE DRAWINGS AND SPECIFICATIONS WILL BE AT THE SOLE RISK OF THE PERSON MAKING SUCH MODIFICATIONS. THE RECEIVER WARRANTS THAT IT WILL NOT REPRODUCE OR OTHERWISE MAKE USE OF THE DATA OR PLANS IN ANY ENDEAVOR NOT DIRECTLY RELATED TO THE PROJECT FOR WHICH IT WAS PROVIDED. THE RECEIVER SHALL HAVE NO CLAIM WHATSOEVER AGAINST THE ARCHITECT FOR ANY DIRECT OR INDIRECT DAMAGES RESULTING FROM SUCH UNAUTHORIZED USE OF THE DATA OR PLANS. THE RECEIVER AGREES TO, THEREBY, HOLD THE ARCHITECT HARMLESS FROM ANY AND ALL LOSS OR EXPENSE INCLUDING BUT NOT LIMITED TO ATTORNEY'S FEES AND COSTS OF DEFENSE ARISING OUT OF ANY SUBSEQUENT USE OF THE DATA OR PLANS BY THE RECEIVER OR FROM ANY PERSON OR ENTITY WHO OBTAINS THE DATA OR PLANS FROM, OR THROUGH, THE RECEIVER AS A RESULT OF UNAUTHORIZED OR IMPROPER USE OR DISTRIBUTION.

3/1/2022 10:39 AM

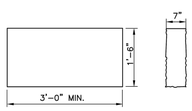

NOTE:
1. SHALL BE IN ACCORDANCE WITH SECTION 906 OF THE RI STANDARD SPECIFICATIONS.
2. TOP SURFACE TO BE DRESSED BY SAW. REMAINDER TO BE SAWCUT OR QUARRY SPLIT.
3. MINIMUM LENGTH OR CIRCULAR PIECES TO BE 3'-0".
4. CIRCULAR CURB IS REQUIRED ON CURVES AS INDICATED. STRAIGHT CURB TO BE USED ON CURVES OF MORE THAN 160'-0" RADIUS.
5. CURB TO BE SET PER PROVIDENCE CURB SETTING DETAIL.

GRANITE CURB - STRAIGHT AND CIRCULAR
N.T.S.

7.3.0 P PROVIDENCE STANDARD

ISSUE DATE: 1/6/17

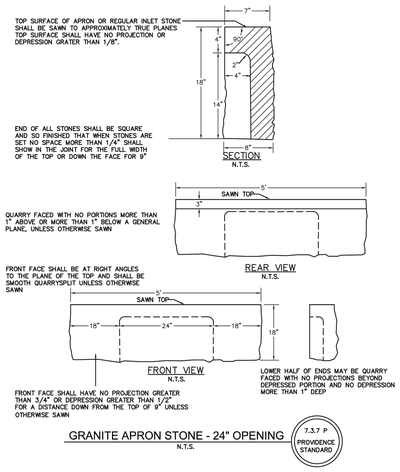

GRANITE APRON STONE - 24" OPENING
N.T.S.

7.3.7 P PROVIDENCE STANDARD

ISSUE DATE: 1/6/17

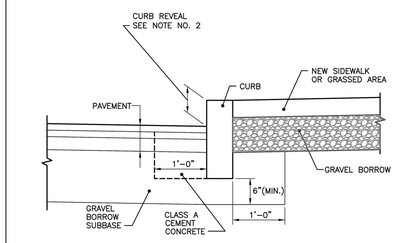

NOTES:
1. SHALL BE IN ACCORDANCE WITH SECTION 906 OF THE R.I. STANDARD SPECIFICATIONS.
2. NEW CURBING CONSTRUCTION SHALL BE SET AT A 6 INCH REVEAL OR AS INDICATED ON PLANS OR DIRECTED BY PROVIDENCE DPW. NEW CURBING INSTALLED ADJACENT TO EXISTING CURBING SHALL MATCH THE EXISTING REVEAL OR A MINIMUM OF 4 INCHES, WHICHEVER IS GREATER. IF ADJACENT EXISTING REVEAL IS LESS THAN 4 INCHES, THE FIRST SECTION OF NEW CURB SHALL TRANSITION TO 4" REVEAL.

CURB SETTING DETAIL
N.T.S.

7.6.0 P PROVIDENCE STANDARD

ISSUE DATE: 1/6/17

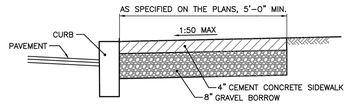

NOTES
1. SHALL BE IN ACCORDANCE WITH SECTION 905 OF THE R.I. STANDARD SPECIFICATIONS.
2. SEE CURB SETTING DETAIL WHERE APPLICABLE.
3. RUNNING SLOPE OF SIDEWALK SHALL NOT EXCEED 8.3% (1:12). TYPICALLY, RUNNING SLOPE SHALL MATCH ROAD SLOPE.
4. CROSS SLOPE OF SIDEWALK SHALL NOT EXCEED 2% (1:50).
5. SIDEWALK MAY BE SUBJECT TO GRASS STRIP INSTALLATION. CONSULT WITH DPW ENGINEERING
6. GRAVEL BORROW BASE SHALL COMPACT TO ACHEIVE SOIL DENSITY VALUES OF 95% MODIFIED PROCTOR DENSITY (AASHTO T180).
7. SIDEWALK REPAIRS TWENTY FEET OR LONGER ARE SUBJECT TO REQUIREMENTS HEREIN. SIDEWALK REPAIRS SHORTER THAN TWENTY FEET SHALL MAKE EVERY EFFORT TO MEET REQUIRED SLOPES.
8. CONTROLL JOINTS SHALL BE INSTALLED EVERY 5 FEET IN EACH DIRECTION.
9. EXPANSION JOINTS SHALL BE INSTALLED EVERY 20 FEET IN EACH DIRECTION AT FOUNDATIONS AND WALLS AND IN A SQUARE PATTERN AROUND MANHOLE COVERS, HYDRANTS, SIGN POSTS AND UTILITY POLES. THE EXPANSION JOINT SHALL BE THE FULL DEPTH OF THE SIDEWALK AND FILLED WITH AN APPROVED TYPE OF PREMOLDED EXPANSION JOINT FILLER.

CEMENT CONCRETE SIDEWALK
N.T.S.

43.1.0 P PROVIDENCE STANDARD

ISSUE DATE: 1/6/17

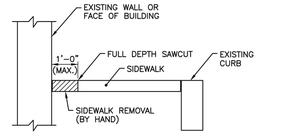

NOTES:
1. IN AREAS WHERE SIDEWALKS ARE TO BE REMOVED IN FRONT OF EXISTING WALLS OR BUILDINGS, THE CONTRACTOR SHALL SAWCUT ONE(1) FOOT (MAXIMUM) IN FRONT OF THE WALL/BUILDING AND REMOVE THE SIDEWALK STRUCTURE BY HAND.

2. IN THE EVENT THAT THE EXISTING SIDEWALK IS A STRUCTURAL ELEMENT OF THE WALL/BUILDING, THE EXISTING SIDEWALK IN FRONT OF THESE STRUCTURES WILL REMAIN IN-PLACE AND A NEW SIDEWALK CONSTRUCTED TO MATCH THE EXISTING SECTION.

3. ANY DAMAGE TO THE WALL OR BUILDING BY THE CONTRACTOR SHALL BE REPAIRED BY THE CONTRACTOR AT NO ADDITIONAL COST TO THE CITY.

SIDEWALK REMOVAL DETAIL
N.T.S.

43.1.1 P PROVIDENCE STANDARD

ISSUE DATE: 1/6/17

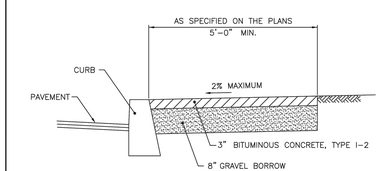

NOTES:
1. SHALL BE IN ACCORDANCE WITH SECTION 905 OF THE R.I. STANDARD SPECIFICATIONS.
2. FOR CURB SETTING DETAIL REFERENCE STD. 7.6.0.

RHODE ISLAND DEPARTMENT OF TRANSPORTATION

REVISIONS		
NO.	BY	DATE
1	MLP	3/1/05
2	MLP	06/01/10

BITUMINOUS CONCRETE SIDEWALK

CHIEF ENGINEER, MODERNIZATION — CHIEF DESIGN ENGINEER, TRANSPORTATION — JUNE 15, 1998 ISSUE DATE

R.I. STANDARD 43.2.0

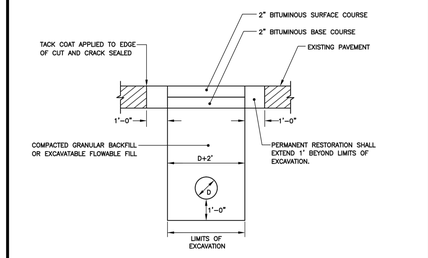

NOTES:
1. BITUMINOUS CONCRETE SHALL ADHERE TO RIDOT SPECIFICATIONS, SECTION 401.
2. GRANULAR BASE MATERIAL SHALL BE COMPACTED TO 95% OF MODIFIED PROCTOR DENSITY (AASHTO T180). GRAVEL BASE COURSE SHALL ADHERE TO RIDOT SPECIFICATIONS, SECTION 301.
3. EXCAVATABLE FLOWABLE FILL (CONTROLLED DENSITY FILL, CDF) SHALL ADHERE TO 95% OF THE MODIFIED PROCTOR DENSITY (AASHTO T180), ADHERING TO RIDOT SPECIFICATIONS, SECTION 603.
4. PRIOR TO PERMANENT RESTORATION, ALL EDGES OF THE EXCAVATED AREA AND ONE FOOT BEYOND SHALL BE SAWCUT TO A CLEAN, SQUARE EDGE.
5. IF EXCAVATION IS ON A PROTECTED STREET, THE REMAINING ROADWAY OUTSIDE THE TRENCH TO THE NEAREST CURB SHALL BE MILLED 1.5 INCHES WITH 1.5 INCH BITUMINOUS CONCRETE SURFACE OVERLAY. THE JOINTS SHALL BE SEALED USING INFRARED TECHNOLOGY. THE LENGTH OF THE NEW PAVED AREA MUST BE A MINIMUM OF 10 FEET TO ALLOW FOR PROPER ROLLING.
6. IF EXCAVATION IS ON A NON-PROTECTED STREET, AND THE DISTANCE FROM EDGE OF EXCAVATION TO EDGE OF ROADWAY IS TWO FEET OR LESS, THE REMAINING AREA TO EDGE OF ROADWAY SHALL BE REMOVED AND REPLACED IN CONJUNCTION WITH THE PERMANENT PAVEMENT RESTORATION.

PERMANENT ROADWAY RESTORATION - GRANULAR BASE
N.T.S.

60.2.0 P PROVIDENCE STANDARD

ISSUE DATE: 1/6/17

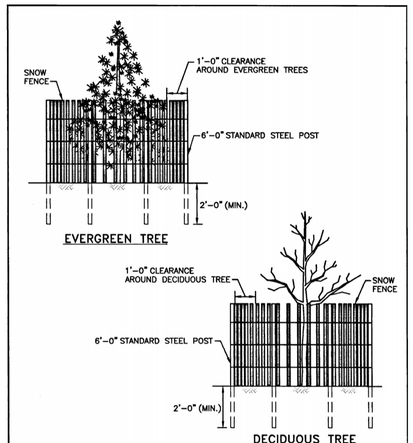

NOTE:
SHALL BE IN ACCORDANCE WITH SECTION L.11 OF THE R.I. STANDARD SPECIFICATIONS.

RHODE ISLAND DEPARTMENT OF TRANSPORTATION

REVISIONS		
NO.	BY	DATE

DRIP LINE TREE PROTECTION DEVICE FOR EXISTING TREES

CHIEF ENGINEER, MODERNIZATION — CHIEF DESIGN ENGINEER, TRANSPORTATION — JUNE 15, 1998 ISSUE DATE

R.I. STANDARD 51.1.1

STUDIOJAED
ARCHITECTS ■ ENGINEERS ■ FACILITIES SOLUTIONS
Email: info@StudioJAED.com
Website: www.StudioJAED.com

MARYLAND OFFICE
ANNAPOLIS, MARYLAND
P.O. BOX 254
CRUMPTON, MARYLAND 216265

PROVIDENCE OFFICE
ONE WARWICK MALL, SUITE 403
PROVIDENCE, RHODE ISLAND 02903
P: (401) 648-0684

DELAWARE OFFICE
1 BANCROFT MILL ROAD, STE 110
BEAR, DELAWARE 19701
P: (302) 832-1552

CONSULTANT

GAROFALO & ASSOCIATES, INC.
LAND PLANNERS/ENVIRONMENTAL SCIENTISTS
P.O. BOX 6145 PROVIDENCE, R.I. 02940
(401)-272-8000

This drawing is the property of StudioJAED and is prepared for the exclusive use of its clients at the location indicated. No other use is authorized or intended.

ARCHITECT / ENGINEER SEAL

PROJECT

CITY OF PROVIDENCE
PROVIDENCE PUBLIC SCHOOLS
RENOVATIONS
AT
PLEASANT VIEW ELEMENTARY SCHOOL
50 OBADIAH BROWN RD
PROVIDENCE, RI 02909

REVISIONS

MARK	DESCRIPTION	DATE
–	–	–

SHEET TITLE

CONSTRUCTION DETAILS -1

BID DOCUMENTS
SEPTEMBER 19, 2022

DRAWN	CHK'D	PROJECT NO
RAS	SSH	7289-00

SHEET NO.

C-5

THE RECEIVER OF THESE DRAWINGS OR ELECTRONIC TRANSMISSION OF SAID DRAWINGS AGREES AND ASSUMES SOLE RISK AND LIABILITY FOR ANY AND ALL USE OR REUSE, MODIFICATION OR ALTERATION OF THESE DRAWINGS WITHOUT THE PRIOR WRITTEN CONSENT OF STUDIOJAED. ANY SUCH USE, REUSE, MODIFICATION, OR ALTERATION SHALL BE AT THE RECEIVER'S SOLE RISK AND WITHOUT LIABILITY OR LEGAL EXPOSURE TO STUDIOJAED. THE RECEIVER SHALL INDEMNIFY AND HOLD STUDIOJAED HARMLESS FROM AND AGAINST ALL CLAIMS, DAMAGES, LOSSES AND EXPENSES, INCLUDING REASONABLE ATTORNEY'S FEES AND COSTS OF DEFENSE, ARISING OUT OF OR RESULTING THEREFROM. THE RECEIVER AGREES TO THE FULLEST EXTENT PERMITTED BY LAW TO INDEMNIFY AND HOLD STUDIOJAED HARMLESS FROM AND AGAINST ALL CLAIMS, DAMAGES, LOSSES AND EXPENSES, INCLUDING REASONABLE ATTORNEY'S FEES AND COSTS OF DEFENSE, ARISING OUT OF OR RESULTING FROM THE USE OF ELECTRONIC DATA.
THE RECEIVER SHALL HAVE NO CLAIM WHATSOEVER, ANY ACTION IN LAW OR EQUITY AGAINST STUDIOJAED WITH RESPECT TO ANY DEFECT ERROR OR OMISSION IN THE DATA. THE RECEIVER AGREES TO USE THE DATA AND INFORMATION ON THE DISKETTE IN THE DATA AND INFORMATION ON THE FRAME. THE RECEIVER WARRANTS THAT IT WILL NOT REPRODUCE OR OTHERWISE MAKE USE OF THE DATA OR PLANS IN ANY ENDEAVOR NOT DIRECTLY RELATED TO THE PROJECT FOR WHICH IT WAS PRODUCED. THE RECEIVER SHALL HAVE NO CLAIM WHATSOEVER, ANY ACTION IN LAW OR EQUITY AGAINST STUDIOJAED WITH RESPECT TO ANY DEFECT ERROR OR OMISSION IN THE DATA AND INFORMATION ON THE DISKETTE. IN THE EVENT THAT THE RECEIVER MODIFIES THE DATA OR PLANS IN ANY MANNER, THE RECEIVER AGREES TO REMOVE STUDIOJAED'S NAME FROM THE DATA AND INFORMATION ON THE DISKETTE. IN THE EVENT THAT THE RECEIVER MODIFIES THE DATA OR PLANS IN ANY MANNER, THE RECEIVER AGREES TO REMOVE STUDIOJAED'S NAME FROM THE DATA AND INFORMATION ON THE FRAME. THE RECEIVER WARRANTS THAT IT WILL NOT REPRODUCE OR OTHERWISE MAKE USE OF THE DATA OR PLANS IN ANY ENDEAVOR NOT DIRECTLY RELATED TO THE PROJECT FOR WHICH IT WAS PRODUCED. THE RECEIVER SHALL HAVE NO CLAIM WHATSOEVER, ANY ACTION IN LAW OR EQUITY AGAINST STUDIOJAED WITH RESPECT TO ANY DEFECT ERROR OR OMISSION IN

THIS DRAWING IS THE PROPERTY OF STUDIO JAED AND IS PREPARED FOR THE EXCLUSIVE USE OF ITS CLIENTS AT THE LOCATION INDICATED. NO OTHER USE IS AUTHORIZED OR INTENDED. THIS ELECTRONIC DATA SHALL NOT BE USED FOR ANY PURPOSE OTHER THAN THAT FOR WHICH IT WAS PREPARED BY STUDIO JAED, AND SHALL NOT BE TRANSFERRED TO ANY OTHER PERSON OR ENTITY. ANY REUSE, MODIFICATION, ALTERATION, OR TRANSFER OF THIS ELECTRONIC DATA BY THE RECIPIENT OR BY ANY PERSON OR ENTITY TO WHOM THE RECIPIENT TRANSFERS THE DATA, FOR USE ON OTHER PROJECTS, EXTENSIONS TO THIS PROJECT, OR ANY OTHER PROJECT, WILL BE AT THE RECIPIENT'S OR TRANSFEREE'S SOLE RISK AND WITHOUT LIABILITY OR LEGAL EXPOSURE TO STUDIO JAED. THE RECIPIENT AGREES TO INDEMNIFY AND HOLD HARMLESS STUDIO JAED FROM AND AGAINST ALL CLAIMS, DAMAGES, LOSSES AND COSTS INCLUDING REASONABLE ATTORNEY'S FEES AND COSTS OF DEFENSE ARISING OUT OF OR RESULTING FROM THE USE OF ELECTRONIC DATA. IN THE EVENT THAT THERE IS ANY DISCREPANCY BETWEEN ELECTRONIC DATA AND HARD COPY, THE HARD COPY SHALL GOVERN. THE ELECTRONIC DATA IS PROVIDED "AS IS" AND STUDIO JAED MAKES NO WARRANTIES, EXPRESS OR IMPLIED, AS TO THE ACCURACY OR COMPLETENESS OF THE DATA. THE RECIPIENT WAIVES ANY AND ALL CLAIMS AGAINST STUDIO JAED AND ITS CONSULTANTS, AGENTS, OFFICERS, AND EMPLOYEES WHETHER IN CONTRACT, TORT, OR OTHERWISE ARISING OUT OF OR RESULTING FROM THE RECIPIENT'S OR TRANSFEREE'S USE OF OR RELIANCE UPON THE ELECTRONIC DATA. THE RECIPIENT OR TRANSFEREE SHALL DEFEND, INDEMNIFY AND HOLD STUDIO JAED HARMLESS FROM ANY AND ALL LIABILITY OR LEGAL EXPOSURE ARISING FROM OTHER PERSONS OR ENTITIES USING THE ELECTRONIC DATA. THE RECIPIENT OR TRANSFEREE SHALL COMPENSATE STUDIO JAED FOR ANY AND ALL COSTS, INCLUDING REASONABLE ATTORNEY'S FEES, INCURRED BY STUDIO JAED AS A RESULT OF ANY DEFECT, ERROR OR OMISSION IN THE DATA. THE RECIPIENT AGREES TO THE FOREGOING WITH RESPECT TO ANY DEFECT, ERROR OR OMISSION IN THE DATA, IN CONSIDERATION OF STUDIO JAED'S PROVIDING THE DATA TO THE RECIPIENT. THE RECIPIENT SHALL HAVE NO CLAIM WHATSOEVER AGAINST ANY ACTION, LAWSUIT OR PROCEEDING BROUGHT AGAINST STUDIO JAED, ITS CONSULTANTS, AGENTS, OFFICERS, AND EMPLOYEES WHETHER IN CONTRACT, TORT, OR OTHERWISE ARISING OUT OF OR RESULTING FROM THE USE OF ELECTRONIC DATA. IN THE EVENT THAT THERE IS ANY DISCREPANCY BETWEEN ELECTRONIC DATA AND HARD COPY, THE HARD COPY SHALL GOVERN. THE ELECTRONIC DATA IS PROVIDED "AS IS" AND STUDIO JAED MAKES NO WARRANTIES, EXPRESS OR IMPLIED, AS TO THE ACCURACY OR COMPLETENESS OF THE DATA. THE RECIPIENT WAIVES ANY AND ALL CLAIMS AGAINST STUDIO JAED AND ITS CONSULTANTS, AGENTS, OFFICERS, AND EMPLOYEES WHETHER IN CONTRACT, TORT, OR OTHERWISE ARISING OUT OF OR RESULTING FROM THE USE OF ELECTRONIC DATA. THE RECIPIENT OR TRANSFEREE SHALL DEFEND, INDEMNIFY AND HOLD STUDIO JAED HARMLESS FROM ANY AND ALL LIABILITY OR LEGAL EXPOSURE ARISING FROM OTHER PERSONS OR ENTITIES USING THE ELECTRONIC DATA. THE RECIPIENT OR TRANSFEREE SHALL COMPENSATE STUDIO JAED FOR ANY AND ALL COSTS, INCLUDING REASONABLE ATTORNEY'S FEES, INCURRED BY STUDIO JAED AS A RESULT OF ANY DEFECT, ERROR OR OMISSION IN THE DATA. THE RECIPIENT AGREES TO THE FOREGOING WITH RESPECT TO ANY DEFECT, ERROR OR OMISSION IN THE DATA, IN CONSIDERATION OF STUDIO JAED'S PROVIDING THE DATA TO THE RECIPIENT. THE RECIPIENT SHALL HAVE NO CLAIM WHATSOEVER AGAINST ANY ACTION, LAWSUIT OR PROCEEDING BROUGHT AGAINST STUDIO JAED,

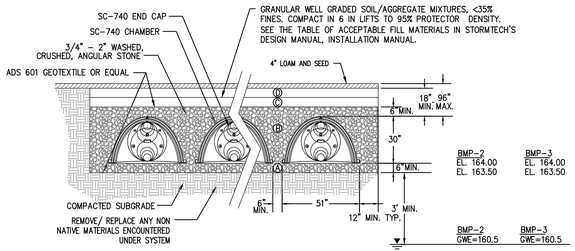

ACCEPTABLE FILL MATERIALS: SC-740 CHAMBER SYSTEMS

MATERIAL LOCATION	DESCRIPTION	AASHTO M43 DESIGNATION	COMPACTION/DENSITY REQUIREMENT
(D) FILL MATERIAL FOR LAYER 'D' STARTS FROM THE TOP OF THE 'C' LAYER TO THE BOTTOM OF FLEXIBLE PAVEMENT OR UNPAVED FINISH GRADE ABOVE. NOTE THAT PAVEMENT SUBBASE MAY BE PART OF THIS LAYER	ANY SOIL/ROCK MATERIALS, NATIVE SOILS, OR PER ENGINEER'S PLANS. CHECK PLANS FOR PAVEMENT SUBGRADE REQUIREMENTS.	N/A	PREPARE PER ENGINEER'S PLANS. PAVED INSTALLATIONS MAY HAVE STRINGENT MATERIAL AND PREPARATION REQUIREMENTS.
(C) FILL MATERIAL FOR LAYER 'C' STARTS FROM THE TOP OF THE EMBEDMENT STONE ('B' LAYER) TO 18" [457 mm] ABOVE THE TOP OF THE CHAMBER. NOTE THAT PAVEMENT SUBBASE MAY BE A PART OF THIS LAYER.	GRANULAR WELL-GRADED SOIL/AGGREGATE MIXTURES, < 35% FINES. MOST PAVEMENT SUB-BASE MATERIALS CAN BE USED IN LIEU OF THIS LAYER.	3, 357, 4, 467, 5, 56, 57, 6, 67, 68, 7, 78, 8, 89, 9, 10	BEGIN COMPACTION AFTER 12" [305 mm] OF MATERIAL OVER THE CHAMBERS IS REACHED. COMPACT ADDITIONAL LAYERS IN 6" [152 mm] LIFTS TO A MIN. 95% STANDARD PROCTOR DENSITY. ROLLER GROSS VEHICLE WEIGHT NOT TO EXCEED 12,000 lbs [53 kN]. DYNAMIC FORCE NOT TO EXCEED 20,000 lbs [89 kN].
(B) EMBEDMENT STONE SURROUNDING THE CHAMBERS FROM THE FOUNDATION STONE ('A' LAYER) TO THE 'C' LAYER ABOVE.	CLEAN, CRUSHED, ANGULAR STONE. NOMINAL SIZE DISTRIBUTION BETWEEN 3/4 - 2 INCH [19 - 51 mm]	3, 357, 4, 467, 5, 56, 57	NO COMPACTION REQUIRED.
(A) FOUNDATION STONE BELOW CHAMBERS FROM THE SUBGRADE UP TO THE FOOT (BOTTOM) OF THE CHAMBER.	CLEAN, CRUSHED, ANGULAR STONE, NOMINAL SIZE DISTRIBUTION BETWEEN 3/4 - 2 INCH [19 - 51 mm]	3, 35, 4, 467, 5, 56, 57	PLATE COMPAGT OR ROLL TO ACHIEVE A 95% STANDARD PROCTOR DENSITY

PLEASE NOTE:
1. THE LISTED AASHTO DESIGNATIONS ARE FOR GRADATIONS ONLY. THE STONE MUST ALSO BE CLEAN, CRUSHED, ANGULAR. FOR EXAMPLE, A SPECIFICATION FOR #4 STONE WOULD STATE: "CLEAN, CRUSHED, ANGULAR NO. 4 (AASHTO M43) STONE".
2. AS AN ALTERNATE TO PROCTOR TESTING AND FIELD DENSITY MEASUREMENTS ON OPEN GRADED STONE, STORMTECH COMPACTION REQUIREMENTS ARE MET FOR 'A' LOCATION MATERIALS WHEN PLACED AND COMPACTED IN 9" [229 mm] (MAX) LIFTS USING TWO FULL COVERAGES WITH AN APPROPRIATE COMPACTOR.

STORMTECH STORMWATER (BMP-2, BMP-3)
SC-740 CHAMBER SYSTEM

NOT TO SCALE

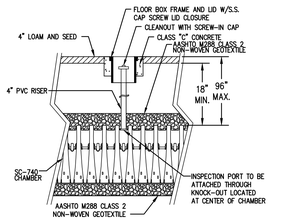

STORMTECH SC-740 CHAMBER SYSTEM
INSPECTION PORT DETAIL

NOT TO SCALE

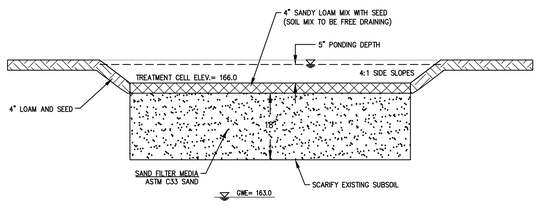

SURFACE SAND FILTER (BMP-1)

NOT TO SCALE

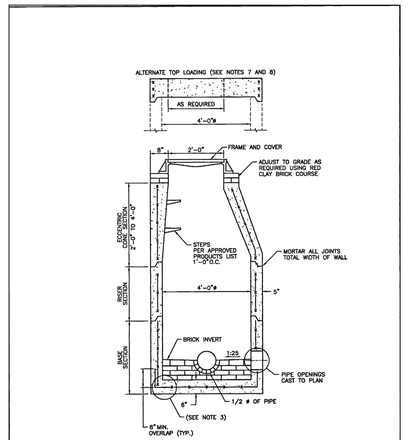

NOTES:
1. SHALL BE IN ACCORDANCE WITH SECTION 702 OF THE R.I. STANDARD SPECIFICATIONS.
2. CIRCUMFERENTIAL STEEL REINFORCEMENT REQUIRED = 0.12 SQ. IN. / LIN. FT. MINIMUM.
3. STEEL REINFORCEMENT FOR BASE SECTION BOTTOM SHALL BE A MINIMUM OF 0.12 SQ. IN/LIN. FT. (BOTH WAYS).
4. ONE POUR MONOLITHIC BASE SECTION.
5. ANY NECESSARY ADJUSTMENTS DURING CONSTRUCTION WILL BE DONE BY SAW-CUTTING AND/OR CORING ONLY. NO JACKHAMMERS, HAMMERS AND CHISELS OR PNEUMATIC TOOLS WILL BE ALLOWED.
6. STEPS SHALL CONFORM TO STD. 8.01.0 AND SHALL BE INSTALLED AT THE CASTING PLANT.
7. ALTERNATE TOP SLAB IS ONLY TO BE USED WHEN DEPTH TO INVERT DO NOT EXCEED 11'-10 (SEE STD. 4.7.2).
8. BOTTOM OF TOP SLAB IS ONLY FOR USE WHEN REDUCING SECTION DOES NOT FIT BECAUSE OF STRUCTURE DEPTH.
9. REFER TO STD. 5.2.0 FOR MAXIMUM PIPE SIZES.

RHODE ISLAND DEPARTMENT OF TRANSPORTATION

REVISIONS NO.	BY	DATE

PRECAST 4'-0" ROUND MANHOLE

JUNE 15, 1998 ISSUE DATE

R.I. STANDARD 4.2.0

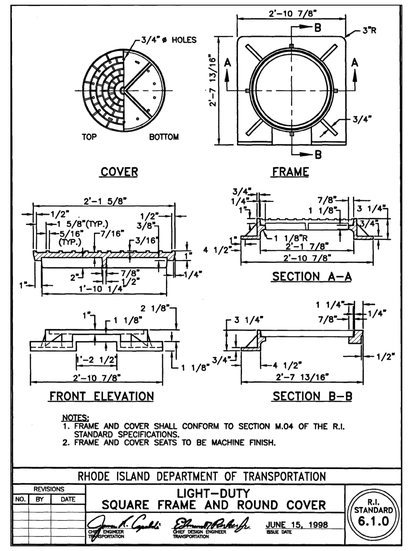

NOTES:
1. FRAME AND COVER SHALL CONFORM TO SECTION M.04 OF THE R.I. STANDARD SPECIFICATIONS.
2. FRAME AND COVER SEATS TO BE MACHINE FINISH.

RHODE ISLAND DEPARTMENT OF TRANSPORTATION

REVISIONS NO.	BY	DATE

LIGHT-DUTY SQUARE FRAME AND ROUND COVER

JUNE 15, 1998 ISSUE DATE

R.I. STANDARD 6.1.0

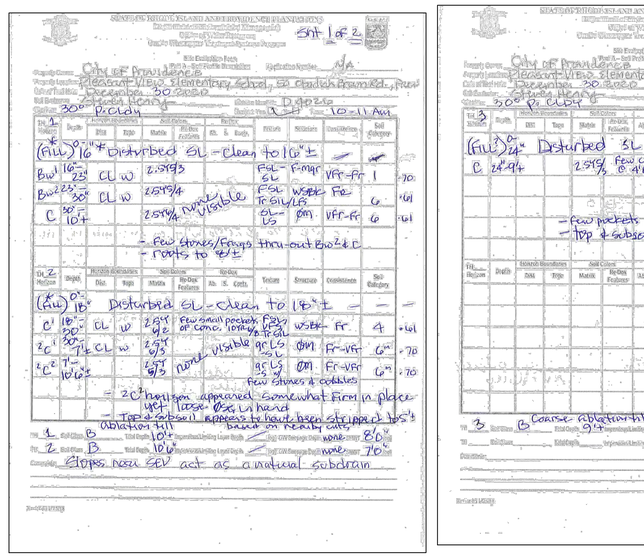

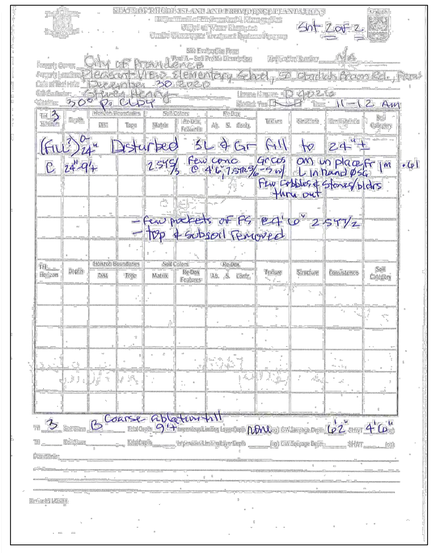

THE RECEIVER OF THESE DRAWINGS OR ELECTRONIC TRANSMISSION OF SAME, HEREBY ACKNOWLEDGES AND AGREES AS FOLLOWS: THE ELECTRONIC DATA TRANSMITTED IS THE PROPERTY AND COPYRIGHT OF STUDIO JAED, P.O. BOX 254, CRUMPTON, MARYLAND 21628 AND IS NOT TO BE USED IN ANY MANNER WHATSOEVER, REPRODUCED, COPIED OR ALTERED IN WHOLE OR IN PART. ANY REUSE, DISTRIBUTION, REPRODUCTION OR ALTERATION WITHOUT THE PRIOR WRITTEN CONSENT OF STUDIO JAED FOR ANY PURPOSE WHATSOEVER WILL BE AT THE USERS SOLE RISK AND WITHOUT LIABILITY OR LEGAL EXPOSURE TO STUDIO JAED. THE USER AGREES TO INDEMNIFY AND HOLD STUDIO JAED HARMLESS FROM AND AGAINST ALL CLAIMS, DAMAGES, LOSSES AND EXPENSES INCLUDING ATTORNEY'S FEES AND COSTS OF DEFENSE ARISING OUT OF OR RESULTING FROM THE USE OF ELECTRONIC DATA. THE RECEIVER AGREES TO THE FOLLOWING: (1) ANY USE IS STRICTLY PERMITTED BY LAW TO ENTITLE, NOBODY ANOTHER PERSON OR ENTITY SHALL BE PERMITTED TO MAKE ANY COPY OR REPRODUCTION OF ANY KIND OF THE DATA OR PLANS IN ANY ENDEAVOR NOT DIRECTLY RELATED TO THE PROJECT FOR WHICH THIS DATA WAS PROVIDED. THE RECEIVER SHALL HAVE NO CLAIM WHATSOEVER, ANY ACTION, PLAN OR EQUITY AGAINST STUDIO JAED CORPORATION WITH RESPECT TO ANY DIRECT ERROR OR OMISSION IN THE DATA. THE RECEIVER AGREES TO THE FULLEST EXTENT PERMITTED BY LAW TO ENTITLE, NOBODY ANOTHER PERSON OR ENTITY SHALL BE PERMITTED TO MAKE ANY COPY OR REPRODUCTION OF ANY KIND OF THE DATA OR PLANS IN ANY ENDEAVOR NOT DIRECTLY RELATED TO THE PROJECT FOR WHICH THIS DATA WAS PROVIDED. THE RECEIVER WARRANTS THAT IT WILL NOT REPRODUCE OR OTHERWISE MAKE USE OF THE DATA OR PLANS IN ANY ENDEAVOR OR ENDEAVORS THAT DIRECTLY RELATED TO THE PROJECT FOR WHICH THIS DATA WAS PROVIDED. THE RECEIVER SHALL HAVE NO CLAIM WHATSOEVER, ANY ACTION, PLAN OR EQUITY AGAINST STUDIO JAED CORPORATION WITH RESPECT TO ANY DIRECT ERROR OR OMISSION IN THE DATA. THE RECEIVER AGREES TO INDEMNIFY AND HOLD STUDIO JAED HARMLESS FROM AND AGAINST ALL CLAIMS, DAMAGES, LOSSES AND EXPENSES INCLUDING ATTORNEY'S FEES AND COSTS OF DEFENSE ARISING OUT OF OR RESULTING FROM THE USE OF ELECTRONIC DATA.

7/7/2021 4:59 PM

STUDIOJAED
ARCHITECTS ■ ENGINEERS ■ FACILITIES SOLUTIONS
Website: www.StudioJAED.com
Email: info@StudioJAED.com
MARYLAND OFFICE
ALLISON ROAD, SUITE 403
PROVIDENCE, RHODE ISLAND 02903
P: (401) 648-8684
MARYLAND OFFICE
P.O. BOX 254
CRUMPTON, MARYLAND 216285
DELAWARE OFFICE
NEWARK ROAD, STE 110
BEAR, DELAWARE 19701
P: (302) 832-1552

CONSULTANT

GAROFALO
GAROFALO & ASSOCIATES, INC.
CIVIL ENGINEERS ■ LAND SURVEYORS
LAND PLANNERS ENVIRONMENTAL SCIENTISTS
ONE PARK ROW, SUITE 300
P.O. BOX 6145 PROVIDENCE, R.I. 02940
1-401-272-9000

This drawing is the property of StudioJAED and is prepared for the exclusive use of its clients at the location indicated. No other use is authorized or intended.

ARCHITECT / ENGINEER SEAL

PROJECT
CITY OF PROVIDENCE
PROVIDENCE PUBLIC SCHOOLS
RENOVATIONS
AT
PLEASANT VIEW ELEMENTARY SCHOOL
50 OBADIAH BROWN RD
PROVIDENCE, RI 02909

REVISIONS

MARK	DESCRIPTION	DATE
–	–	–

SHEET TITLE

CONSTRUCTION DETAILS -3

BID DOCUMENTS
SEPTEMBER 19, 2022

DRAWN	CHK'D	PROJECT NO
RAS	SSH	7289-00

SHEET NO.

C-7

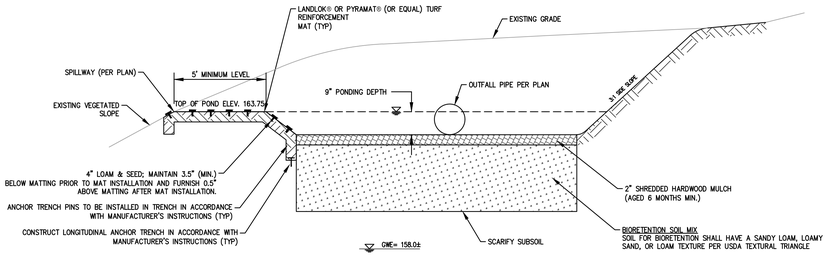

BIORETENTION BASIN (BMP-4)

NOT TO SCALE

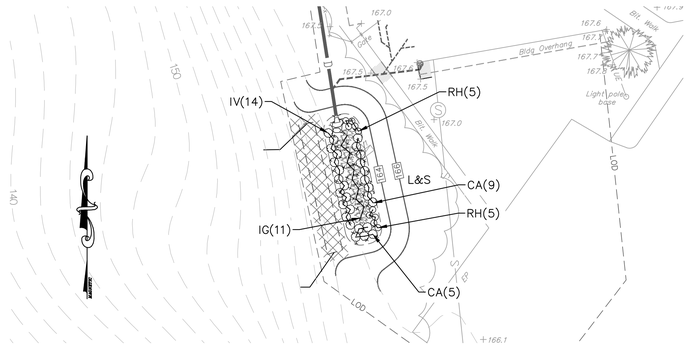

BIORETENTION BASIN PLANTING

SCALE 1"=20'

PLANT LIST:

SHURBS & PERENNIALS				
KEY	BOTANICAL NAME / COMMON NAME	QTY.	SIZE	NOTE
CA	CLETHRA ALNIFOLIA / WHITE SUMMER SWEET	14	#3 CONTAINER	
IG	ILEX GLABRA / INKBERRY	11	#3 CONTAINER	
IV	ILEX VERTICILLATA / WINTERBERRY	14	#3 CONTAINER	
RH	RUDBECKIA HIRTA / BACK EYED SUSAN	10	#2 CONTAINER	

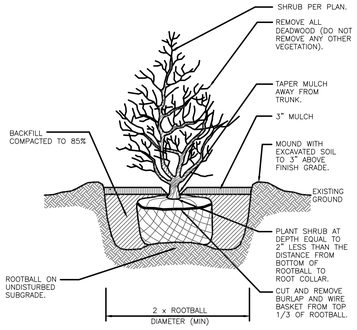

B & B Shrub Planting Detail

NOT TO SCALE

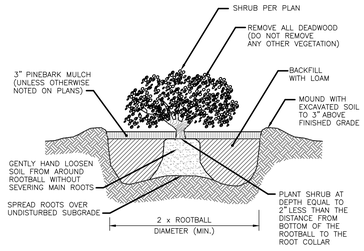

Container Grown Shrub and Perennial Planting Detaill

NOT TO SCALE

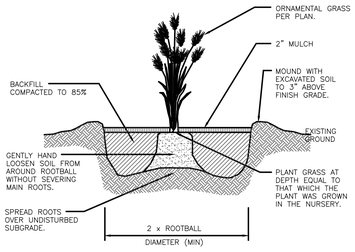

Perennial Planting Detail

THE RECEIVER SHALL MAKE NO CLAIM WHATSOEVER AGAINST ALL LOANS, DAMAGES, LIABILITIES AND COSTS (INCLUDING REASONABLE ATTORNEY'S FEES AND COSTS OF DEFENSE) ARISING OUT OF OR RESULTING FROM THE USE OF ELECTRONIC DATA.
7/7/2021 5:03 PM

STUDIOJAED
ARCHITECTS ■ ENGINEERS ■ FACILITIES SOLUTIONS
Website: www.StudioJAED.com
Email: info@StudioJAED.com
MARYLAND OFFICE
ANNAPOLIS JUNCTION
8815 Centre Park Drive, Suite 400
Columbia, Maryland 21045
P: (410) 872-0555
PROVIDENCE OFFICE
1 Richmond Square, Suite 403
PROVIDENCE, RHODE ISLAND 02903
P: (401) 648-0684
DELAWARE OFFICE
1 Innovation Way, Suite 110
BEAR, DELAWARE 19701
P: (302) 832-1552
CONSULTANT
GAROFALO & ASSOCIATES, INC.
LAND PLANNERS/ENVIRONMENTAL SCIENTISTS
P.O. BOX 6145 PROVIDENCE, R.I. 02940
(401)-272-8000

This drawing is the property of StudioJAED and is prepared for the exclusive use of its clients at the location indicated. No other use is authorized or intended.

ARCHITECT / ENGINEER SEAL

PROJECT

CITY OF PROVIDENCE
PROVIDENCE PUBLIC SCHOOLS
RENOVATIONS
AT
PLEASANT VIEW ELEMENTARY SCHOOL
50 OBADIAH BROWN RD
PROVIDENCE, RI 02909

REVISIONS

MARK	DESCRIPTION	DATE
–	–	–

SHEET TITLE

CONSTRUCTION DETAILS -4

BID DOCUMENTS
SEPTEMBER 19, 2022

DRAWN	CHK'D	PROJECT NO
RAS	SSH	7289-00

SHEET NO.

C-8

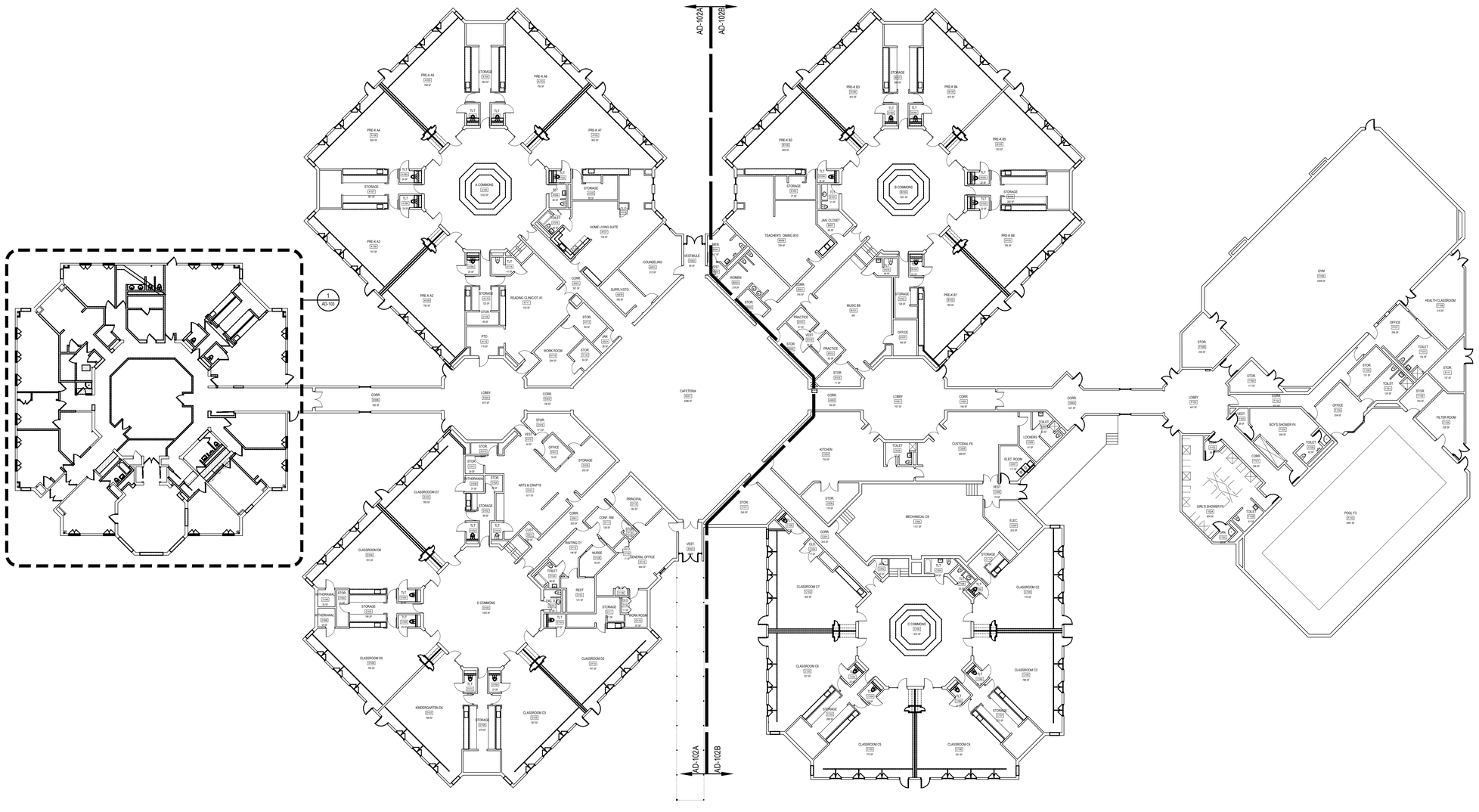

1 AD-102 OVERALL DEMOLITION PLAN

SCALE: 1/16" = 1'-0"

STUDIOJAED
ARCHITECTS ▫ ENGINEERS ▫ FACILITIES SOLUTIONS
Website: www.StudioJAED.com
Email: info@StudioJAED.com

DELAWARE OFFICE
2500 WRANGLE HILL ROAD, STE. 110
BEAR, DELAWARE 19701
P: (302) 832-1652

PROVIDENCE OFFICE
42 WEYBOSSET STREET, STE. 403
PROVIDENCE, RHODE ISLAND 02903
P: (401) 648-5884

MARYLAND OFFICE
213 FRONT STREET, P.O. BOX 254
CRUMPTON, MARYLAND 21625

CONSULTANT

THIS DRAWING IS THE PROPERTY OF STUDIOJAED AND IS PREPARED FOR THE EXCLUSIVE USE OF ITS CLIENTS AT THE LOCATION INDICATED. NO OTHER USE IS AUTHORIZED OR INTENDED.

THE PROFESSIONAL SERVICES OF THE ARCHITECT ARE UNDERTAKEN FOR AND ARE PERFORMED IN THE INTEREST OF [NAME OF PERSON EMPLOYING ARCHITECT]. NO CONTRACTUAL OBLIGATION IS ASSUMED BY THE ARCHITECT FOR THE BENEFIT OF ANY OTHER PERSON INVOLVED IN THE PROJECT.

SIGNATURE: _____
DATE OF SIGNATURE: _____
DATE OF REGISTRATION EXPIRATION: _____

ARCHITECT / ENGINEER SEAL

PROJECT

CITY OF PROVIDENCE
PROVIDENCE PUBLIC SCHOOLS
RENOVATIONS
AT
PLEASANT VIEW ELEMENTARY SCHOOL
50 OBADIAH BROWN RD
PROVIDENCE, RI 02909

REVISIONS

MARK	DESCRIPTION	DATE
-	-	-

SHEET TITLE

OVERALL DEMOLITION PLAN

BID DOCUMENTS
SEPTEMBER 19, 2022

DRAWN	CHK'D	PROJECT NO.
BPF	RJC	20041

SHEET NO.

AD-102

9/20/2022 3:12 PM

THE RECEIVER OF THESE PLANS BY HARD COPY OR ELECTRONIC TRANSMISSION BY USE THEREOF UNDERSTANDS AND AGREES AS FOLLOWS: - THE ELECTRONIC DATA TRANSMITTED (DATA) MAY BE ALTERED DURING TRANSIT AND TRANSLATION. - JAED CORPORATION DO NOT WARRANT OR MAKE ANY REPRESENTATIONS WITH RESPECT TO THE ACCURACY OF THE DATA. - THE RECEIVER WARRANTS THAT IT WILL NOT REPRODUCE OR OTHERWISE MAKE USE OF THE DATA OR RELIANCE IN ANY ENDEAVOR NOT DIRECTLY RELATED TO THE PROJECT FOR WHICH IT IS INTENDED

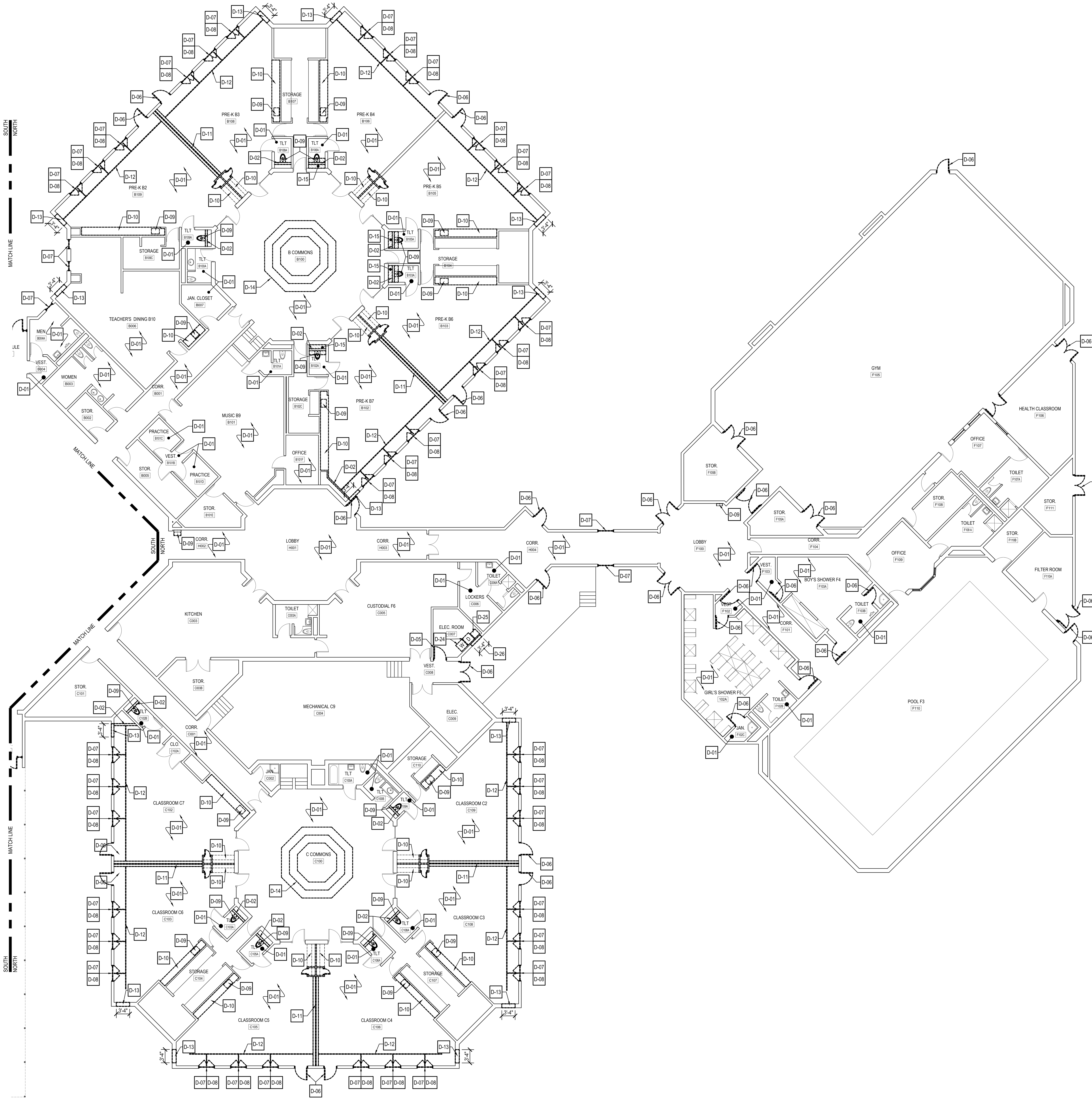

1
AD-102B

PARTIAL DEMOLITION PLAN - NORTH

SCALE: 3/32" = 1'-0"

GENERAL DEMOLITION NOTES

1. ALL AREAS AND PARTITIONS NOT DASHED OR NOTED TO BE REMOVED SHALL REMAIN INTACT. PATCH AND REPAIR EXISTING ADJACENT PARTITIONS AND FINISHES AS REQUIRED AFTER DEMOLITION TO MATCH EXISTING OR IN ACCORDANCE WITH PROPOSED RENOVATIONS.
2. CONTRACTOR IS TO PROVIDE TEMPORARY PROTECTION OF ALL EXISTING LANDSCAPE AND VEGETATION, INCLUDING BUT NOT LIMITED TO, GRASS, PLANTINGS, FLOWERS, TREES, AND TREE ROOTS. RESTORE AND RESEED ANY AREAS DAMAGED DURING CONSTRUCTION.
3. CONTRACTOR IS TO FIELD VERIFY ALL LAYOUTS AND DIMENSIONS PRIOR TO START OF WINDOW REMOVAL. ALL WINDOW STYLES AND PATTERNS ARE TO MATCH EXISTING. CONTRACTOR IS RESPONSIBLE FOR DOCUMENTING ALL EXISTING PATTERNS PRIOR TO DEMOLITION.
4. CONTRACTOR IS RESPONSIBLE FOR PROTECTION OF EXISTING SUBSTRATE MATERIAL AND ADJACENT FINISHES THAT ARE TO REMAIN. CONTRACTOR SHALL PROMPTLY PATCH AND REPAIR DAMAGE CAUSED TO ADJACENT CONSTRUCTION BY DEMOLITION WORK. RESTORE EXPOSED FINISHES IN A MANNER THAT ELIMINATES EVIDENCE OF PATCHING AND REFINISHING.
5. CONTRACTOR IS RESPONSIBLE TO REMOVE ALL DISPOSABLE MATERIAL EACH NIGHT DURING CONSTRUCTION.
6. UPON COMPLETION OF THE DEMOLITION WORK, ALL AREAS SHALL BE LEFT BROOM CLEAN TO THE SATISFACTION OF THE OWNER.
7. COORDINATE ALL DEMOLITION WORK ON THE EXISTING BUILDING WITH THE OWNER BEFORE PROCEEDING.
8. ONE MAIN EGRESS PATH MUST REMAIN OPEN FOR USE (EITHER STAIRS OR RAMP) INTO THE BUILDING DURING NORMAL HOURS OF OPERATION.
9. PROVIDE INTERIOR AND EXTERIOR SHORING, BRACING, OR OTHER SUPPORT TO PREVENT MOVEMENT, SETTLEMENT, OR COLLAPSE OF ELEMENTS TO BE DEMOLISHED AND ADJACENT ELEMENTS TO REMAIN.
10. SELECTIVE DEMOLITION WORK INCLUDES REMOVAL OF NON-STRUCT ITEMS INDICATED. REFER TO MECH, PLBG, ELEC, DEMOLITION DWGS FOR ADDITIONAL SCOPE. THIS DRAWING DOES NOT SHOW ELEC, WATER, HVAC, AND MOST OTHER SERVICES.
11. THE CONTRACTOR SHALL SAFELY SECURE ANY AND ALL PIPING, WIRING, CABLES, OR DEVICES THAT ARE NOT SCHEDULED FOR DEMOLITION, AND WERE SECURED BY ITEMS THAT HAVE BEEN OR ARE SCHEDULED FOR DEMOLITION.
12. IF HAZARDOUS MATERIALS ARE ENCOUNTERED DURING DEMOLITION OPERATIONS, NOTIFY OWNER IMMEDIATELY COMPLY W/ APPLICABLE REGULATIONS, LAWS, AND ORDINANCES CONCERNING REMOVAL, HANDLING, AND PROTECTION AGAINST EXPOSURE OR ENVIRONMENTAL POLLUTION. BURNING OF REMOVED MATERIALS IS NOT PERMITTED ON THE PROJECT SITE.

DEMOLITION PLAN LEGEND

C-02 →	KEY NOTE TAG. SEE KEY NOTE INSTRUCTIONS / NARRATIVE FOR MORE INFORMATION
(solid outline)	INDICATES EXISTING TO REMAIN
(dashed outline)	INDICATES EXISTING TO BE DEMOLISHED
(hatched)	INDICATES EXISTING TO BE DEMOLISHED

DEMOLITION PLAN KEY NOTES

NOTE: NOT ALL NOTES APPLY TO THIS SPECIFIC SHEET.

D-01	REMOVE AND DISPOSE OF EXISTING FLOOR FINISH IN ITS ENTIRETY, INCLUDING BUT NOT LIMITED TO ALL ADHESIVES, WALL BASES, FLOOR TRANSITIONS, ETC. STRIP EXISTING CONCRETE SLAB OF ALL ADHESIVES, PATCH AND REPAIR CONCRETE SLAB AS REQUIRED TO PROVIDE A SMOOTH AND LEVEL SUB-SURFACE FOR INSTALLATION OF NEW FLOORING.
D-02	REMOVE AND DISPOSE OF EXISTING MASONRY WALL IN ITS ENTIRETY, INCLUDING ALL ASSOCIATED ELECTRICAL FIXTURES AND DEVICES, MECHANICAL FIXTURES AND DEVICES, AND ALL WALL MOUNTED ITEMS. COORDINATE WITH ALL MEPFP DRAWINGS FOR ADDITIONAL INFORMATION.
D-03	REMOVE AND DISPOSE OF EXISTING METAL STUD WALL IN ITS ENTIRETY, INCLUDING ALL ASSOCIATED ELECTRICAL FIXTURES AND DEVICES, MECHANICAL FIXTURES AND DEVICES, AND ALL WALL MOUNTED ITEMS. COORDINATE WITH ALL MEPFP DRAWINGS FOR ADDITIONAL INFORMATION.
D-04	REMOVE AND DISPOSE OF PORTION OF EXISTING MASONRY WALL, INCLUDING ALL ASSOCIATED ELECTRICAL FIXTURES AND DEVICES, MECHANICAL FIXTURES AND DEVICES, AND WALL MOUNTED ITEMS AT LOCATION OF DEMOLITION. COORDINATE WITH ALL MEPFP DRAWINGS FOR ADDITIONAL INFORMATION. PROVIDE TEMPORARY SHORING AS REQUIRED, COORDINATE WITH STRUCTURAL DRAWINGS FOR NEW LINTEL.
D-05	REMOVE AND DISPOSE OF EXISTING WOOD DOOR AND HOLLOW METAL FRAME IN ITS ENTIRETY INCLUDING ALL ASSOCIATED HARDWARE, SIDE LITES, BLOCKING, ETC.
D-06	REMOVE AND DISPOSE OF EXISTING DOOR IN ITS ENTIRETY, INCLUDING ALL ASSOCIATED HARDWARE, THRESHOLDS, SIGNAGE, BLOCKING, ETC. EXISTING DOOR FRAME TO REMAIN.
D-07	REMOVE AND DISPOSE OF EXISTING WINDOW UNIT IN ITS ENTIRETY INCLUDING ALL ASSOCIATED GLAZING, WINDOW FRAMES, BLOCKING, WINDOW A/C UNITS, ETC. EXISTING WOOD WINDOW TRIM TO REMAIN. CONTRACTOR TO REPLACE IN KIND ANY DAMAGED TRIM.
D-08	REMOVE AND DISPOSE OF EXISTING WINDOW SHUTTER UNITS IN THEIR ENTIRETY, INCLUDING ALL ASSOCIATED MOUNTING BRACKETS, HARDWARE, FASTENERS, ETC.
D-09	REMOVE AND DISPOSE EXISTING PLUMBING FIXTURE IN ITS ENTIRETY. CUT AND CAP ALL WASTE LINES BELOW THE SLAB, CUT AND CAP ALL SUPPLY PIPING BACK TO NEAREST POINT ABOVE CEILING TO REMAIN. COORDINATE WITH PLUMBING DRAWINGS FOR ADDITIONAL INFORMATION.
D-10	REMOVE AND DISPOSE OF EXISTING CASEWORK IN ITS ENTIRETY INCLUDING ALL ASSOCIATED BASE CABINETS, WALL CABINETS, SHELVING, COUNTER TOPS, BACK SPLASHES, SIDE SPLASHES, BLOCKING, ETC.
D-11	REMOVE AND DISPOSE OF EXISTING MOVEABLE PARTITION WALL IN ITS ENTIRETY INCLUDING ALL ASSOCIATED PARTITION PANELS, HARDWARE, FRAMES, PARTITION TRACKS, BLOCKING, ETC.
D-12	REMOVE AND DISPOSE OF EXISTING METAL PIPE ASSEMBLY IN ITS ENTIRETY INCLUDING ALL FASTENING HARDWARE. PATCH AND REPAIR EXISTING MASONRY WALL TO REMAIN AT LOCATION OF REMOVED PIPING.
D-13	SAWCUT, REMOVE AND DISPOSE OF PORTION OF EXISTING EXTERIOR MASONRY WALL TO ALLOW FOR INSTALLATION OF NEW MECHANICAL UNIT LOUVER. COORDINATE OPENING SIZE WITH MANUFACTURER'S REQUIREMENTS. REFER TO A-602 FOR TYPICAL LOUVER PENETRATION DETAIL. AT LOCATIONS WITH AN EXISTING LOUVER VENT, REMOVE AND DISPOSE OF EXISTING LOUVER IN ITS ENTIRETY.
D-14	AT RECESSED FLOOR PIT, REMOVE AND DISPOSE OF ALL FINISH FLOORING IN ITS ENTIRETY, INCLUDING ALL ASSOCIATED FLOORING TRANSITIONS. EXISTING GUARDRAIL SURROUND AND GATE TO REMAIN.
D-15	SAWCUT, REMOVE AND DISPOSE OF PORTION OF EXISTING CONCRETE FLOOR SLAB IN ITS ENTIRETY TO ALLOW FOR DEMOLITION AND RE-WORKING OF EXISTING PLUMBING LINES FOR NEW TOILET. COORDINATE EXTENT OF SLAB DEMOLITION WITH PLUMBING DRAWINGS AND EXISTING CONDITIONS.
D-16	REMOVE AND DISPOSE OF EXISTING WASHER/DRYER UNIT IN ITS ENTIRETY INCLUDING ALL ASSOCIATED WATERLINES, VENT PIPING. ETC. COORDINATE WITH MECHANICAL, ELECTRICAL, PLUMBING DRAWINGS FOR EXTENT OF DEMOLITION.
D-17	REMOVE AND DISPOSE OF EXISTING ICE MACHINE IN ITS ENTIRETY, INCLUDING ALL ASSOCIATED, SUPPLY LINES, WASTE LINES, VENT PIPING, ETC. COORDINATE WITH MECHANICAL, ELECTRICAL, PLUMBING DRAWINGS FOR EXTENT OF DEMOLITION.
D-18	NOT USED.
D-19	AT ENTIRE CAFETERIA, REMOVE AND DISPOSE OF EXISTING WALL MOUNTED ACOUSTICAL TREATMENT PANEL IN ITS ENTIRETY INCLUDING ALL TRIM, MOUNTING HARDWARE, ETC. CLEAN, PATCH AND/OR REPAIR EXISTING CMU WALL AS REQUIRED TO PROVIDE SMOOTH FINISH SURFACE.
D-20	REMOVE AND DISPOSE OF EXISTING DAMAGED CANOPY STEEL POST IN ITS ENTIRETY INCLUDING ALL ASSOCIATED FASTENING HARDWARE, AND ASSOCIATED FOOTING. SAW-CUT AND REMOVE SURROUNDING CONCRETE AND/OR ASPHALT TO ALLOW FOR DEMOLITION OF FOOTING.
D-21	REMOVE AND DISPOSE OF EXISTING WINDOW UNIT IN ITS ENTIRETY INCLUDING ALL ASSOCIATED, GLAZING, FRAMES, TRIM, BLOCKING, SHUTTERS, HARDWARE, ETC. SAWCUT AND REMOVE PORTION OF EXISTING MASONRY WALL BELOW WINDOW INCLUDING ALL ASSOCIATED ELECTRICAL, MECHANICAL, TEL/DATA DEVICES. SAWCUT WALL DOWN TO EXISTING CONCRETE FLOOR SLAB TO REMAIN. COORDINATE WITH ALL MEPFP DEMOLITION DRAWINGS FOR ADDITIONAL INFORMATION.
D-22	REMOVE PRECAST CONCRETE PAD. TOPSOIL, SEED, AND MULCH TO MATCH EXISTING GRASS.
D-23	SAW-CUT, REMOVE AND DISPOSE OF PORTION OF EXISTING EXTERIOR MASONRY WALL FOR NEW WINDOW OPENING. COORDINATE OPENING SIZE WITH A-700 WINDOW SCHEDULE.
D-24	REMOVE AND DISPOSE OF EXISTING WASHER/DRYER UNIT IN ITS ENTIRETY INCLUDING ALL ASSOCIATED WATERLINES, VENT PIPING, ETC. COORDINATE WITH MECHANICAL ELECTRICAL, AND PLUMBING DRAWINGS FOR ADDITIONAL DEMOLITION INFO.
D-25	REMOVE AND DISPOSE OF EXISTING ICE MACHINE IN ITS ENTIRETY, INCLUDING ALL ASSOCIATED SUPPLY LINES, WASTE LINES, VENT PIPING, ETC. COORDINATE WITH MECHANICAL, ELECTRICAL, AND PLUMBING DRAWINGS FOR ADDITIONAL DEMOLITION INFO.
D-26	SAW-CUT, REMOVE AND DISPOSE OF PORTION OF EXISTING EXTERIOR MASONRY WALL TO ALLOW FOR NEW DOOR OPENING.

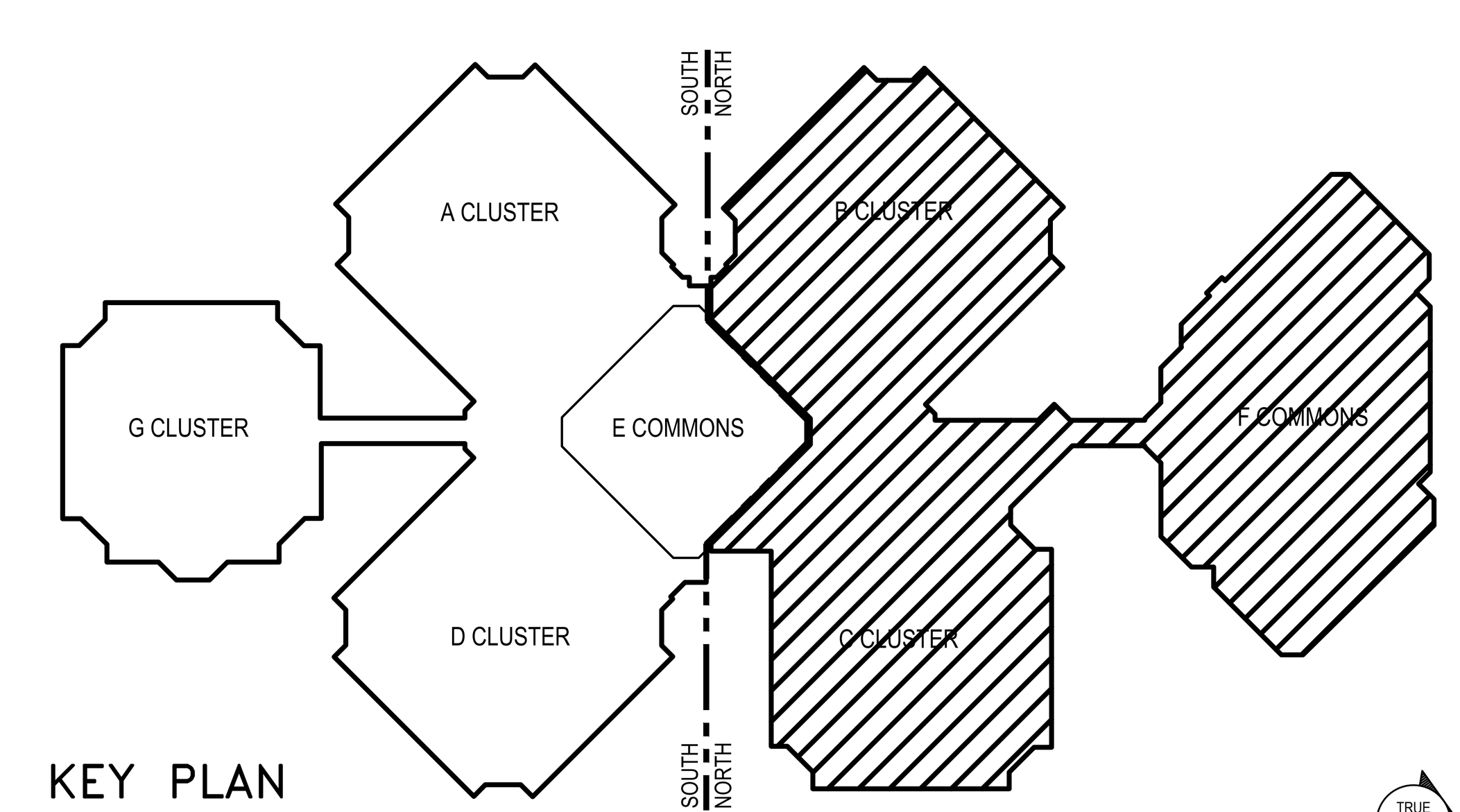

KEY PLAN

SCALE: NTS

STUDIOJAED
ARCHITECTS ■ ENGINEERS ■ FACILITIES SOLUTIONS
Website: www.StudioJAED.com
Email: info@StudioJAED.com

DELAWARE OFFICE
2500 WRANGLE HILL ROAD, STE. 110
BEAR, DELAWARE 19701
P: (302) 832-1652

PROVIDENCE OFFICE
42 WEYBOSSET STREET, STE. 403
PROVIDENCE, RHODE ISLAND 02903
P: (401) 648-0884

MARYLAND OFFICE
213 FRONT STREET, P.O. BOX 254
CRUMPTON, MARYLAND 216285

CONSULTANT

THIS DRAWING IS THE PROPERTY OF STUDIOJAED AND IS PREPARED FOR THE EXCLUSIVE USE OF ITS CLIENTS AT THE LOCATION INDICATED. NO OTHER USE IS AUTHORIZED OR INTENDED.

THE PROFESSIONAL SERVICES OF THE ARCHITECT ARE UNDERTAKEN FOR AND ARE PERFORMED IN THE INTEREST OF [NAME OF PERSON EMPLOYING ARCHITECT]. NO CONTRACTUAL OBLIGATION IS ASSUMED BY THE ARCHITECT FOR THE BENEFIT OF ANY OTHER PERSON INVOLVED IN THE PROJECT.

SIGNATURE: ____________
DATE OF SIGNATURE: ____________
DATE OF REGISTRATION EXPIRATION: ____________

ARCHITECT / ENGINEER SEAL

PROJECT

CITY OF PROVIDENCE
RENOVATIONS
AT
PLEASANT VIEW ELEMENTARY SCHOOL
50 OBADIAH BROWN RD
PROVIDENCE, RI 02909

REVISIONS

MARK	DESCRIPTION	DATE

SHEET TITLE

PARTIAL DEMOLITION PLAN - NORTH

BID DOCUMENTS
SEPTEMBER 19, 2022

DRAWN	CHK'D	PROJECT NO.
BPF	RJC	20041

SHEET NO.

AD-102B

THE RECEIVER OF THESE PLANS BY HARD COPY OR ELECTRONIC TRANSMISSION BY USE THEREOF UNDERSTANDS AND AGREES AS FOLLOWS: *THE ELECTRONIC DATA TRANSMITTED ("DATA") MAY BE ALTERED DURING TRANSIT AND TRANSLATION. * JAED CORPORATION DO NOT WARRANT OR MAKE ANY REPRESENTATIONS WITH RESPECT TO THE ACCURACY OF THE DATA. * THE RECEIVER WILL COMPARE THE DATA WITH AVAILABLE HARD COPIES. * JAED CORPORATION RETAINS ALL OWNERSHIP, COPYRIGHT, AND OTHER INTELLECTUAL PROPERTY INTERESTS IN THE DATA AND INFORMATION ON THE PLANS. * THE RECEIVER WARRANTS THAT IT WILL NOT REPRODUCE OR OTHERWISE MAKE USE OF THE DATA OR PLANS IN ANY ENDEAVOR NOT DIRECTLY RELATED TO THE PROJECT FOR WHICH IT WAS PRODUCED. * THE RECEIVER SHALL MAKE NO CLAIM NOR INITIATE ANY ACTION IN LAW OR EQUITY AGAINST JAED CORPORATION WITH RESPECT TO ANY DEFECT ERROR OR OMISSION IN THE DATA. * THE RECEIVER AGREES TO THE FULLEST EXTENT PERMITTED BY LAW TO DEFEND, INDEMNIFY AND HOLD HARMLESS JAED CORPORATION FROM AND AGAINST ALL CLAIMS, DAMAGES, LIABILITIES AND COSTS (INCLUDING REASONABLE ATTORNEY'S FEES AND COSTS OF DEFENSE) ARISING OUT OF OR RESULTING FROM THE USE OF ELECTRONIC DATA.

9/20/2022 3:13 PM

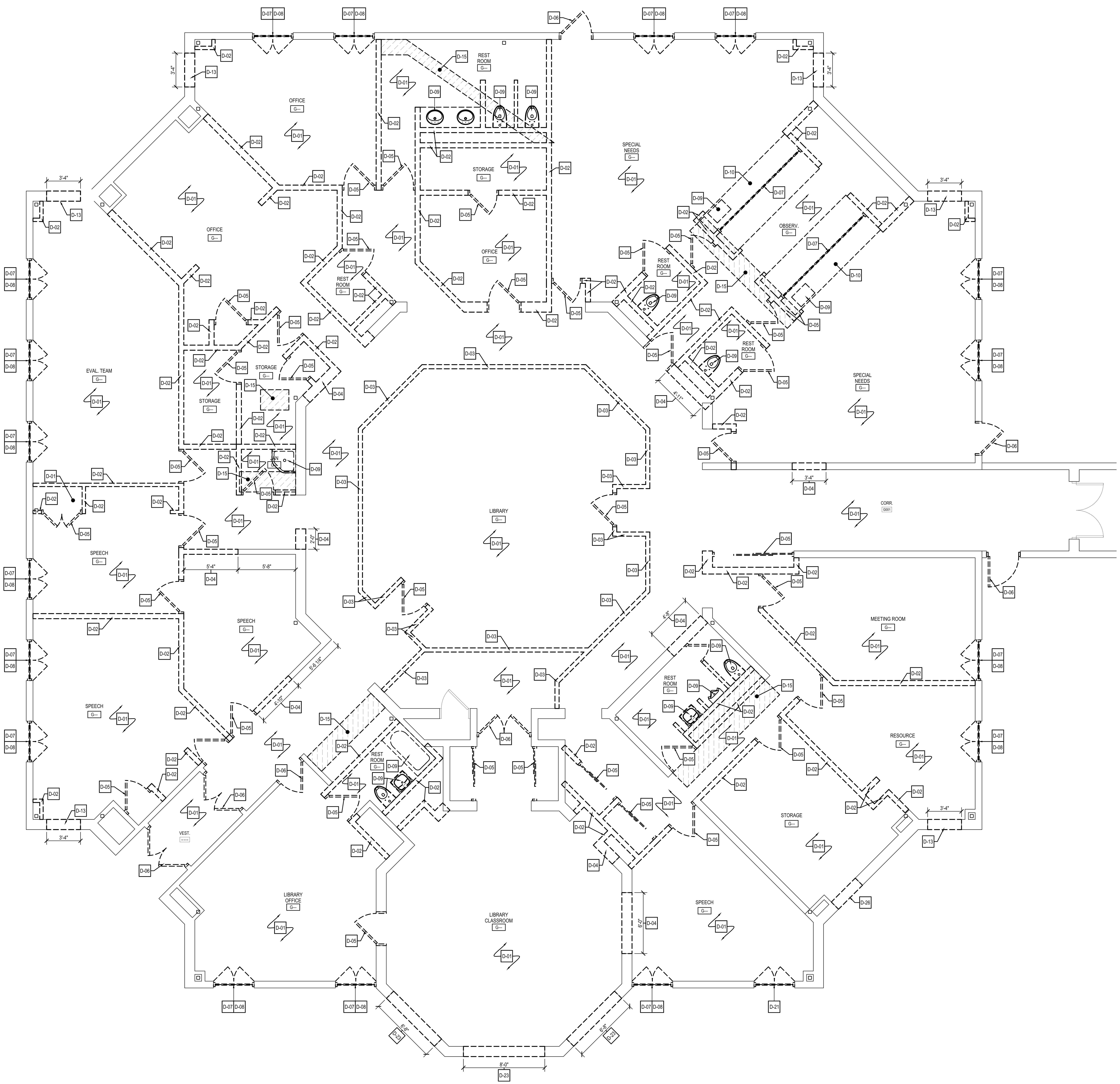

1 AD-103 ENLARGED DEMOLITION PLAN

SCALE: 1/4" = 1'-0"

GENERAL DEMOLITION NOTES

1. ALL AREAS AND PARTITIONS NOT DASHED OR NOTED TO BE REMOVED SHALL REMAIN INTACT. PATCH AND REPAIR EXISTING ADJACENT PARTITIONS AND FINISHES AS REQUIRED AFTER DEMOLITION TO MATCH EXISTING OR IN ACCORDANCE WITH PROPOSED RENOVATIONS.
2. CONTRACTOR IS TO PROVIDE TEMPORARY PROTECTION OF ALL EXISTING LANDSCAPE AND VEGETATION, INCLUDING BUT NOT LIMITED TO, GRASS, PLANTINGS, FLOWERS, TREES, AND TREE ROOTS. RESTORE AND RESEED ANY AREAS DAMAGED DURING CONSTRUCTION.
3. CONTRACTOR IS TO FIELD VERIFY ALL LAYOUTS AND DIMENSIONS PRIOR TO START OF WINDOW REMOVAL. ALL WINDOW STYLES AND PATTERNS ARE TO MATCH EXISTING. CONTRACTOR IS RESPONSIBLE FOR DOCUMENTING ALL EXISTING PATTERNS PRIOR TO DEMOLITION.
4. CONTRACTOR IS RESPONSIBLE FOR PROTECTION OF EXISTING SUBSTRATE MATERIAL AND ADJACENT FINISHES THAT ARE TO REMAIN. CONTRACTOR SHALL PROMPTLY PATCH AND REPAIR DAMAGE CAUSED TO ADJACENT CONSTRUCTION BY DEMOLITION WORK. RESTORE EXPOSED FINISHES IN A MANNER THAT ELIMINATES EVIDENCE OF PATCHING AND REFINISHING.
5. CONTRACTOR IS RESPONSIBLE TO REMOVE ALL DISPOSABLE MATERIAL EACH NIGHT DURING CONSTRUCTION.
6. UPON COMPLETION OF THE DEMOLITION WORK, ALL AREAS SHALL BE LEFT BROOM CLEAN TO THE SATISFACTION OF THE OWNER.
7. COORDINATE ALL DEMOLITION WORK ON THE EXISTING BUILDING WITH THE OWNER BEFORE PROCEEDING.
8. ONE MAIN EGRESS PATH MUST REMAIN OPEN FOR USE (EITHER STAIRS OR RAMP) INTO THE BUILDING DURING NORMAL HOURS OF OPERATION.
9. PROVIDE INTERIOR AND EXTERIOR SHORING, BRACING, OR OTHER SUPPORT TO PREVENT MOVEMENT, SETTLEMENT, OR COLLAPSE OF ELEMENTS TO BE DEMOLISHED AND ADJACENT ELEMENTS TO REMAIN.
10. SELECTIVE DEMOLITION WORK INCLUDES REMOVAL OF NON-STRUCT ITEMS INDICATED. REFER TO MECH, PLBG, ELEC, DEMOLITION DWGS FOR ADDITIONAL SCOPE. THIS DRAWING DOES NOT SHOW ELEC, WATER, HVAC, AND MOST OTHER SERVICES.
11. THE CONTRACTOR SHALL SAFELY SECURE ANY AND ALL PIPING, WIRING, CABLES, OR DEVICES THAT ARE NOT SCHEDULED FOR DEMOLITION, AND WERE SECURED BY ITEMS THAT HAVE BEEN OR ARE SCHEDULED FOR DEMOLITION.
12. IF HAZARDOUS MATERIALS ARE ENCOUNTERED DURING DEMOLITION OPERATIONS, NOTIFY OWNER IMMEDIATELY COMPLY W/ APPLICABLE REGULATIONS, LAWS, AND ORDINANCES CONCERNING REMOVAL, HANDLING, AND PROTECTION AGAINST EXPOSURE OR ENVIRONMENTAL POLLUTION. BURNING OF REMOVED MATERIALS IS NOT PERMITTED ON THE PROJECT SITE.

DEMOLITION PLAN LEGEND

C-02 →	KEY NOTE TAG. SEE KEY NOTE INSTRUCTIONS / NARRATIVE FOR MORE INFORMATION
(solid outline)	INDICATES EXISTING TO REMAIN
(dashed outline)	INDICATES EXISTING TO BE DEMOLISHED
(hatched)	INDICATES EXISTING TO BE DEMOLISHED

DEMOLITION PLAN KEY NOTES

NOTE: NOT ALL NOTES APPLY TO THIS SPECIFIC SHEET.

D-01	REMOVE AND DISPOSE OF EXISTING FLOOR FINISH IN ITS ENTIRETY, INCLUDING BUT NOT LIMITED TO ALL ADHESIVES, WALL BASES, FLOOR TRANSITIONS, ETC. STRIP EXISTING CONCRETE SLAB OF ALL ADHESIVES, PATCH AND REPAIR CONCRETE SLAB AS REQUIRED TO PROVIDE A SMOOTH AND LEVEL SUB-SURFACE FOR INSTALLATION OF NEW FLOORING.
D-02	REMOVE AND DISPOSE OF EXISTING MASONRY WALL IN ITS ENTIRETY, INCLUDING ALL ASSOCIATED ELECTRICAL FIXTURES AND DEVICES, MECHANICAL FIXTURES AND DEVICES, AND ALL WALL MOUNTED ITEMS. COORDINATE WITH ALL MEPFP DRAWINGS FOR ADDITIONAL INFORMATION.
D-03	REMOVE AND DISPOSE OF EXISTING METAL STUD WALL IN ITS ENTIRETY, INCLUDING ALL ASSOCIATED ELECTRICAL FIXTURES AND DEVICES, MECHANICAL FIXTURES AND DEVICES, AND ALL WALL MOUNTED ITEMS. COORDINATE WITH ALL MEPFP DRAWINGS FOR ADDITIONAL INFORMATION.
D-04	REMOVE AND DISPOSE OF PORTION OF EXISTING MASONRY WALL, INCLUDING ALL ASSOCIATED ELECTRICAL FIXTURES AND DEVICES, MECHANICAL FIXTURES AND DEVICES, AND WALL MOUNTED ITEMS AT LOCATION OF DEMOLITION. COORDINATE WITH ALL MEPFP DRAWINGS FOR ADDITIONAL INFORMATION. PROVIDE TEMPORARY SHORING AS REQUIRED, COORDINATE WITH STRUCTURAL DRAWINGS FOR NEW LINTEL.
D-05	REMOVE AND DISPOSE OF EXISTING WOOD DOOR AND HOLLOW METAL FRAME IN ITS ENTIRETY INCLUDING ALL ASSOCIATED HARDWARE, SIDE LITES, BLOCKING, ETC.
D-06	REMOVE AND DISPOSE OF EXISTING DOOR IN ITS ENTIRETY, INCLUDING ALL ASSOCIATED HARDWARE, THRESHOLDS, SIGNAGE, BLOCKING, ETC. EXISTING DOOR FRAME TO REMAIN.
D-07	REMOVE AND DISPOSE OF EXISTING WINDOW UNIT IN ITS ENTIRETY INCLUDING ALL ASSOCIATED GLAZING, WINDOW FRAMES, BLOCKING, WINDOW A/C UNITS, ETC. EXISTING WOOD WINDOW TRIM TO REMAIN. CONTRACTOR TO REPLACE IN KIND ANY DAMAGED TRIM.
D-08	REMOVE AND DISPOSE OF EXISTING WINDOW SHUTTER UNITS IN THEIR ENTIRETY, INCLUDING ALL ASSOCIATED MOUNTING BRACKETS, HARDWARE, FASTENERS, ETC.
D-09	REMOVE AND DISPOSE EXISTING PLUMBING FIXTURE IN ITS ENTIRETY. CUT AND CAP ALL WASTE LINES BELOW THE SLAB, CUT AND CAP ALL SUPPLY PIPING BACK TO NEAREST POINT ABOVE CEILING TO REMAIN. COORDINATE WITH PLUMBING DRAWINGS FOR ADDITIONAL INFORMATION.
D-10	REMOVE AND DISPOSE OF EXISTING CASEWORK IN ITS ENTIRETY INCLUDING ALL ASSOCIATED BASE CABINETS, WALL CABINETS, SHELVING, COUNTER TOPS, BACK SPLASHES, SIDE SPLASHES, BLOCKING, ETC.
D-11	REMOVE AND DISPOSE OF EXISTING MOVEABLE PARTITION WALL IN ITS ENTIRETY INCLUDING ALL ASSOCIATED PARTITION PANELS, HARDWARE, FRAMES, PARTITION TRACKS, BLOCKING, ETC.
D-12	REMOVE AND DISPOSE OF EXISTING METAL PIPE ASSEMBLY IN ITS ENTIRETY INCLUDING ALL FASTENING HARDWARE. PATCH AND REPAIR EXISTING MASONRY WALL TO REMAIN AT LOCATION OF REMOVED PIPING.
D-13	SAWCUT, REMOVE AND DISPOSE OF PORTION OF EXISTING EXTERIOR MASONRY WALL TO ALLOW FOR INSTALLATION OF NEW MECHANICAL UNIT LOUVER. COORDINATE OPENING SIZE WITH MANUFACTURER'S REQUIREMENTS. REFER TO A-602 FOR TYPICAL LOUVER PENETRATION DETAIL. AT LOCATIONS WITH AN EXISTING LOUVER VENT, REMOVE AND DISPOSE OF EXISTING LOUVER IN ITS ENTIRETY.
D-14	AT RECESSED FLOOR PIT, REMOVE AND DISPOSE OF ALL FINISH FLOORING IN ITS ENTIRETY, INCLUDING ALL ASSOCIATED FLOORING TRANSITIONS. EXISTING GUARDRAIL SURROUND AND GATE TO REMAIN.
D-15	SAWCUT, REMOVE AND DISPOSE OF PORTION OF EXISTING CONCRETE FLOOR SLAB IN ITS ENTIRETY TO ALLOW FOR DEMOLITION AND RE-WORKING OF EXISTING PLUMBING LINES FOR NEW TOILET. COORDINATE EXTENT OF SLAB DEMOLITION WITH PLUMBING DRAWINGS AND EXISTING CONDITIONS.
D-16	REMOVE AND DISPOSE OF EXISTING WASHER/DRYER UNIT IN ITS ENTIRETY, INCLUDING ALL ASSOCIATED WATERLINES, VENT PIPING. ETC. COORDINATE WITH MECHANICAL, ELECTRICAL, PLUMBING DRAWINGS FOR EXTENT OF DEMOLITION.
D-17	REMOVE AND DISPOSE OF EXISTING ICE MACHINE IN ITS ENTIRETY, INCLUDING ALL ASSOCIATED, SUPPLY LINES, WASTE LINES, VENT PIPING, ETC. COORDINATE WITH MECHANICAL, ELECTRICAL, PLUMBING DRAWINGS FOR EXTENT OF DEMOLITION.
D-18	NOT USED.
D-19	AT ENTIRE CAFETERIA, REMOVE AND DISPOSE OF EXISTING WALL MOUNTED ACOUSTICAL TREATMENT PANEL IN ITS ENTIRETY INCLUDING ALL TRIM, MOUNTING HARDWARE, ETC. CLEAN, PATCH AND/OR REPAIR EXISTING CMU WALL AS REQUIRED TO PROVIDE SMOOTH FINISH SURFACE.
D-20	REMOVE AND DISPOSE OF EXISTING DAMAGED CANOPY STEEL POST IN ITS ENTIRETY INCLUDING ALL ASSOCIATED FASTENING HARDWARE, AND ASSOCIATED FOOTING. SAW-CUT AND REMOVE SURROUNDING CONCRETE AND/OR ASPHALT TO ALLOW FOR DEMOLITION OF FOOTING.
D-21	REMOVE AND DISPOSE OF EXISTING WINDOW UNIT IN ITS ENTIRETY INCLUDING ALL ASSOCIATED, GLAZING, FRAMES, TRIM, BLOCKING, SHUTTERS, HARDWARE, ETC. SAWCUT AND REMOVE PORTION OF EXISTING MASONRY WALL BELOW WINDOW INCLUDING ALL ASSOCIATED ELECTRICAL, MECHANICAL, TEL/DATA DEVICES. SAWCUT WALL DOWN TO EXISTING CONCRETE FLOOR SLAB TO REMAIN. COORDINATE WITH ALL MEPFP DEMOLITION DRAWINGS FOR ADDITIONAL INFORMATION.
D-22	REMOVE PRECAST CONCRETE PAD. TOPSOIL, SEED, AND MULCH TO MATCH EXISTING GRASS.
D-23	SAW-CUT, REMOVE AND DISPOSE OF PORTION OF EXISTING EXTERIOR MASONRY WALL FOR NEW WINDOW OPENING. COORDINATE OPENING SIZE WITH A-700 WINDOW SCHEDULE.
D-24	REMOVE AND DISPOSE OF EXISTING WASHER/DRYER UNIT IN ITS ENTIRETY INCLUDING ALL ASSOCIATED WATERLINES, VENT PIPING, ETC. COORDINATE WITH MECHANICAL ELECTRICAL, AND PLUMBING DRAWINGS FOR ADDITIONAL DEMOLITION INFO.
D-25	REMOVE AND DISPOSE OF EXISTING ICE MACHINE IN ITS ENTIRETY, INCLUDING ALL ASSOCIATED SUPPLY LINES, WASTE LINES, VENT PIPING, ETC. COORDINATE WITH MECHANICAL, ELECTRICAL, AND PLUMBING DRAWINGS FOR ADDITIONAL DEMOLITION INFO.
D-26	SAW-CUT, REMOVE AND DISPOSE OF PORTION OF EXISTING EXTERIOR MASONRY WALL TO ALLOW FOR NEW DOOR OPENING.

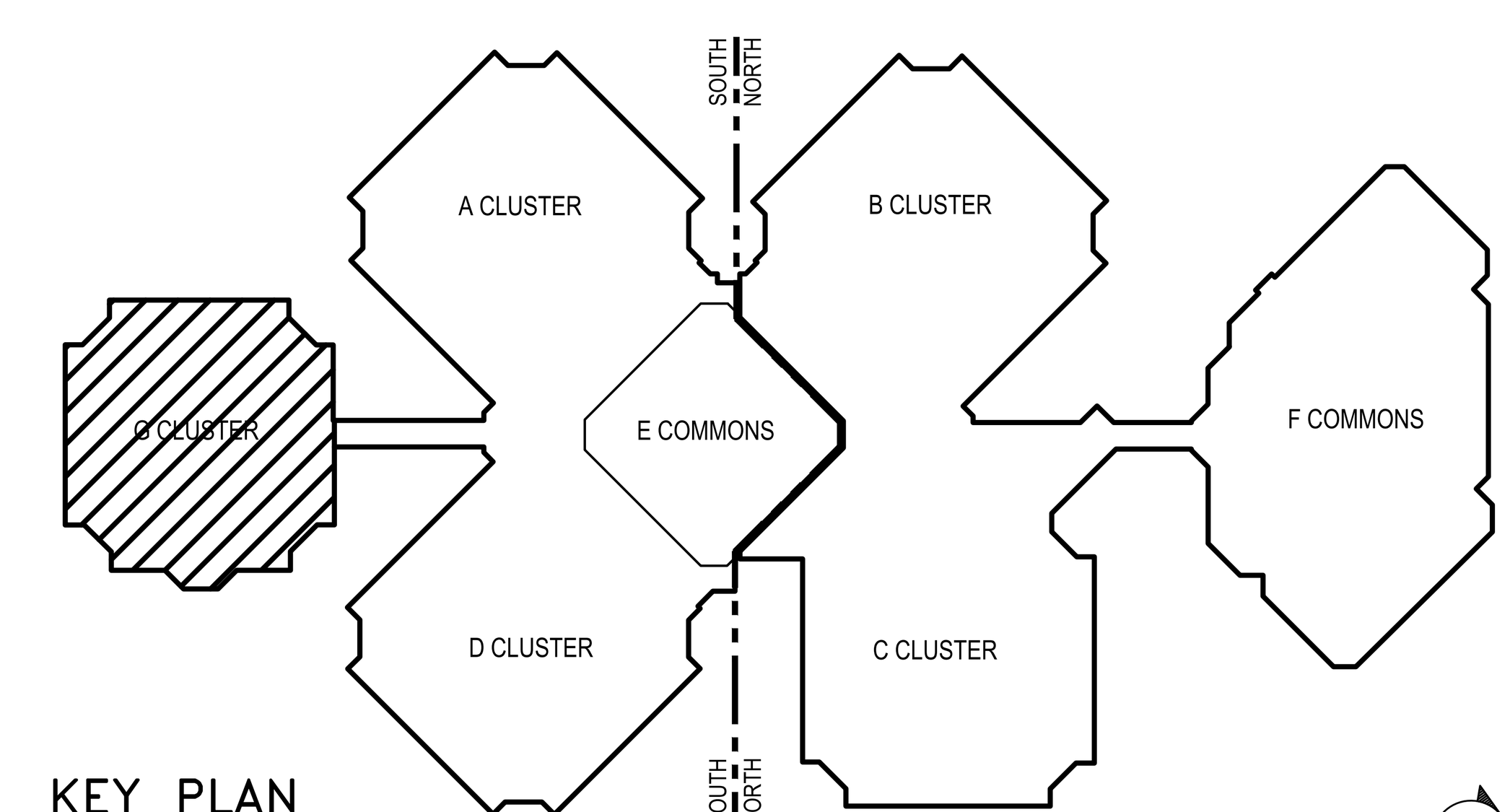

KEY PLAN

SCALE: NTS

STUDIOJAED
ARCHITECTS ▫ ENGINEERS ▫ FACILITIES SOLUTIONS
Website: www.StudioJAED.com
Email: info@StudioJAED.com
DELAWARE OFFICE
2500 WRANGLE HILL ROAD, STE. 110
BEAR, DELAWARE 19701
P: (302) 832-1652
PROVIDENCE OFFICE
42 WEYBOSSET STREET, STE. 403
PROVIDENCE, RHODE ISLAND 02903
P: (401) 648-0884
MARYLAND OFFICE
213 FRONT STREET, P.O. BOX 254
CRUMPTON, MARYLAND 216285

CONSULTANT

THIS DRAWING IS THE PROPERTY OF STUDIOJAED AND IS PREPARED FOR THE EXCLUSIVE USE OF ITS CLIENTS AT THE LOCATION INDICATED. NO OTHER USE IS AUTHORIZED OR INTENDED.

THE PROFESSIONAL SERVICES OF THE ARCHITECT ARE UNDERTAKEN FOR AND ARE PERFORMED IN THE INTEREST OF [NAME OF PERSON EMPLOYING ARCHITECT]. NO CONTRACTUAL OBLIGATION IS ASSUMED BY THE ARCHITECT FOR THE BENEFIT OF ANY OTHER PERSON INVOLVED IN THE PROJECT.

SIGNATURE: ______
DATE OF SIGNATURE: ______
DATE OF REGISTRATION EXPIRATION: ______

ARCHITECT / ENGINEER SEAL

PROJECT

CITY OF PROVIDENCE
RENOVATIONS
AT
PLEASANT VIEW ELEMENTARY SCHOOL
50 OBADIAH BROWN RD
PROVIDENCE, RI 02909

REVISIONS

MARK	DESCRIPTION	DATE

SHEET TITLE

ENLARGED DEMOLITION PLAN

BID DOCUMENTS
SEPTEMBER 19, 2022

DRAWN	CHK'D	PROJECT NO.
BPF	RJC	20041

SHEET NO.

AD-103

9/20/2022 3:13 PM

THE RECEIVER OF THESE PLANS BY HARD COPY OR ELECTRONIC TRANSMISSION BY USE THEREOF UNDERSTANDS AND AGREES AS FOLLOWS: - THE ELECTRONIC DATA TRANSMITTED (THAT MAY BE ALTERED DURING TRANSIT AND TRANSLATION) - (AE) CORPORATION) DO NOT WARRANT OR MAKE ANY REPRESENTATIONS WITH RESPECT TO THE ACCURACY OF THE DATA. • THE RECEIVER WARRANTS THAT IT WILL NOT REPRODUCE OR OTHERWISE MAKE USE OF THE DATA OR RELIANCE ANY ENDEAVOR NOT DIRECTLY RELATED TO THE PROJECT FOR WHICH IT WAS ORIGINALLY PREPARED. • THE RECEIVER AGREES TO INDEMNIFY AND HOLD (AE) CORPORATION HARMLESS FROM ANY AND ALL CLAIMS, DAMAGES, LOSSES AND COSTS TO INCLUDING BUT NOT LIMITED TO ATTORNEYS FEES AND COSTS IF EXISTING DRAWINGS AND DATA ARE REUSED OR MODIFIED BY ANY PARTY OTHER THAN (AE) CORPORATION WITHOUT (AE) CORPORATION'S PRIOR WRITTEN AUTHORIZATION. • THE RECEIVER AGREES TO DELETE ALL ELECTRONIC DATA FROM THEIR SYSTEMS IMMEDIATELY UPON COMPLETION OF THE PROJECT FOR WHICH IT WAS ORIGINALLY PREPARED. • THE RECEIVER AGREES TO REMOVE ALL REFERENCES TO (AE) CORPORATION FROM ANY DATA RETAINED AFTER THE PROJECT IS COMPLETED. • THE RECEIVER AGREES TO NOT TRANSFER ELECTRONIC DATA TO OTHERS WITHOUT PRIOR WRITTEN CONSENT OF (AE) CORPORATION. • THE RECEIVER AGREES TO TRANSFER THESE AGREEMENTS TO ANY SUBSEQUENT RECIPIENTS OF ELECTRONIC DATA. • THE RECEIVER AGREES THAT IN THE EVENT OF ANY DISPUTES ARISING OUT OF THE FOREGOING AGREEMENTS OR USE OF ELECTRONIC DATA, THE PREVAILING PARTY SHALL BE ENTITLED TO REASONABLE ATTORNEY'S FEES AND COSTS. • 9/20/2022 3:13 PM

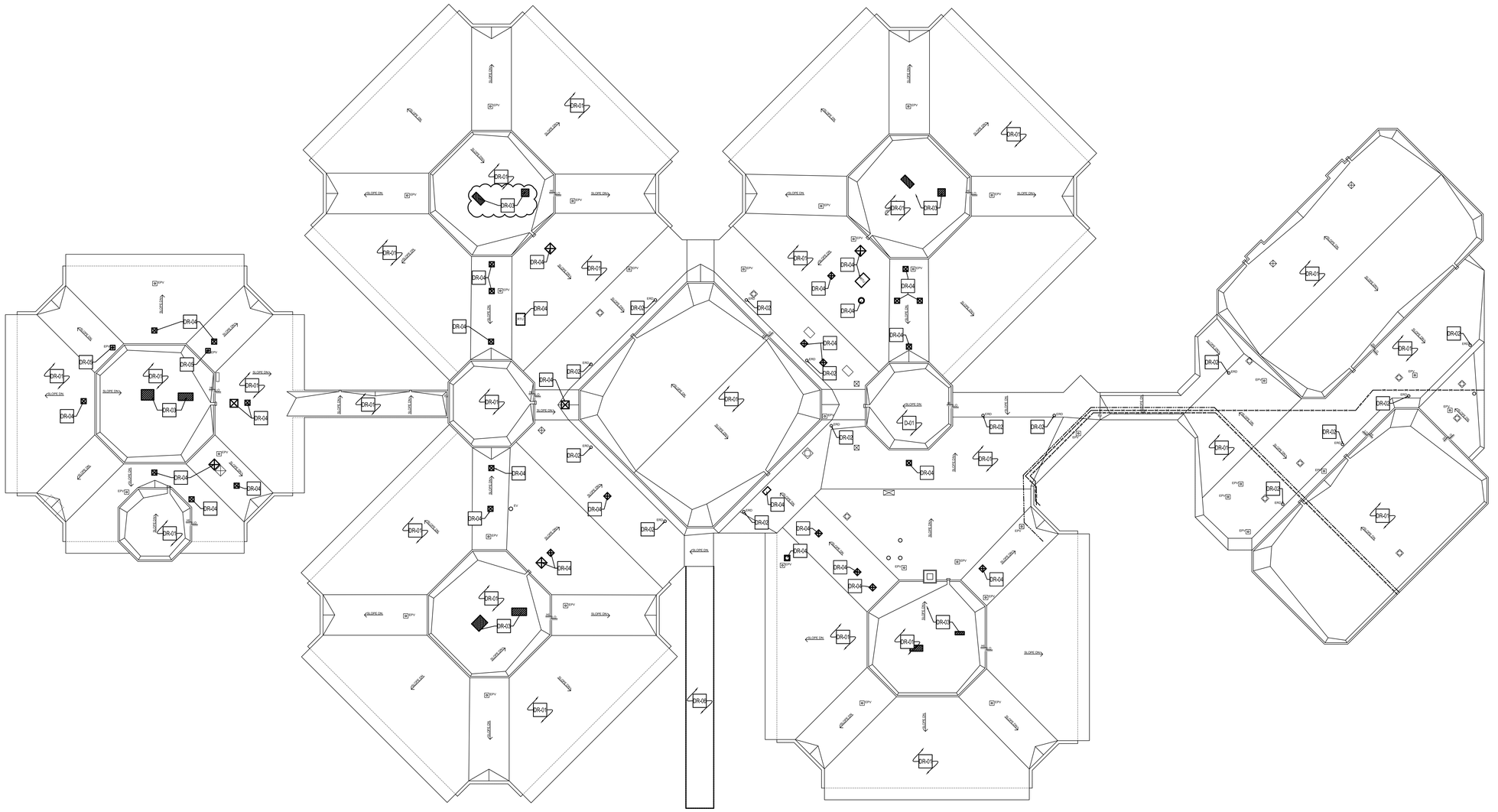

1 DEMOLITION ROOF PLAN

AD-104 SCALE: 1/16" = 1'-0"

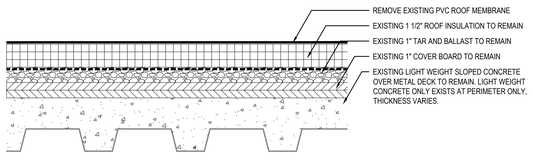

TYP. ROOF ASSEMBLY, U.N.O.

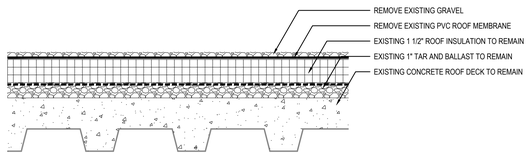

EXIST. ROOF AT GYM

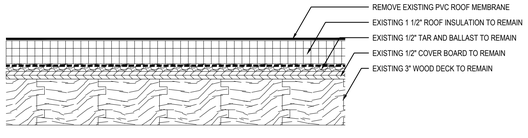

EXIST. ROOF AT POOL

2 EXISTING ROOF DEMOLITION DETAILS

AD-104 SCALE: 3" = 1'-0"

GENERAL DEMOLITION NOTES

1. ALL AREAS AND PARTITIONS NOT DASHED OR NOTED TO BE REMOVED SHALL REMAIN INTACT. PATCH AND REPAIR EXISTING ADJACENT PARTITIONS AND FINISHES AS REQUIRED AFTER DEMOLITION TO MATCH EXISTING OR IN ACCORDANCE WITH PROPOSED RENOVATIONS.
2. CONTRACTOR IS TO PROVIDE TEMPORARY PROTECTION OF ALL EXISTING LANDSCAPE AND VEGETATION, INCLUDING BUT NOT LIMITED TO, GRASS, PLANTINGS, FLOWERS, TREES, AND TREE ROOTS. RESTORE AND RESEED ANY AREAS DAMAGED DURING CONSTRUCTION.
3. CONTRACTOR IS TO FIELD VERIFY ALL LAYOUTS AND DIMENSIONS PRIOR TO START OF WINDOW REMOVAL. ALL WINDOW STYLES AND PATTERNS ARE TO MATCH EXISTING. CONTRACTOR IS RESPONSIBLE FOR DOCUMENTING ALL EXISTING PATTERNS PRIOR TO DEMOLITION.
4. CONTRACTOR IS RESPONSIBLE FOR PROTECTION OF EXISTING SUBSTRATE MATERIAL AND ADJACENT FINISHES THAT ARE TO REMAIN. CONTRACTOR SHALL PROMPTLY PATCH AND REPAIR DAMAGE CAUSED TO ADJACENT CONSTRUCTION BY DEMOLITION WORK. RESTORE EXPOSED FINISHES IN A MANNER THAT ELIMINATES EVIDENCE OF PATCHING AND REFINISHING.
5. CONTRACTOR IS RESPONSIBLE TO REMOVE ALL DISPOSABLE MATERIAL EACH NIGHT DURING CONSTRUCTION.
6. UPON COMPLETION OF THE DEMOLITION WORK, ALL AREAS SHALL BE LEFT BROOM CLEAN TO THE SATISFACTION OF THE OWNER.
7. COORDINATE ALL DEMOLITION WORK ON THE EXISTING BUILDING WITH THE OWNER BEFORE PROCEEDING.
8. ONE MAIN EGRESS PATH MUST REMAIN OPEN FOR USE (EITHER STAIRS OR RAMP) INTO THE BUILDING DURING NORMAL HOURS OF OPERATION.
9. PROVIDE INTERIOR AND EXTERIOR SHORING, BRACING, OR OTHER SUPPORT TO PREVENT MOVEMENT, SETTLEMENT, OR COLLAPSE OF ELEMENTS TO BE DEMOLISHED AND ADJACENT ELEMENTS TO REMAIN.
10. SELECTIVE DEMOLITION WORK INCLUDES REMOVAL OF NON-STRUCT ITEMS INDICATED. REFER TO MECH, PLBG, ELEC, DEMOLITION DWGS FOR ADDITIONAL SCOPE. THIS DRAWING DOES NOT SHOW ELEC, WATER, HVAC, AND MOST OTHER SERVICES.
11. THE CONTRACTOR SHALL SAFELY SECURE ANY AND ALL PIPING, WIRING, CABLES, OR DEVICES THAT ARE NOT SCHEDULED FOR DEMOLITION, AND WERE SECURED BY ITEMS THAT HAVE BEEN OR ARE SCHEDULED FOR DEMOLITION.
12. IF HAZARDOUS MATERIALS ARE ENCOUNTERED DURING DEMOLITION OPERATIONS, NOTIFY OWNER IMMEDIATELY COMPLY W/ APPLICABLE REGULATIONS, LAWS, AND ORDINANCES CONCERNING REMOVAL, HANDLING, AND PROTECTION AGAINST EXPOSURE OR ENVIRONMENTAL POLLUTION. BURNING OF REMOVED MATERIALS IS NOT PERMITTED ON THE PROJECT SITE.

DEMOLITION ROOF PLAN LEGEND

- C-02 — KEY NOTE TAG. SEE KEY NOTE INSTRUCTIONS / NARRATIVE FOR MORE INFORMATION
- INDICATES EXISTING TO REMAIN
- EPV — INDICATES EXISTING PLUMBING VENT
- INDICATES EXISTING MECHANICAL EQUIPMENT TO REMAIN. COORDINATE WITH MECHANICAL DRAWINGS.
- ERD — INDICATES EXISTING ROOF DRAIN
- INDICATES EXISTING MECHANICAL EQUIPMENT TO BE DEMOLISHED. COORDINATE WITH MECHANICAL DEMOLITION DRAWINGS.
- INDICATES PORTION OF ROOF ASSEMBLY TO BE DEMOLISHED
- INDICATES EXISTING TO BE DEMOLISHED
- HI / LO — ROOF ELEVATION CHANGE
- SLOPE DN. — INDICATES ROOF SLOPE

DEMOLITION ROOF PLAN KEY NOTES

NOTE: NOT ALL NOTES APPLY TO THIS SPECIFIC SHEET.

- DR-01 REMOVE AND DISPOSE OF EXISTING ROOFING MEMBRANE IN ITS ENTIRETY INCLUDING ALL ASSOCIATED TERMINATION BARS, REGLETS, PERIMETER BLOCKING, ROOF EDGES, GRAVEL STOPS, FLASHING, SEALANTS, EXPANSION JOINTS, ETC. REMOVE ROOFING SYSTEM BACK TO THE EXISTING ROOF INSULATION TO REMAIN. REFER TO 2/AD-104 FOR TYPICAL EXISTING ROOF TYPE DEMOLITION DETAILS.
- DR-02 REMOVE AND DISPOSE OF EXISTING ROOF DRAIN COVER BASKET. EXISTING ROOF DRAIN ASSEMBLY TO REMAIN FOR NEW RETROFIT ROOF DRAIN. COORDINATE WITH PROPOSED NEW WORK.
- DR-03 REMOVE AND DISPOSE OF PORTION OF THE EXISTING ROOF ASSEMBLY IN ITS ENTIRETY INCLUDING ALL ASSOCIATED ROOF MEMBRANES, INSULATION, COVER BOARDS, ROOF DECK, ETC. TO ALLOW FOR NEW MECHANICAL EQUIPMENT. COORDINATE EXTENT OF ROOF DEMOLITION WITH MECHANICAL DRAWINGS AND NEW EQUIPMENT.
- DR-04 REMOVE AND DISPOSE OF EXISTING ROOF TOP MECHANICAL EQUIPMENT IN ITS ENTIRETY INCLUDING ALL ASSOCIATED CURBS, FLASHING, ETC. REFER TO MECHANICAL DEMOLITION DRAWINGS FOR ADDITIONAL INFORMATION.
- DR-05 REMOVE AND DISPOSE OF EXISTING THROUGH ROOF PLUMBING VENT IN ITS ENTIRETY. COORDINATE PLUMBING VENT DEMOLITION WITH PLUMBING DRAWINGS FOR ADDITIONAL INFORMATION.
- DR-06 REMOVE AND DISPOSE OF EXISTING ENTRANCE CANOPY FABRIC IN ITS ENTIRETY. EXISTING CANOPY FRAME AND POST SUPPORTS ARE TO REMAIN. REFER TO AD-102A FOR ADDITIONAL CANOPY POST INFORMATION.

STUDIOJAED
ARCHITECTS ◘ ENGINEERS ◘ FACILITIES SOLUTIONS
Website: www.StudioJAED.com
Email: info@StudioJAED.com

PROVIDENCE OFFICE
42 WEYBOSSET STREET, STE. 403
PROVIDENCE, RHODE ISLAND 02903
P: (401) 648-0884

MARYLAND OFFICE
213 FRONT STREET, P.O. BOX 754
CRUMPTON, MARYLAND 21628

DELAWARE OFFICE
2500 WRANGLE HILL ROAD, STE. 110
BEAR, DELAWARE 19701
P: (302) 832-1650

CONSULTANT

THIS DRAWING IS THE PROPERTY OF STUDIOJAED AND IS PREPARED FOR THE EXCLUSIVE USE OF ITS CLIENTS AT THE LOCATION INDICATED. NO OTHER USE IS AUTHORIZED OR INTENDED.

THE PROFESSIONAL SERVICES OF THE ARCHITECT ARE UNDERTAKEN FOR AND ARE PERFORMED IN THE INTEREST OF (NAME OF PERSON EMPLOYING ARCHITECT). NO CONTRACTUAL OBLIGATION IS ASSUMED BY THE ARCHITECT FOR THE BENEFIT OF ANY OTHER PERSON INVOLVED IN THE PROJECT.

SIGNATURE: _____
DATE OF SIGNATURE: _____
DATE OF REGISTRATION EXPIRATION: _____

ARCHITECT / ENGINEER SEAL

PROJECT

CITY OF PROVIDENCE
PROVIDENCE PUBLIC SCHOOLS
RENOVATIONS
AT
PLEASANT VIEW ELEMENTARY SCHOOL
50 OBADIAH BROWN RD
PROVIDENCE, RI 02909

REVISIONS

MARK	DESCRIPTION	DATE

SHEET TITLE

DEMOLITION ROOF PLAN

BID DOCUMENTS
SEPTEMBER 19, 2022

DRAWN	CHK'D	PROJECT NO.
BPF	RJC	20041

SHEET NO.

AD-104

THE RECEIVER OF THESE PLANS BY HARD COPY OR ELECTRONIC TRANSMISSION BY USE THEREOF UNDERSTANDS AND AGREES AS FOLLOWS: * THE ELECTRONIC DATA TRANSMITTED ("DATA") MAY BE ALTERED DURING TRANSIT AND TRANSLATION. * JAED CORPORATION DO NOT WARRANT OR MAKE ANY REPRESENTATIONS WITH RESPECT TO THE ACCURACY OF THE DATA. * THE RECEIVER WILL COMPARE THE DATA WITH AVAILABLE HARD COPIES. * JAED CORPORATION RETAINS ALL OWNERSHIP, COPYRIGHT, AND OTHER INTELLECTUAL PROPERTY INTERESTS IN THE DATA AND INFORMATION ON THE PLANS. * THE RECEIVER WARRANTS THAT IT WILL NOT REPRODUCE OR OTHERWISE MAKE USE OF THE DATA OR PLANS IN ANY ENDEAVOR NOT DIRECTLY RELATED TO THE PROJECT FOR WHICH IT WAS PRODUCED. * THE RECEIVER SHALL MAKE NO CLAIM NOR INITIATE ANY ACTION IN LAW OR EQUITY AGAINST JAED CORPORATION WITH RESPECT TO ANY DEFECT ERROR OR OMISSION IN THE DATA. * THE RECEIVER AGREES TO THE FULLEST EXTENT PERMITTED BY LAW TO DEFEND, INDEMNIFY AND HOLD HARMLESS JAED CORPORATION FROM AND AGAINST ALL CLAIMS, DAMAGES, LIABILITIES AND COSTS (INCLUDING REASONABLE ATTORNEY'S FEES AND COSTS OF DEFENSE) ARISING OUT OF OR RESULTING FROM THE USE OF ELECTRONIC DATA.

9/20/2022 3:13 PM

1 ARD-102

OVERALL DEMOLITION REFLECTED CEILING PLAN

SCALE: 1/16" = 1'-0"

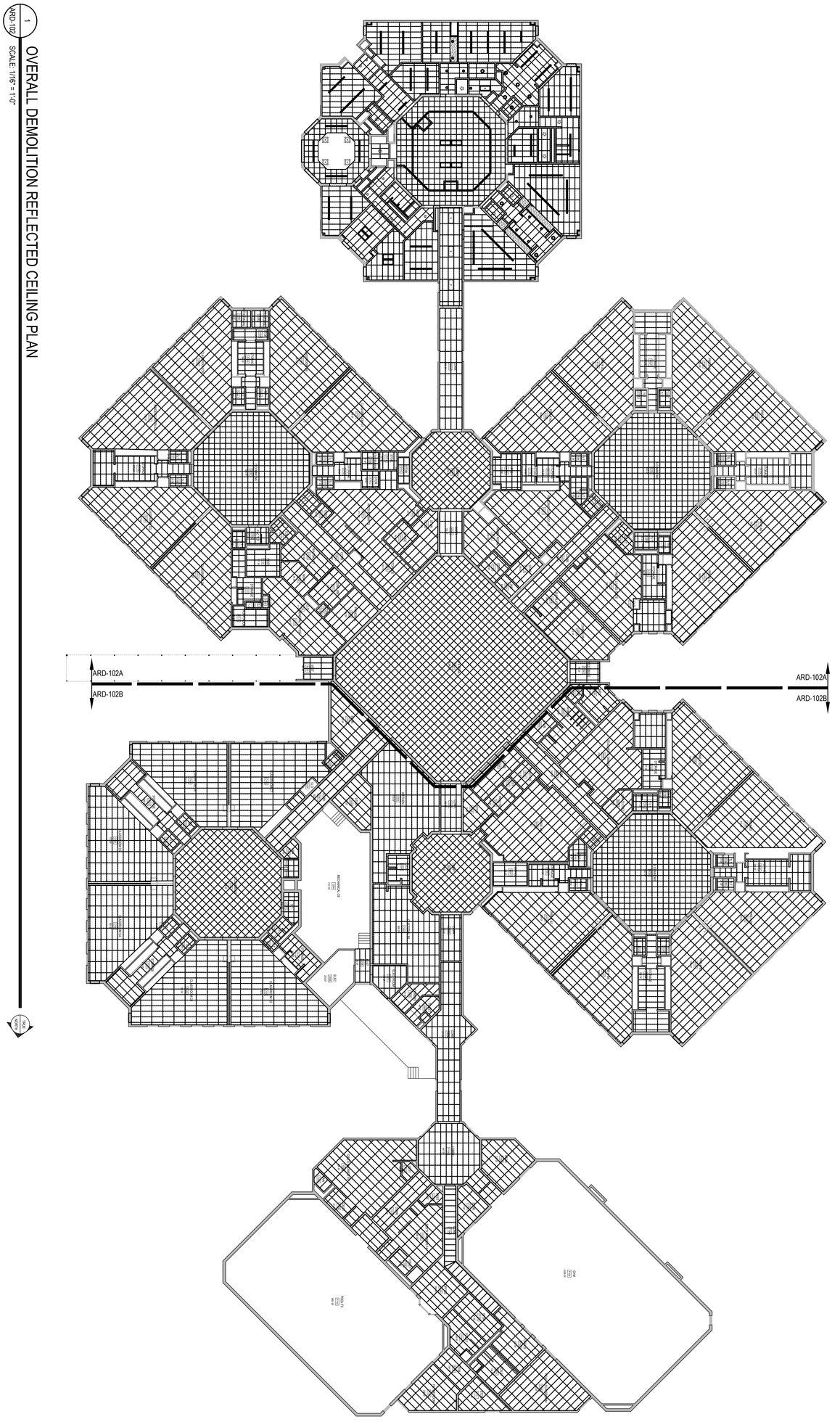

PROJECT

CITY OF PROVIDENCE
PROVIDENCE PUBLIC SCHOOLS
RENOVATIONS

AT

PLEASANT VIEW ELEMENTARY SCHOOL

50 OBADIAH BROWN RD
PROVIDENCE, RI 02909

THIS DRAWING IS THE PROPERTY OF STUDIOJAED AND IS PREPARED FOR THE EXCLUSIVE USE OF ITS CLIENT AS INDICATED. NO OTHER USE IS AUTHORIZED OR INTENDED.
THE PROFESSIONAL SERVICES OF THE ARCHITECT ARE UNDERTAKEN FOR AND ARE PERFORMED IN THE INTEREST OF [NAME OF PERSON EMPLOYING ARCHITECT]. NO DUTY OR RESPONSIBILITY IS ASSUMED BY THE ARCHITECT FOR THE BENEFIT OF ANY OTHER PERSON INVOLVED IN THE PROJECT.

SIGNATURE:
NAME OF SIGNATORY:
DATE OF REGISTRATION EXPIRATION:
ARCHITECT ENGINEER SEAL

CONSULTANT

STUDIO JAED
ARCHITECTS ◘ ENGINEERS ◘ FACILITIES SOLUTIONS
Website: www.StudioJAED.com
Email: info@StudioJAED.com

DELAWARE OFFICE
2600 WRANGLE HILL ROAD, STE. 110
BEAR, DELAWARE 19701
P: (302) 832-1652

PROVIDENCE OFFICE
42 WEYBOSSET STREET, STE. 403
PROVIDENCE, RHODE ISLAND 02903
P: (401) 648-0884

MARYLAND OFFICE
213 FRONT STREET, P.O. BOX 254
CRUMPTON, MARYLAND 216285

REVISIONS

MARK	DESCRIPTION	DATE

SHEET TITLE

OVERALL DEMOLITION REFLECTED CEILING PLAN

BID DOCUMENTS
SEPTEMBER 19, 2022

DRAWN: BPF | CHK'D: RJC | PROJECT NO.: 20041

SHEET NO.: ARD-102

THE RECEIVER OF THESE PLANS BY HARD COPY OR ELECTRONIC TRANSMISSION BY USE, THEREBY UNDERSTANDS AND AGREES AS FOLLOWS: - THE ELECTRONIC DATA TRANSMITTED (DATA) MAY BE ALTERED DURING TRANSIT AND TRANSLATION. - JAED CORPORATION DO NOT WARRANT OR MAKE ANY REPRESENTATIONS WITH RESPECT TO THE ACCURACY OF THE DATA. - THE RECEIVER WILL COMPARE THE DATA WITH AVAILABLE HARD COPIES. - JAED CORPORATION RETAINS ALL OWNERSHIP, COPYRIGHT, AND OTHER INTELLECTUAL PROPERTY INTERESTS IN THE DATA AND INFORMATION ON THE PLANS. - THE RECEIVER WARRANTS THAT IT WILL NOT REPRODUCE OR OTHERWISE MAKE USE OF THE DATA OR PLANS IN ANY ENDEAVOR NOT DIRECTLY RELATED TO THE PROJECT FOR WHICH IT ACCEPTS THE DATA. ACCEPTANCE OF THE DATA BY A RECEIVER CONSTITUTES ACCEPTANCE OF THESE CONDITIONS. IF THE RECEIVER DOES NOT ACCEPT THESE CONDITIONS, IT MUST RETURN THE DATA IMMEDIATELY. - THE ACCURACY AND/OR COMPLETENESS OF ANY DATA TRANSMITTED ELECTRONICALLY IS NOT GUARANTEED. ACCURACY AND COMPLETENESS OF DATA ARE DEPENDENT ON MANY FACTORS BEYOND THE CONTROL OF JAED CORPORATION, INCLUDING BUT NOT LIMITED TO, THE ACCURACY AND COMPLETENESS OF INFORMATION PROVIDED BY OTHERS, THE SCALE AT WHICH THE ORIGINAL DRAWINGS WERE PLOTTED, AND THE CONDITION OF THE ORIGINAL DRAWINGS. - JAED CORPORATION DISCLAIMS ALL EXPRESS AND IMPLIED WARRANTIES, INCLUDING BUT NOT LIMITED TO, IMPLIED WARRANTIES OF MERCHANTABILITY AND FITNESS FOR A PARTICULAR PURPOSE. - IN NO EVENT SHALL JAED CORPORATION BE LIABLE FOR ANY INCIDENTAL, INDIRECT, SPECIAL, OR CONSEQUENTIAL DAMAGES OR ANY DAMAGES WHATSOEVER, EVEN IF JAED CORPORATION HAS BEEN ADVISED OF THE POSSIBILITY OF SUCH DAMAGES, ARISING OUT OF OR IN CONNECTION WITH THE USE OF ELECTRONIC DATA.

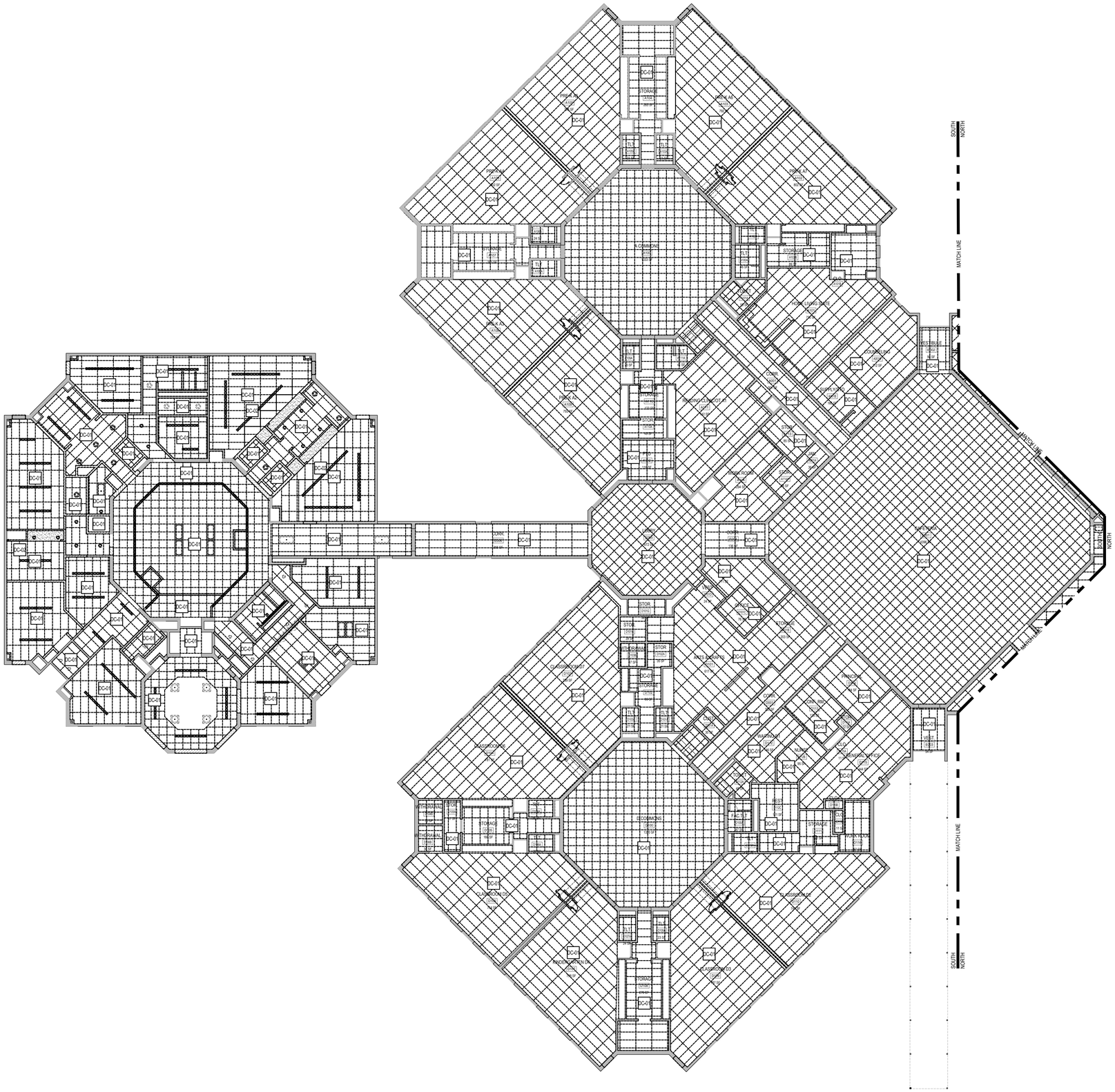

1 ARD-102A PARTIAL DEMOLITION REFLECTED CEILING PLAN - SOUTH

SCALE: 3/32" = 1'-0"

GENERAL DEMOLITION NOTES

1. ALL AREAS AND PARTITIONS NOT DASHED OR NOTED TO BE REMOVED SHALL REMAIN INTACT. PATCH AND REPAIR EXISTING ADJACENT PARTITIONS AND FINISHES AS REQUIRED AFTER DEMOLITION TO MATCH EXISTING OR IN ACCORDANCE WITH PROPOSED RENOVATIONS.
2. CONTRACTOR IS TO PROVIDE TEMPORARY PROTECTION OF ALL EXISTING LANDSCAPE AND VEGETATION, INCLUDING BUT NOT LIMITED TO, GRASS, PLANTINGS, FLOWERS, TREES, AND TREE ROOTS. RESTORE AND RESEED ANY AREAS DAMAGED DURING CONSTRUCTION.
3. CONTRACTOR IS TO FIELD VERIFY ALL LAYOUTS AND DIMENSIONS PRIOR TO START OF WINDOW REMOVAL. ALL WINDOW STYLES AND PATTERNS ARE TO MATCH EXISTING. CONTRACTOR IS RESPONSIBLE FOR DOCUMENTING ALL EXISTING PATTERNS PRIOR TO DEMOLITION.
4. CONTRACTOR IS RESPONSIBLE FOR PROTECTION OF EXISTING SUBSTRATE MATERIAL AND ADJACENT FINISHES THAT ARE TO REMAIN. CONTRACTOR SHALL PROMPTLY PATCH AND REPAIR DAMAGE CAUSED TO ADJACENT CONSTRUCTION BY DEMOLITION WORK. RESTORE EXPOSED FINISHES IN A MANNER THAT ELIMINATES EVIDENCE OF PATCHING AND REFINISHING.
5. CONTRACTOR IS RESPONSIBLE TO REMOVE ALL DISPOSABLE MATERIAL EACH NIGHT DURING CONSTRUCTION.
6. UPON COMPLETION OF THE DEMOLITION WORK, ALL AREAS SHALL BE LEFT BROOM CLEAN TO THE SATISFACTION OF THE OWNER.
7. COORDINATE ALL DEMOLITION WORK ON THE EXISTING BUILDING WITH THE OWNER BEFORE PROCEEDING.
8. ONE MAIN EGRESS PATH MUST REMAIN OPEN FOR USE (EITHER STAIRS OR RAMP) INTO THE BUILDING DURING NORMAL HOURS OF OPERATION.
9. PROVIDE INTERIOR AND EXTERIOR SHORING, BRACING, OR OTHER SUPPORT TO PREVENT MOVEMENT, SETTLEMENT, OR COLLAPSE OF ELEMENTS TO BE DEMOLISHED AND ADJACENT ELEMENTS TO REMAIN.
10. SELECTIVE DEMOLITION WORK INCLUDES REMOVAL OF NON-STRUCT ITEMS INDICATED. REFER TO MECH, PLBG, ELEC, DEMOLITION DWGS FOR ADDITIONAL SCOPE. THIS DRAWING DOES NOT SHOW ELEC, WATER, HVAC, AND MOST OTHER SERVICES.
11. THE CONTRACTOR SHALL SAFELY SECURE ANY AND ALL PIPING, WIRING, CABLES, OR DEVICES THAT ARE NOT SCHEDULED FOR DEMOLITION, AND WERE SECURED BY ITEMS THAT HAVE BE

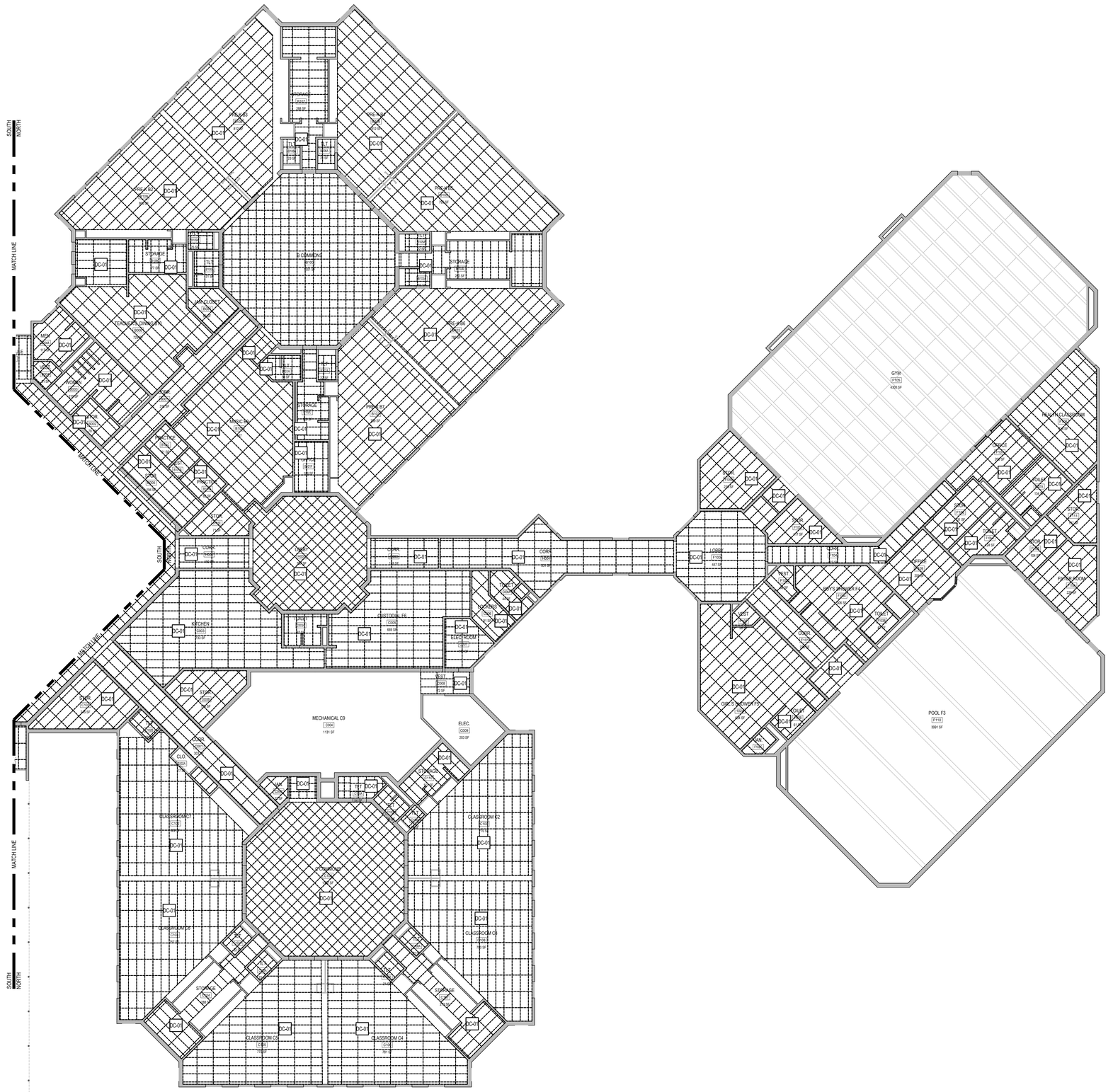

1 ARD-102B PARTIAL DEMOLITION REFLECTED CEILING PLAN - NORTH

SCALE: 3/32" = 1'-0"

GENERAL DEMOLITION NOTES

1. ALL AREAS AND PARTITIONS NOT DASHED OR NOTED TO BE REMOVED SHALL REMAIN INTACT. PATCH AND REPAIR EXISTING ADJACENT PARTITIONS AND FINISHES AS REQUIRED AFTER DEMOLITION TO MATCH EXISTING OR IN ACCORDANCE WITH PROPOSED RENOVATIONS.
2. CONTRACTOR IS TO PROVIDE TEMPORARY PROTECTION OF ALL EXISTING LANDSCAPE AND VEGETATION, INCLUDING BUT NOT LIMITED TO, GRASS, PLANTINGS, FLOWERS, TREES, AND TREE ROOTS. RESTORE AND RESEED ANY AREAS DAMAGED DURING CONSTRUCTION.
3. CONTRACTOR IS TO FIELD VERIFY ALL LAYOUTS AND DIMENSIONS PRIOR TO START OF WINDOW REMOVAL. ALL WINDOW STYLES AND PATTERNS ARE TO MATCH EXISTING. CONTRACTOR IS RESPONSIBLE FOR DOCUMENTING ALL EXISTING PATTERNS PRIOR TO DEMOLITION.
4. CONTRACTOR IS RESPONSIBLE FOR PROTECTION OF EXISTING SUBSTRATE MATERIAL AND ADJACENT FINISHES THAT ARE TO REMAIN. CONTRACTOR SHALL PROMPTLY PATCH AND REPAIR DAMAGE CAUSED TO ADJACENT CONSTRUCTION BY DEMOLITION WORK. RESTORE EXPOSED FINISHES IN A MANNER THAT ELIMINATES EVIDENCE OF PATCHING AND REFINISHING.
5. CONTRACTOR IS RESPONSIBLE TO REMOVE ALL DISPOSABLE MATERIAL EACH NIGHT DURING CONSTRUCTION.
6. UPON COMPLETION OF THE DEMOLITION WORK, ALL AREAS SHALL BE LEFT BROOM CLEAN TO THE SATISFACTION OF THE OWNER.
7. COORDINATE ALL DEMOLITION WORK ON THE EXISTING BUILDING WITH THE OWNER BEFORE PROCEEDING.
8. ONE MAIN EGRESS PATH MUST REMAIN OPEN FOR USE (EITHER STAIRS OR RAMP) INTO THE BUILDING DURING NORMAL HOURS OF OPERATION.
9. PROVIDE INTERIOR AND EXTERIOR SHORING, BRACING, OR OTHER SUPPORT TO PREVENT MOVEMENT, SETTLEMENT, OR COLLAPSE OF ELEMENTS TO BE DEMOLISHED AND ADJACENT ELEMENTS TO REMAIN.
10. SELECTIVE DEMOLITION WORK INCLUDES REMOVAL OF NON-STRUCT ITEMS INDICATED. REFER TO MECH, PLBG, ELEC, DEMOLITION DWGS FOR ADDITIONAL SCOPE. THIS DRAWING DOES NOT SHOW ELEC, WATER, HVAC, AND MOST OTHER SERVICES.
11. THE CONTRACTOR SHALL SAFELY SECURE ANY AND ALL PIPING, WIRING, CABLES, OR DEVICES THAT ARE NOT SCHEDULED FOR DEMOLITION, AND WERE SECURED BY ITEMS THAT HAVE BEEN OR ARE SCHEDULED FOR DEMOLITION.
12. IF HAZARDOUS MATERIALS ARE ENCOUNTERED DURING DEMOLITION OPERATIONS, NOTIFY OWNER IMMEDIATELY COMPLY W/ APPLICABLE REGULATIONS, LAWS, AND ORDINANCES CONCERNING REMOVAL, HANDLING, AND PROTECTION AGAINST EXPOSURE OR ENVIRONMENTAL POLLUTION. BURNING OF REMOVED MATERIALS IS NOT PERMITTED ON THE PROJECT SITE.

DEMOLITION REFLECTED CEILING PLAN LEGEND

- C-02 — KEY NOTE TAG. SEE KEY NOTE INSTRUCTIONS / NARRATIVE FOR MORE INFORMATION
- INDICATES EXISTING WALL TO REMAIN
- INDICATES EXISTING WALL TO BE DEMOLISHED
- INDICATES EXISTING ACT CEILING TO REMAIN
- INDICATES EXISTING ACT CEILING TO BE DEMOLISHED
- INDICATES EXISTING GYP. CEILING/SOFFIT TO BE DEMOLISHED

DEMOLITION REFLECTED CEILING PLAN KEY NOTES

NOTE: NOT ALL NOTES APPLY TO THIS SPECIFIC SHEET.

DC-01 REMOVE AND DISPOSE OF EXISTING SUSPENDED ACOUSTICAL CEILING IN ITS ENTIRETY INCLUDING ALL SUSPENSION GRIDS, ACOUSTICAL TILES, ASSOCIATED TRIM, ETC. REMOVE ALL CEILING MOUNTED ELECTRICAL, MECHANICAL, FIRE ALARM DEVICES AND FIXTURES. COORDINATE WITH ALL MEPFP DRAWINGS FOR ADDITIONAL INFORMATION.

DC-02 REMOVE AND DISPOSE OF EXISTING GYP. BOARD SOFFIT/CEILING IN ITS ENTIRETY INCLUDING ALL ASSOCIATED FRAMING, BLOCKING, FINISH, TRIM, ETC. REMOVE ALL CEILING MOUNTED ELECTRICAL, MECHANICAL, AND FIRE ALARM DEVICES AND FIXTURES. COORDINATE WITH ALL MEPFP DRAWINGS FOR ADDITIONAL INFORMATION.

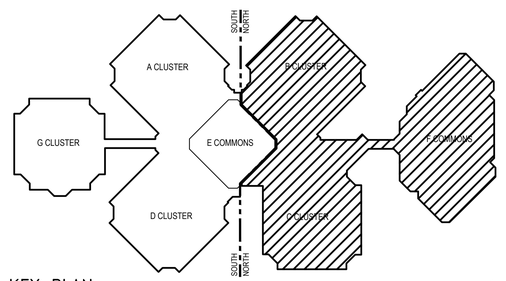

KEY PLAN

SCALE: NTS

STUDIOJAED
ARCHITECTS ◘ ENGINEERS ◘ FACILITIES SOLUTIONS
Website: www.StudioJAED.com Email: info@StudioJAED.com

MAIN AND OFFICE
213 FRONT STREET, P.O. BOX 754
BRUNSWICK, MAINE 04011
P: (207) 725-1555

PROVIDENCE OFFICE
42 WEYBOSSET STREET, SITE 403
PROVIDENCE, RHODE ISLAND 02903
P: (401) 648-0884

DELAWARE OFFICE
2500 WRANGLE HILL ROAD, STE. 110
BEAR, DELAWARE 19701
P: (302) 832-1505

CONSULTANT

THIS DRAWING IS THE PROPERTY OF STUDIOJAED AND IS PREPARED FOR THE EXCLUSIVE USE OF ITS CLIENTS AT THE LOCATION INDICATED. NO OTHER USE IS AUTHORIZED OR INTENDED.

THE PROFESSIONAL SERVICES OF THE ARCHITECT ARE UNDERTAKEN FOR AND ARE PERFORMED IN THE INTEREST OF (NAME OF PERSON EMPLOYING ARCHITECT). NO CONTRACTUAL OBLIGATION IS ASSUMED BY THE ARCHITECT FOR THE BENEFIT OF ANY OTHER PERSON INVOLVED IN THE PROJECT.

SIGNATURE: _____
DATE OF SIGNATURE: _____
DATE OF REGISTRATION EXPIRATION: _____
ARCHITECT / ENGINEER SEAL

PROJECT

CITY OF PROVIDENCE
RENOVATIONS
AT
PLEASANT VIEW ELEMENTARY SCHOOL
50 OBADIAH BROWN RD
PROVIDENCE, RI 02909

REVISIONS

MARK	DESCRIPTION	DATE
-	-	-

SHEET TITLE

PARTIAL DEMOLITION REFLECTED CEILING PLAN - NORTH

BID DOCUMENTS
SEPTEMBER 19, 2022

DRAWN	CHK'D	PROJECT NO.
ABD	PRC	20041

SHEET NO.

ARD-102B

THE RECEIPT OF THESE PLANS BY HARD COPY OR ELECTRONIC TRANSMISSION BY USER, THEREOF, UNDERSTANDS AND AGREES AS FOLLOWS: - THIS ELECTRONIC DATA TRANSMITTED CONTAIN MAY BE ALTERED DURING TRANSMITTAL AND TRANSLATION. - JAED CORPORATION DO NOT WARRANT OR MAKE ANY REPRESENTATIONS WITH RESPECT TO THE ACCURACY OF THE DATA. - THE RECEIVER WARRANTS THAT IT WILL NOT REPRODUCE OR OTHERWISE MAKE USE OF THE DATA OR PLANS IN ANY ENDEAVOR NOT DIRECTLY RELATED TO THE PROJECT FOR WHICH IT HAS BEEN PROVIDED. - THE RECEIVER WARRANTS THAT IT WILL, NOT REPRODUCE OR OTHERWISE MAKE USE OF THE DATA OR PLANS IN ANY ENDEAVOR NOT DIRECTLY RELATED TO THE PROJECT FOR WHICH IT HAS BEEN PROVIDED. - INTELLECTUAL PROPERTY INTERESTS IN THE DATA AND INFORMATION ON THE PLANS. - THE RECEIVER WARRANTS THAT IT WILL, NOT REPRODUCE OR OTHERWISE MAKE USE OF THE DATA OR PLANS IN ANY ENDEAVOR NOT DIRECTLY RELATED TO THE PROJECT FOR WHICH IT HAS BEEN PROVIDED. - JAED CORPORATION DO NOT WARRANT OR MAKE ANY REPRESENTATIONS WITH RESPECT TO THE ACCURACY OF THE DATA

THE RECEIVER OF THESE PLANS BY HARD COPY OR ELECTRONIC TRANSMISSION BY USE THEREOF UNDERSTANDS AND AGREES AS FOLLOWS: * THE ELECTRONIC DATA TRANSMITTED ("DATA") MAY BE ALTERED DURING TRANSIT AND TRANSLATION. * JAED CORPORATION DO NOT WARRANT OR MAKE ANY REPRESENTATIONS WITH RESPECT TO THE ACCURACY OF THE DATA. * THE RECEIVER WILL COMPARE THE DATA WITH AVAILABLE HARD COPIES. * JAED CORPORATION RETAINS ALL OWNERSHIP, COPYRIGHT, AND OTHER INTELLECTUAL PROPERTY INTERESTS IN THE DATA AND INFORMATION ON THE PLANS. * THE RECEIVER WARRANTS THAT IT WILL NOT REPRODUCE OR OTHERWISE MAKE USE OF THE DATA OR PLANS IN ANY ENDEAVOR NOT DIRECTLY RELATED TO THE PROJECT FOR WHICH IT WAS PRODUCED. * THE RECEIVER SHALL MAKE NO CLAIM NOR INITIATE ANY ACTION IN LAW OR EQUITY AGAINST JAED CORPORATION WITH RESPECT TO ANY DEFECT ERROR OR OMISSION IN THE DATA. * THE RECEIVER AGREES TO THE FULLEST EXTENT PERMITTED BY LAW TO DEFEND, INDEMNIFY AND HOLD HARMLESS JAED CORPORATION FROM AND AGAINST ALL CLAIMS, DAMAGES, LIABILITIES AND COSTS (INCLUDING REASONABLE ATTORNEYS' FEES AND COSTS OF DEFENSE) ARISING OUT OF OR RESULTING FROM THE USE OF ELECTRONIC DATA.

9/20/2022 3:14 PM

1 / A-102

OVERALL PROPOSED PLAN

SCALE: 1/16" = 1'-0"

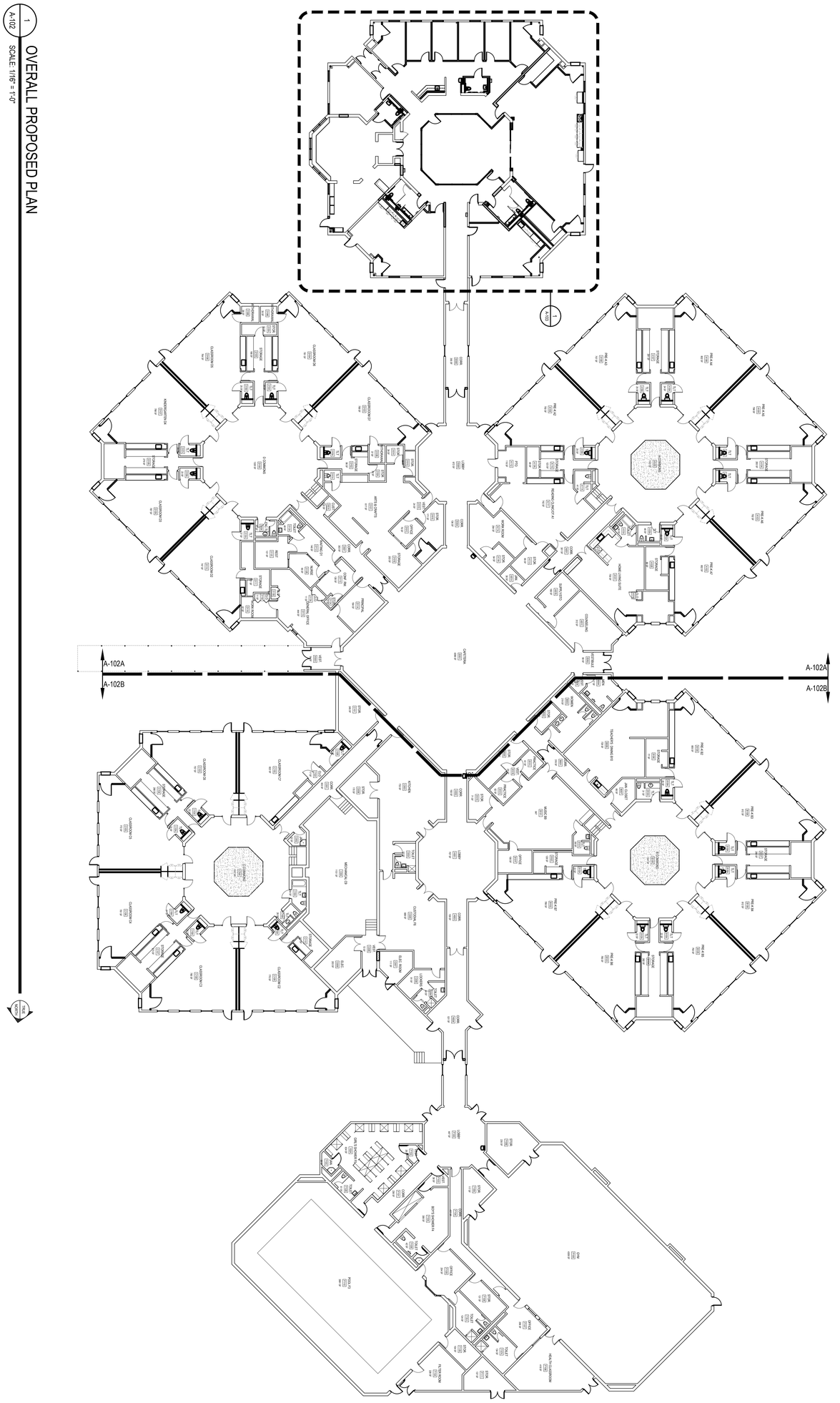

PROJECT

CITY OF PROVIDENCE
PROVIDENCE PUBLIC SCHOOLS
RENOVATIONS

AT

PLEASANT VIEW ELEMENTARY SCHOOL

50 OBADIAH BROWN RD
PROVIDENCE, RI 02909

THIS DRAWING IS THE PROPERTY OF STUDIOJAED AND IS PREPARED FOR THE EXCLUSIVE USE OF ITS CLIENT. ANY REUSE NOT AUTHORIZED, NO OTHER USE IS AUTHORIZED OR INTENDED.
THE PROFESSIONAL SERVICES OF THE ARCHITECT ARE UNDERTAKEN FOR AND ARE PERFORMED IN THE INTEREST OF [NAME OF PERSON EMPLOYING ARCHITECT]. NO DUTY OR RESPONSIBILITY IS ASSUMED BY THE ARCHITECT FOR THE BENEFIT OF ANY OTHER PERSON INVOLVED IN THE PROJECT.

SIGNATURE:
DATE OF SIGNATURE:
DATE OF REGISTRATION EXPIRATION:
ARCHITECT/ ENGINEER SEAL

CONSULTANT

STUDIO JAED
ARCHITECTS ◘ ENGINEERS ◘ FACILITIES SOLUTIONS
Website: www.StudioJAED.com
Email: info@StudioJAED.com

DELAWARE OFFICE
2500 WRANGLE HILL ROAD, STE. 110
BEAR, DELAWARE 19701
P: (302) 832-1652

PROVIDENCE OFFICE
42 WEYBOSSET STREET, STE. 403
PROVIDENCE, RHODE ISLAND 02903
P: (401) 648-0884

MARYLAND OFFICE
213 FRONT STREET, P.O. BOX 254
CRUMPTON, MARYLAND 216285

REVISIONS

MARK	DESCRIPTION	DATE
-	-	-
-	-	-
-	-	-
-	-	-
-	-	-
-	-	-
-	-	-
-	-	-

SHEET TITLE

OVERALL PROPOSED PLAN

BID DOCUMENTS
SEPTEMBER 19, 2022

DRAWN	CHK'D	PROJECT NO.
BPF	RJC	20041

SHEET NO.

A-102

THE RECEIVER OF THESE PLANS BY HARD COPY OR ELECTRONIC TRANSMISSION BY USE THEREOF, UNDERSTANDS AND AGREES AS FOLLOWS: - THE ELECTRONIC DATA TRANSMITTED (DATA") MAY BE A TIMED DURING TRANSIT AND TRANSLATION. - JAED CORPORATION DO NOT WARRANT OR MAKE ANY REPRESENTATIONS WITH RESPECT TO THE ACCURACY OF THE DATA. - THE RECEIVER WILL COMPARE THE DATA WITH AVAILABLE HARD COPIES. - JAED CORPORATION RETAINS ALL OWNERSHIP, COPYRIGHT, AND OTHER INTELLECTUAL PROPERTY INTERESTS IN THE DATA AND INFORMATION ON THE PLANS. - THE RECEIVER WARRANTS THAT IT WILL NOT REPRODUCE OR OTHERWISE MAKE USE OF THE DATA OR ISSUING IN ANY ENDEAVOR NOT DIRECTLY RELATED TO THE PROJECT FOR WHICH IT RECEIVED THE DATA. - THE RECEIVER WILL INDEMNIFY AND HOLD JAED CORPORATION HARMLESS FROM ANY AND ALL CLAIMS, LOSSES, AND COSTS TO PERSONS OR PROPERTY ARISING OUT OF OR RESULTING FROM THE USE OF ELECTRONIC DATA.

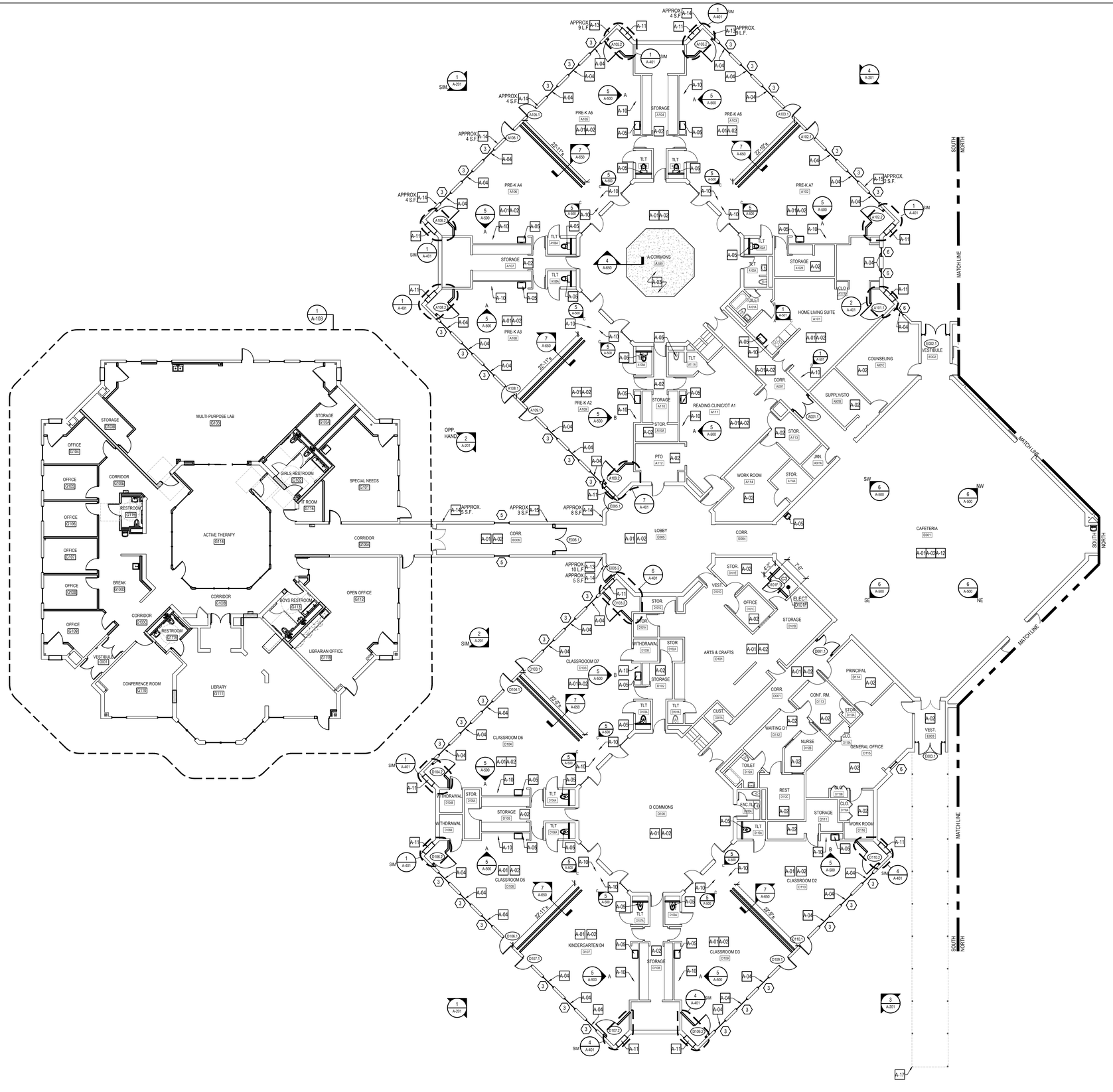

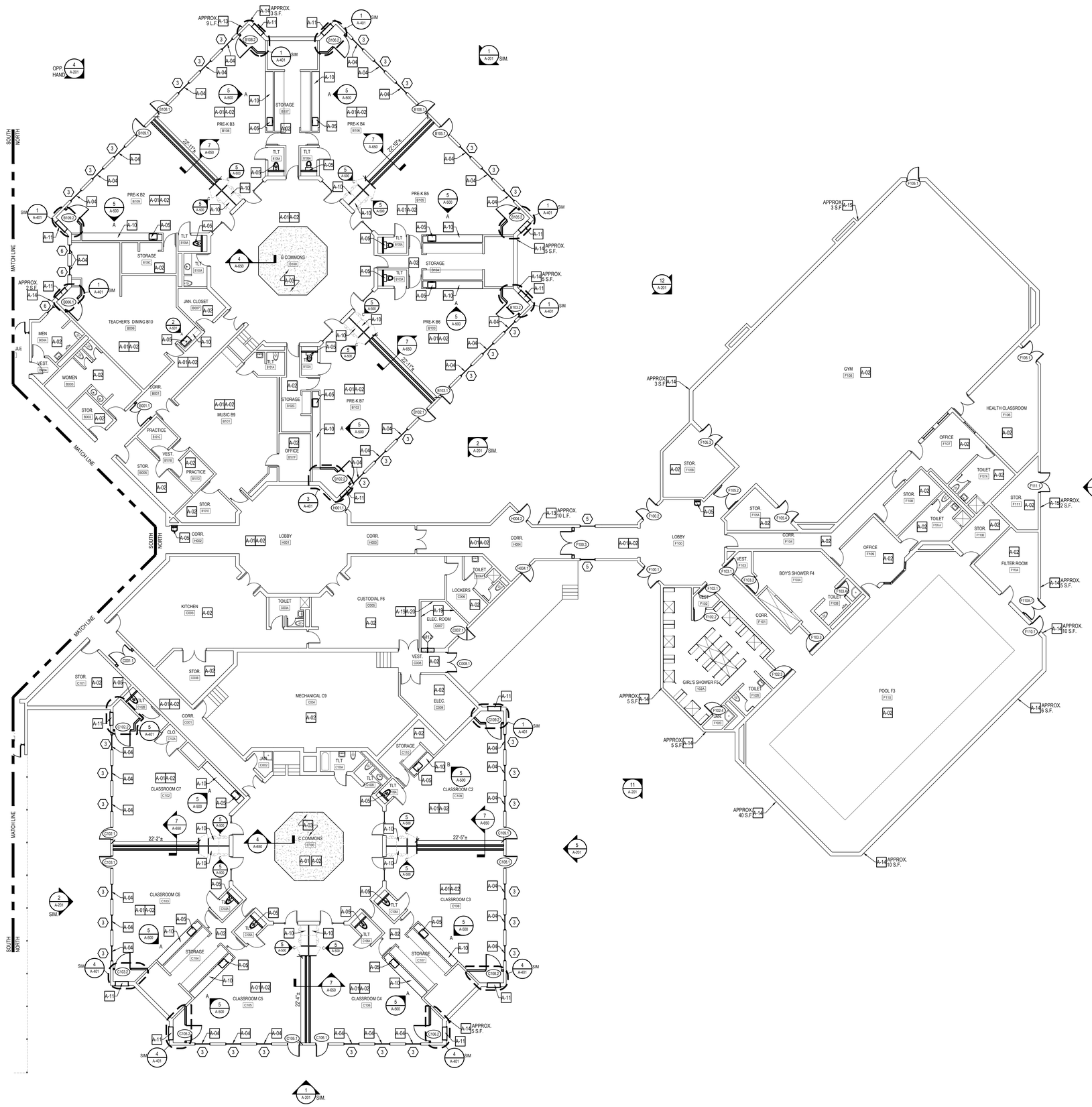
MATCH LINE
SOUTH
NORTH
APPROX. 3 S.F.
APPROX. 9 L.F.
APPROX. 2 S.F.
APPROX. 5 S.F.
APPROX. 10 L.F.
APPROX. 40 S.F.
OPP. HAND
SIM.
22'-11"±
22'-10"±
22'-2"±
22'-5"±
22'-4"±
STORAGE B107
PRE-K B3 B108
PRE-K B4 B106
PRE-K B2 B109
PRE-K B5 B105
PRE-K B6 B103
PRE-K B7 B102
TEACHERS' DINING B10 B006
JAN. CLOSET B007
MEN B004
WOMEN B003
VEST. B004
CORR. B001
STOR. B002
MUSIC B9 B101
PRACTICE B101C
VEST. B101B
PRACTICE B101D
STOR. B101E
OFFICE B107
STORAGE B105
STORAGE B104
B COMMONS B100
TLT B106A
TLT B106B
TLT B105A
TLT B105B
TLT B104A
TLT B104B
TLT B103A
TLT B103B
TLT B102A
TLT B102B
TLT B101A
TLT B101B
LOBBY H001
CORR. H002
CORR. H003
CORR. H004
KITCHEN C003
TOILET C004
CUSTODIAL F6 C005
TOILET C006A
LOCKERS C006
ELEC. ROOM C007
VEST. C008
ELEC. C009
STOR. C010
STOR. C011
MECHANICAL C9 C054
CLASSROOM C7 C152
CLO. C151A
JAN. C152
STORAGE C153
TLT C108A
TLT C108B
TLT C107A
TLT C107B
TLT C106A
TLT C106B
TLT C105A
TLT C105B
TLT C104A
TLT C104B
CLASSROOM C2 C159
C COMMONS C150
CLASSROOM C6 C103
CLASSROOM C3 C158
STORAGE C104
STORAGE C107
CLASSROOM C5 C105
CLASSROOM C4 C106
LOBBY F100
CORR. F104
VEST. F103
TOILET F105A
TOILET F105B
BOY'S SHOWER F4 F104
OFFICE F109
GIRL'S SHOWER F5 102A
JAN. F102A
TOILET F105
POOL F3 F110
GYM F106
HEALTH CLASSROOM F106
OFFICE F107
STOR. F108
TOILET F108A
TOILET F108B
STOR. F111
STOR. F111A
FILTER ROOM F104
CORR. F101
TOILET F102
TOILET F103A
TOILET F103B
F105.1
F106.1
F106.2
F106.3
F106.4
F100.1
F100.2
F100.3
F100.4
F100.5
F100.6
F100.7
F103.1
F103.2
F103.3
F102.1
F102.2
F102.3
F111.1
F111A.1
F111B.1
F110.1
F110.2
F110.3
F110.4
F110.5
F110.6
F110.7
F110.8
F110.9
F110.10
F110.11
F110.12
F110.13
F110.14
F110.15
F110.16
F110.17
F110.18
F110.19
F110.20
F110.21
F110.22
F110.23
F110.24
F110.25
F110.26
F110.27
F110.28
F110.29
F110.30
F110.31
F110.32
F110.33
F110.34
F110.35
F110.36
F110.37
F110.38
F110.39
F110.40
F110.41
F110.42
F110.43
F110.44
F110.45
F110.46
F110.47
F110.48
F110.49

THE RECEIVER OF THESE PLANS IN HARD COPY OR ELECTRONIC TRANSMISSION BY USE, THEREOF, UNDERSTANDS AND AGREES AS FOLLOWS: - THIS ELECTRONIC DATA TRANSMITTED OR DATA MAY BE ALTERED DURING TRANSIT AND TRANSLATION. - JAED CORPORATION RETAINS ALL OWNERSHIP, COPYRIGHT, AND OTHER INTELLECTUAL PROPERTY INTERESTS IN THE DATA AND INFORMATION ON THE PLANS. - THE RECEIVER WARRANTS THAT IT WILL NOT REPRODUCE OR OTHERWISE MAKE USE OF THE DATA OR PLANS IN ANY ENDEAVOR NOT DIRECTLY RELATED TO THE PROJECT FOR WHICH IT RECEIVED THE DATA. - THE RECEIVER WARRANTS THAT IT WILL NOT TRANSFER THE DATA TO ANY OTHER PARTY WITHOUT THE EXPRESS WRITTEN CONSENT OF JAED CORPORATION. - THE RECEIVER AGREES THAT ANY UNAUTHORIZED USE OF THE DATA SHALL BE AT THE RECEIVER'S SOLE RISK AND WITHOUT LIABILITY TO JAED CORPORATION. - THE RECEIVER AGREES THAT IN ACCEPTING THE DATA IT SHALL EXPRESSLY ASSUME ALL RESPONSIBILITY FOR ANY DEPENDENCE OR RELIANCE BY ANY PERSON OR ENTITY ON THE DATA. - THE RECEIVER AGREES THAT IN THE EVENT THAT ANY PORTION OF THIS AGREEMENT IS HELD TO BE VOID, INVALID, OR UNENFORCEABLE, THE BALANCE OF THIS AGREEMENT SHALL REMAIN IN FULL FORCE AND EFFECT. - THE RECEIVER AGREES THAT ALL DISPUTES BETWEEN THE PARTIES SHALL BE GOVERNED BY THE LAWS OF THE STATE OF RHODE ISLAND. - THE RECEIVER AGREES THAT IN THE EVENT OF A DISPUTE BETWEEN THE PARTIES, THE PREVAILING PARTY SHALL BE ENTITLED TO RECOVER ITS REASONABLE ATTORNEY'S FEES AND COSTS. - IF RECEIVER FAILS TO RETURN THE DATA WITHIN AVAILABLE HARD COPIES. - JAED CORPORATION RETAINS ALL OWNERSHIP, COPYRIGHT, AND OTHER INTELLECTUAL PROPERTY INTERESTS IN THE DATA AND INFORMATION ON THE PLANS. - THE RECEIVER WARRANTS THAT IT WILL NOT REPRODUCE OR OTHERWISE MAKE USE OF THE DATA OR PLANS IN ANY ENDEAVOR NOT DIRECTLY RELATED TO THE PROJECT FOR WHICH IT RECEIVED THE DATA. - THE RECEIVER WARRANTS THAT IT WILL NOT TRANSFER THE DATA TO ANY OTHER PARTY WITHOUT THE EXPRESS WRITTEN CONSENT OF JAED CORPORATION. - THE RECEIVER AGREES THAT ANY UNAUTHORIZED USE OF THE DATA SHALL BE AT THE RECEIVER'S SOLE RISK AND WITHOUT LIABILITY TO JAED CORPORATION. - THE RECEIVER AGREES THAT IN ACCEPTING THE DATA IT SHALL EXPRESSLY ASSUME ALL RESPONSIBILITY FOR ANY DEPENDENCE OR RELIANCE BY ANY PERSON OR ENTITY ON THE DATA. - THE RECEIVER AGREES THAT IN THE EVENT THAT ANY PORTION OF THIS AGREEMENT IS HELD TO BE VOID, INVALID, OR UNENFORCEABLE, THE BALANCE OF THIS AGREEMENT SHALL REMAIN IN FULL FORCE AND EFFECT. - THE RECEIVER AGREES THAT ALL DISPUTES BETWEEN THE PARTIES SHALL BE GOVERNED BY THE LAWS OF THE STATE OF RHODE ISLAND. - THE RECEIVER AGREES THAT IN THE EVENT OF A DISPUTE BETWEEN THE PARTIES, THE PREVAILING PARTY SHALL BE ENTITLED TO RECOVER ITS REASONABLE ATTORNEY'S FEES AND COSTS. 9/20/2022, 3:15 PM

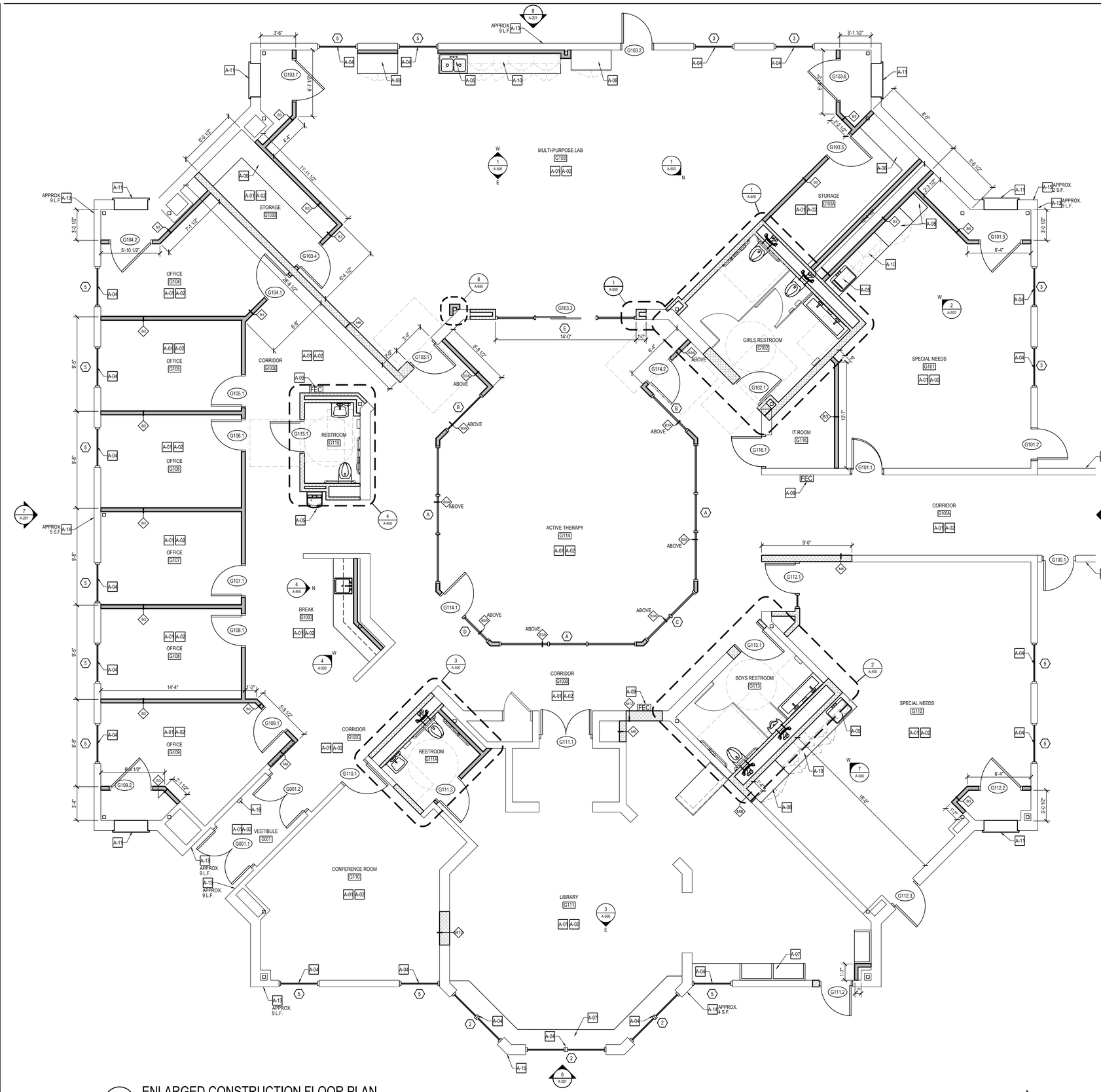

1 A-103 ENLARGED CONSTRUCTION FLOOR PLAN

SCALE: 1/4" = 1'-0"

GENERAL FLOOR PLAN NOTES

1. COORDINATE ALL NEW WORK WITH PLUMBING, MECHANICAL, ELECTRICAL, &/or OTHER DRAWINGS. CONTRACTOR TO NOTIFY ARCHITECT OF ANY DISCREPANCIES BEFORE PROCEEDING WITH WORK.
2. ALL DIMENSIONS TO NEW CONSTRUCTION ARE TO THE FACE OF STUD OR FACE OF MASONRY U.N.O.
3. ALL DIMENSIONS TO EXISTING CONSTRUCTION ARE TO THE FACE OF FINISH U.N.O.
4. ALL NEW WALLS ARE TO EXTEND TO THE UNDERSIDE OF ROOF ABOVE.
5. ALL NEW DOOR FRAMES SHALL BE LOCATED 4" CLEAR FROM THE FACE OF ADJACENT WALL TO THE DOOR JAMB, U.N.O.
6. ALL EXISTING CORRIDOR WALL MURALS ARE TO REMAIN. DO NOT PAINT CORRIDOR WALL MURALS. CONTRACTOR TO COORDINATE WITH OWNER FOR WALL MURALS TO REMAIN.
7. AT ALL OUTSIDE OF CORNERS OF GYPSUM BOARD WALLS, PROVIDE HIGH IMPACT PLASTIC CORNER GUARDS WITH BULL NOSE, FULL WALL HEIGHT. BASIS OF DESIGN FOR 90 DEGREE CORNERS: IPC 150BN CG. BASIS OF DESIGN FOR 135 DEGREE CORNERS: IPC 130BN CG.

FLOOR PLAN LEGEND

- C-02 — KEY NOTE TAG. SEE KEY NOTE INSTRUCTIONS / NARRATIVE FOR MORE INFORMATION
- INDICATES EXISTING TO REMAIN
- INDICATES NEW METAL STUD WALL
- INDICATES NEW MASONRY WALL
- HATCH INDICATES NEW CONCRETE SLAB INFILL

FLOOR PLAN KEY NOTES

NOTE: NOT ALL NOTES APPLY TO THIS SPECIFIC SHEET.

- A-01 FURNISH AND INSTALL NEW FINISH FLOORING FOR ENTIRE ROOM. PATCH, REPAIR, AND CLEAN EXISTING CONCRETE SLAB AS REQUIRED FOR MANUFACTURER'S INSTALLATION REQUIREMENTS. REFER TO A-700 ROOM FINISH SCHEDULE AND SPECIFICATION FOR ADDITIONAL INFORMATION.
- A-02 FURNISH AND INSTALL NEW WALL PAINT FOR ENTIRE ROOM. PATCH, REPAIR, AND CLEAN EXISTING WALLS AS REQUIRED FOR MANUFACTURER'S INSTALLATION REQUIREMENTS. REFER TO A-700 ROOM FINISH SCHEDULE AND SPECIFICATIONS FOR ADDITIONAL INFORMATION.
- A-03 AT COMMON AREA RECESSED FLOOR SLAB, FURNISH AND INSTALL NEW SLAB INFILL. REFER TO A-650 FOR TYPICAL INFILL DETAIL FOR ADDITIONAL INFORMATION. PAINT EXISTING GUARDRAIL SURROUND AND GATE.
- A-04 FURNISH AND INSTALL NEW MANUAL ROLLER SHADE AT NEW WINDOW UNIT. COORDINATE SHADE SIZE WITH OPENING SIZE. REFER TO SPECIFICATIONS FOR ADDITIONAL INFORMATION.
- A-05 FURNISH AND INSTALL NEW PLUMBING FIXTURE. COORDINATE WITH PLUMBING DRAWINGS FOR ADDITIONAL INFORMATION.
- A-06 FURNISH AND INSTALL NEW CLOSET STORAGE SHELVING. REFER TO A-651 FOR TYPICAL STORAGE SHELVING DETAIL.
- A-07 FURNISH AND INSTALL NEW BUILT-IN WOOD-BENCH WITH SHELVING BELOW. PROVIDE 3" FABRIC WRAPPED CUSHIONS. REFER TO A-651 BENCH DETAIL FOR ADDITIONAL INFORMATION.
- A-08 FURNISH AND INSTALL NEW BUILT-IN HARDWOOD WALL LOCKERS. REFER TO A-652 FOR ADDITIONAL INFORMATION.
- A-09 FURNISH AND INSTALL NEW LOCKABLE, SURFACE MOUNTED FIRE EXTINGUISHER CABINET AND FIRE EXTINGUISHER. REFER TO SPECIFICATIONS FOR ADDITIONAL INFORMATION.
- A-10 FURNISH AND INSTALL NEW CASEWORK INCLUDING ALL BASE CABINETS, COUNTERTOPS, BACK AND SIDE SPLASHES, WALL CABINETS, WALL LOCKERS, BUILT-IN SHELVING, ETC. REFER TO A-500 FOR INTERIOR ELEVATIONS AND A-651 FOR TYPICAL CASEWORK DETAILS.
- A-11 NEW UNIT VENTILATOR THRU-WALL LOUVER, REFER TO MECHANICAL DRAWINGS FOR ADDITIONAL INFORMATION. REFER TO A-602 FOR TYPICAL PENETRATION DETAIL.
- A-12 AT ENTIRE CAFETERIA, FURNISH AND INSTALL NEW WALL MOUNTED ACOUSTICAL TREATMENT PANELS. REFER TO A-500 INTERIOR ELEVATIONS AND ROOM FINISH SCHEDULE FOR MOUNTING HEIGHTS, SIZES, AND ANY ADDITIONAL INFORMATION.
- A-13 MASONRY EXPANSION/CONTROL JOINT REPAIR - ROUTE OUT EXISTING SEALANT AND BACKER ROD. PREP AND CLEAN ALL JOINT SURFACES PER MANUFACTURER'S RECOMMENDATIONS AND PROVIDE NEW SEALANT AND BACKER ROD. SEALANT COLOR TO MATCH EXISTING ADJACENT FINISH. REFER TO A-602 FOR TYPICAL REPAIR DETAIL.
- A-14 FACADE FINISH REPAIR - CLEAN AND PREP AREA OF DAMAGED FACADE FINISH COAT PER MANUFACTURER'S RECOMMENDATION. REMOVE ANY EXISTING LOOSE OR BROKEN FACADE FINISH BACK TO SOUND MATERIAL. PROVIDE NEW FACADE FINISH COAT REPAIR, FINISH COLOR TO MATCH THE EXISTING ADJACENT FINISH. REFER TO A-602 FOR TYPICAL REPAIR DETAIL.
- A-15 FACADE CMU REPAIR - CLEAN AND PREP DAMAGED AREA PER MANUFACTURER'S RECOMMENDATION. REMOVE ANY EXISTING LOOSE OR BROKEN MATERIAL BACK TO SOUND MATERIAL. PATCH AND REPAIR EXISTING CMU BLOCK WALL, REFER TO A-602 FOR TYPICAL DETAIL. PATCH AND REPAIR FACADE FINISH MATERIAL PER WORK NOTE "A-13".
- A-16 FURNISH AND INSTALL NEW WALL MOUNTED AUDIO/VISUAL INTERCOM DEVICE. MOUNT DEVICE 42" ABOVE FINISH FLOOR. TIE-IN NEW DEVICE TO THE EXISTING BUILDING SECURITY SYSTEM FOR ACCESS CONTROL.
- A-17 FURNISH AND INSTALL NEW GALVANIZED STEEL CANOPY POST, PROFILE AND THICKNESS TO MATCH EXISTING POSTS. FIELD VERIFY AND MATCH EXISTING POST HEIGHT AND TOP ATTACHMENT. FURNISH AND INSTALL NEW CONCRETE FOOTING, REFER TO A-603 FOR FOOTING DETAIL. PATCH AND INFILL SURROUNDING CONCRETE SIDEWALK AND/OR ASPHALT TO MATCH EXITING SURROUNDING MATERIAL.
- A-18 INFILL OPENINGS TO MATCH ADJACENT EXISTING CONSTRUCTION.
- A-19 AT TOP OF EXISTING WALL, FURNISH AND INSTALL NEW FIRE STOP JOINT ASSEMBLY IN ACCORDANCE WITH HILTI FIRE STOP SYSTEM No. HW-D-0286. PROVIDE CONTINUOUS FIRE STOP SEALANT AT TOP OF WALL, BOTH SIDES. AT WALL PENETRATIONS, PROVIDE CONTINUOUS FIRE STOP FOAM AND FIRE STOP SEALANT, BOTH SIDES OF WALL.
- A-20 AT ROOF STRUCTURE PENETRATION THROUGH THE EXISTING CMU WALL, GROUT FILL VOID SOLID, TO ALIGN WITH TOP OF EXISTING CMU BLOCK. PROVIDE CONTINUOUS HILTI FIRE STOP SYSTEM No. HW-D-0286 AT TOP OF WALL.

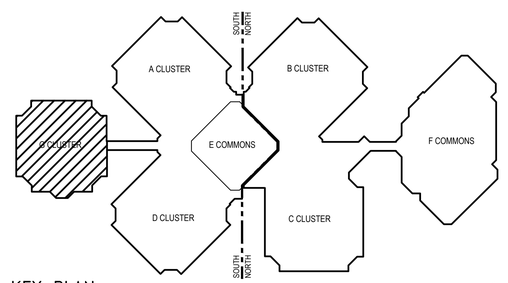

KEY PLAN

SCALE: NTS

STUDIOJAED
ARCHITECTS ◘ ENGINEERS ◘ FACILITIES SOLUTIONS
Website: www.StudioJAED.com
Email: info@StudioJAED.com

PROVIDENCE OFFICE
42 WEYBOSSET STREET, STE. 403
PROVIDENCE, RHODE ISLAND 02903
P: (401) 648-0884

MARYLAND OFFICE
213 FRONT STREET, P.O. BOX 754
CRUMPTON, MARYLAND 21625

DELAWARE OFFICE
2500 WRANGLE HILL ROAD, STE. 110
BEAR, DELAWARE 19701
P: (302) 832-1650

CONSULTANT

THIS DRAWING IS THE PROPERTY OF STUDIOJAED AND IS PREPARED FOR THE EXCLUSIVE USE OF ITS CLIENTS AT THE LOCATION INDICATED. NO OTHER USE IS AUTHORIZED OR INTENDED.

THE PROFESSIONAL SERVICES OF THE ARCHITECT ARE UNDERTAKEN FOR AND ARE PERFORMED IN THE INTEREST OF (NAME OF PERSON EMPLOYING ARCHITECT). NO CONTRACTUAL OBLIGATION IS ASSUMED BY THE ARCHITECT FOR THE BENEFIT OF ANY OTHER PERSON INVOLVED IN THE PROJECT.

SIGNATURE: _____
DATE OF SIGNATURE: _____
DATE OF REGISTRATION EXPIRATION: _____

ARCHITECT / ENGINEER SEAL

PROJECT

CITY OF PROVIDENCE
RENOVATIONS
AT
PLEASANT VIEW ELEMENTARY SCHOOL
50 OBADIAH BROWN RD
PROVIDENCE, RI 02909

REVISIONS

MARK	DESCRIPTION	DATE

SHEET TITLE

ENLARGED PROPOSED FLOOR PLAN

BID DOCUMENTS
SEPTEMBER 19, 2022

DRAWN	CHK'D	PROJECT NO.
BPF	RJC	20041

SHEET NO.

A-103

THE RECEIVER OF THESE PLANS BY HARD COPY OR ELECTRONIC TRANSMISSION BY USE THEREOF UNDERSTANDS AND AGREES AS FOLLOWS: "THE ELECTRONIC DATA TRANSMITTED ("DATA") MAY BE ALTERED DURING TRANSMITTAL, TRANSLATION, * JAED CORPORATION DO NOT WARRANT OR MAKE ANY REPRESENTATIONS WITH RESPECT TO THE ACCURACY OF THE DATA * THE RECEIVER WILL COMPARE THE DATA WITH AVAILABLE HARD COPIES. * JAED CORPORATION RETAIN ALL OWNERSHIP, COPYRIGHT, AND OTHER INTELLECTUAL PROPERTY INTERESTS IN THE DATA AND INFORMATION ON THE PLANS. * THE RECEIVER WARRANTS THAT IT WILL NOT REPRODUCE OR OTHERWISE MAKE USE OF THE DATA OR PLANS IN ANY ENDEAVOR THAT DIRECTLY OR INDIRECTLY RESULTS IN THE CREATION, NUMBER AND ALL MANUALS, TEXTS, AND CORPORATION WITH AN AGENCY ALL CLAIMS, DEMANDS, LOSSES, AND COSTS (INCLUDING REASONABLE ATTORNEYS FEES) AND COSTS OF DEFENSE) ARISING OUT OF A BREACH OF THIS SECTION BY THE RECEIVER OR ANYONE TO WHOM THE RECEIVER DIRECTLY OR INDIRECTLY TRANSMITS THE DATA OR PLANS. IN THE EVENT THAT THE RECEIVER OBJECTS TO THE TERMS OF THIS AGREEMENT, THE RECEIVER SHALL RETURN THE DATA AND PLANS TO JAED CORPORATION WITHOUT RETAINING COPIES THEREOF AND NOTIFY JAED CORPORATION IN WRITING OF SUCH OBJECTION WITHIN TEN (10) DAYS AFTER RECEIPT OF THE DATA AND PLANS. THE RECEIVER AGREES TO THE FOREGOING PROCEDURE AS A MATERIAL PART OF THE CONSIDERATION FOR THE RECEIPT OF THE DATA."

9/20/2022 3:15 PM

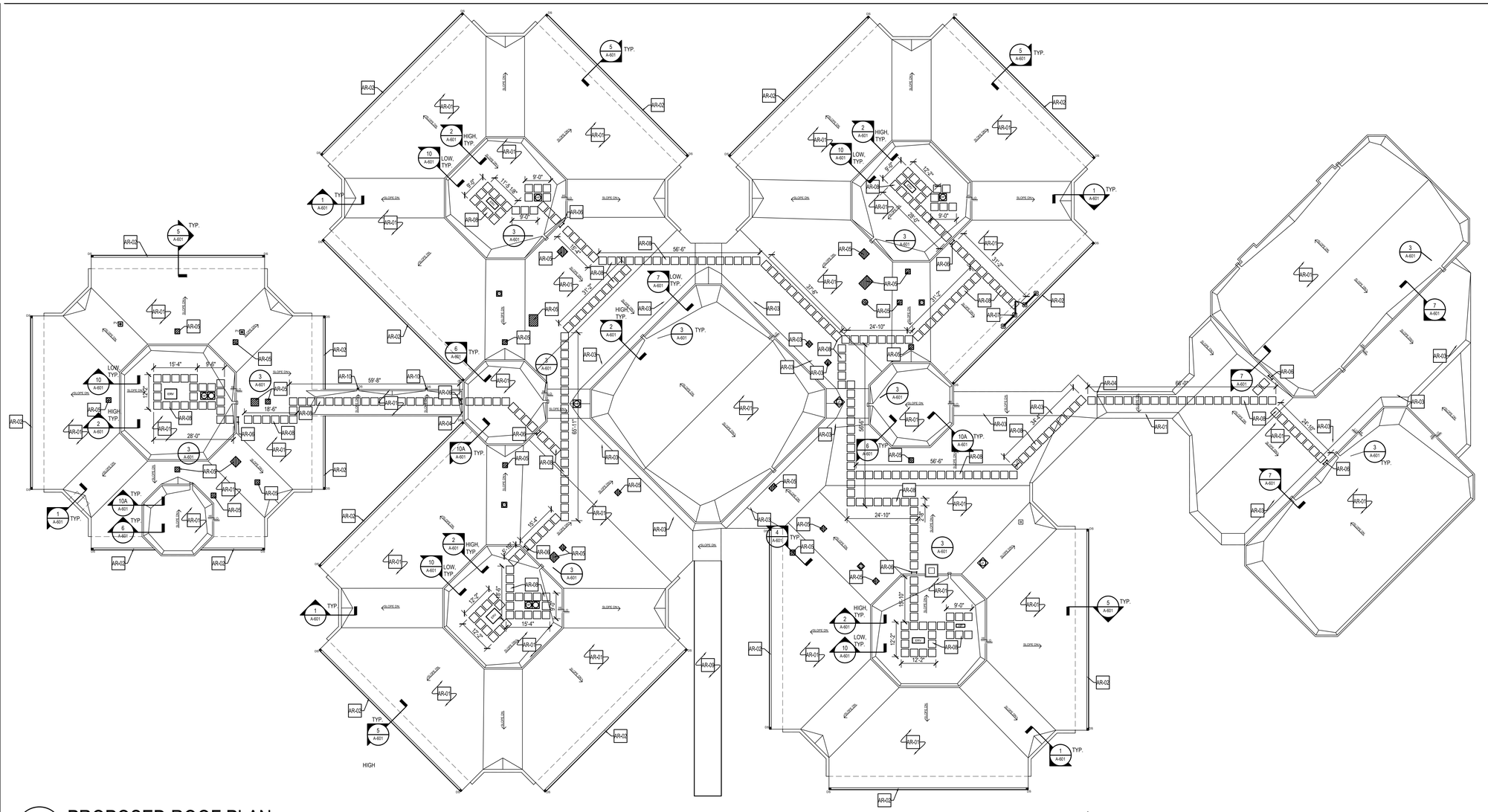

1 A-104 PROPOSED ROOF PLAN

SCALE: 1/16" = 1'-0"

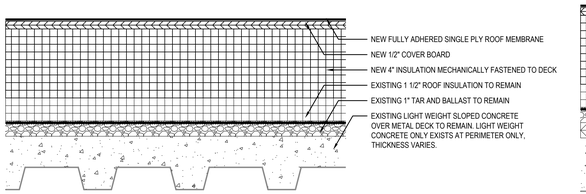

TYP. NEW ROOF ASSEMBLY

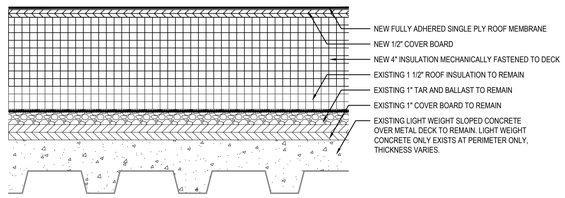

NEW ROOF AT GYM

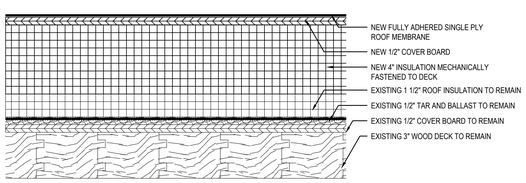

NEW ROOF AT POOL

1 A-104 PROPOSED ROOF TYPE DETAILS

SCALE: 3" = 1'-0"

GENERAL ROOF NOTES

1. CONTRACTOR TO FIELD VERIFY ALL EXISTING ROOF CONDITIONS, AND COORDINATE WITH ALL NEW ARCHITECTURAL, MECHANICAL, ELECTRICAL, PLUMBING WORK. CONTRACTOR TO NOTIFY ARCHITECT OF ANY DISCREPANCIES.
2. NOT ALL PENETRATIONS MAY BE SHOWN. COORDINATE ALL WORK WITH STRUCTURAL, PLUMBING, MECHANICAL, ELECTRICAL DRAWINGS. CONTRACTOR TO NOTIFY ARCHITECT OF ANY DISCREPANCIES BEFORE STARTING WORK.
3. PROVIDE ROOF CRICKETS (TAPERED INSULATION) UPSLOPE OF ALL ROOF TOP EQUIPMENT CURBS TO PREVENT PONDING OF WATER. COORDINATE WITH MECHANICAL DRAWINGS. SLOPE CRICKETS AT 1/2" : 1 FOOT.
4. CONTRACTOR TO CONFORM TO ROOFING MANUFACTURERS REQUIREMENTS FOR ENVIRONMENTAL CONDITIONS PRIOR TO THE INSTALLATION OF ANY ROOFING MATERIAL.
5. CONTRACTOR TO LOCATE ALL MECHANICAL EQUIPMENT A MINIMUM OF 10' FROM THE ROOF EDGE WITH FALL POTENTIAL. ANY EQUIPMENT LOCATED WITHIN 10' OF A ROOF EDGE SHALL HAVE A GUARD RAIL SYSTEM INSTALLED.

ROOF PLAN LEGEND

- C-02 — KEY NOTE TAG. SEE KEY NOTE INSTRUCTIONS / NARRATIVE FOR MORE INFORMATION
- EPV — INDICATES EXISTING PLUMBING VENT
- PV — INDICATES NEW PLUMBING VENT
- INDICATES EXISTING MECHANICAL EQUIPMENT TO REMAIN. COORDINATE WITH MECHANICAL DRAWINGS.
- ERD — INDICATES EXISTING ROOF DRAIN
- ERV — INDICATES NEW ROOF TOP ERV UNIT. COORDINATE WITH MECHANICAL DRAWINGS.
- HP — INDICATES NEW ROOF TOP HEAT PUMP. COORDINATE WITH MECHANICAL DRAWINGS.
- INDICATES EXISTING ROOF TOP EXHAUST FAN. COORDINATE WITH MECHANICAL DRAWINGS.
- INDICATES NEW ROOF WALKWAY PAD. SEE ROOF PLAN FOR OVERALL LENGTH REQUIRING PADS.
- EF — INDICATES NEW ROOF TOP EXHAUST FAN. COORDINATE WITH MECHANICAL DRAWINGS.
- HI / LO — ROOF ELEVATION CHANGE
- SLOPE DN. — INDICATES ROOF SLOPE

ROOF PLAN KEY NOTES

NOTE: NOT ALL NOTES APPLY TO THIS SPECIFIC SHEET.

- AR-01 FURNISH AND INSTALL NEW TPO ROOF ASSEMBLY OVER THE REMAINING EXISTING ROOF SYSTEM, INCLUDING NEW POLYISOCYANURATE RIGID INSULATION, NEW COVER BOARD, AND NEW ROOFING MEMBRANE. REFER TO 2/A-104 FOR TYPICAL NEW ROOF CONSTRUCTION DETAILS. REFER TO A-600 AND A-601 FOR ADDITIONAL ROOF DETAILS. REFER TO SPECIFICATIONS FOR ADDITIONAL INFORMATION.
- AR-02 FURNISH AND INSTALL NEW ALUMINUM GUTTER AND DOWNSPOUT WITH BACK STRAPS. GUTTER SIZE TO BE 8"x8" AND DOWNSPOUT SIZE TO BE 5"x5". REFER TO CIVIL DRAWINGS FOR DOWNSPOUT BOOT TIE-IN. GUTTER AND DOWNSPOUT FINISH COLOR TO BE DETERMINED. REFER TO SPECIFICATIONS FOR ADDITIONAL INFORMATION.
- AR-03 FURNISH AND INSTALL NEW RETRO-FIT ROOF DRAIN ASSEMBLY. COORDINATE NEW ROOF DRAIN SIZE WITH EXISTING ROOF DRAIN SIZE. REFER TO DETAIL 8/A-601 AND SPECIFICATIONS FOR ADDITIONAL INFORMATION.
- AR-04 FURNISH AND INSTALL NEW ROOF EXPANSION JOINT AT LOCATION OF PREVIOUSLY REMOVED JOINT. REFER TO DETAIL 9/A-601 FOR ADDITIONAL INFORMATION.
- AR-05 AT PREVIOUSLY REMOVED EXHAUST FAN, FURNISH AND INSTALL NEW ROOF INFILL AT OPENING TO MATCH THE EXISTING ADJACENT ROOF CONSTRUCTION; NEW ROOF DECK AND VAPOR BARRIER TO MATCH EXISTING IN-KIND. NEW ROOF INSULATION, COVER BOARD, AND ROOFING MEMBRANE TO MATCH TYPICAL ROOF REPLACEMENT ASSEMBLY. REFER TO DETAIL 4/A-601 FOR ADDITIONAL INFORMATION.
- AR-06 FURNISH AND INSTALL NEW 18" WIDE ROOF-TO-ROOF ACCESS LADDER WITH TOP EXTENSIONS. REFER TO A-603 FOR TYPICAL ROOF LADDER DETAIL. REFER TO SPECIFICATIONS FOR ADDITIONAL INFORMATION.
- AR-07 FURNISH AND INSTALL NON-PENETRATING ROOF PROTECTION GUARD RAIL SYSTEM WITH ACCESS GATE. REFER TO A-603 FOR TYPICAL GUARD RAIL DETAIL. REFER TO SPECIFICATIONS FOR ADDITIONAL INFORMATION.
- AR-08 FURNISH AND INSTALL 30"W x 30"L HEAT WELDED ROOF WALKWAY PADS. REFER TO SPECIFICATIONS FOR ADDITIONAL INFORMATION.
- AR-09 FURNISH AND INSTALL NEW ENTRANCE CANOPY FABRIC ONTO EXISTING CANOPY FRAME. NEW CANOPY FABRIC TO MATCH EXISTING CANOPY FABRIC IN COLOR, FINISH, AND PATTERN.
- AR-10 FURNISH AND INSTALL NEW DOWNSPOUT, CONNECT TO EXISTING ROOF SCUPPER AND COLLECTION BOX. DOWNSPOUT SIZE TO MATCH EXISTING DOWNSPOUT SIZE. REFER TO CIVIL DRAWINGS FOR DOWNSPOUT BOOT TIE-IN. DOWNSPOUT FINISH COLOR TO BE DETERMINED.

STUDIO JAED
ARCHITECTS ◘ ENGINEERS ◘ FACILITIES SOLUTIONS
Website: www.StudioJAED.com Email: info@StudioJAED.com

CORPORATE HEADQUARTERS
2300 WRANGLE HILL ROAD, STE. 110
BEAR, DELAWARE 19701
PH: (302) 832-1400 FAX: (302) 832-1423

MARYLAND OFFICE
213 FRONT STREET, P.O. BOX 254
CRUMPTON, MARYLAND 21628

PROVIDENCE OFFICE
10 DORRANCE STREET, STE. 700
PROVIDENCE, RHODE ISLAND 02903

CONSULTANT

This drawing is the property of StudioJAED and is prepared for the exclusive use of its clients at the location indicated. No other use is authorized or intended.

ARCHITECT / ENGINEER SEAL

PROJECT

CITY OF PROVIDENCE RENOVATIONS AT PLEASANT VIEW ELEMENTARY SCHOOL

50 OBADIAH BROWN RD
PROVIDENCE, RI 02909

REVISIONS

MARK	DESCRIPTION	DATE

SHEET TITLE

ROOF PLAN

BID DOCUMENTS
SEPTEMBER 19, 2022

DRAWN	CHK'D	PROJECT NO.
BPF	RJC	20041

SHEET NO.

A-104

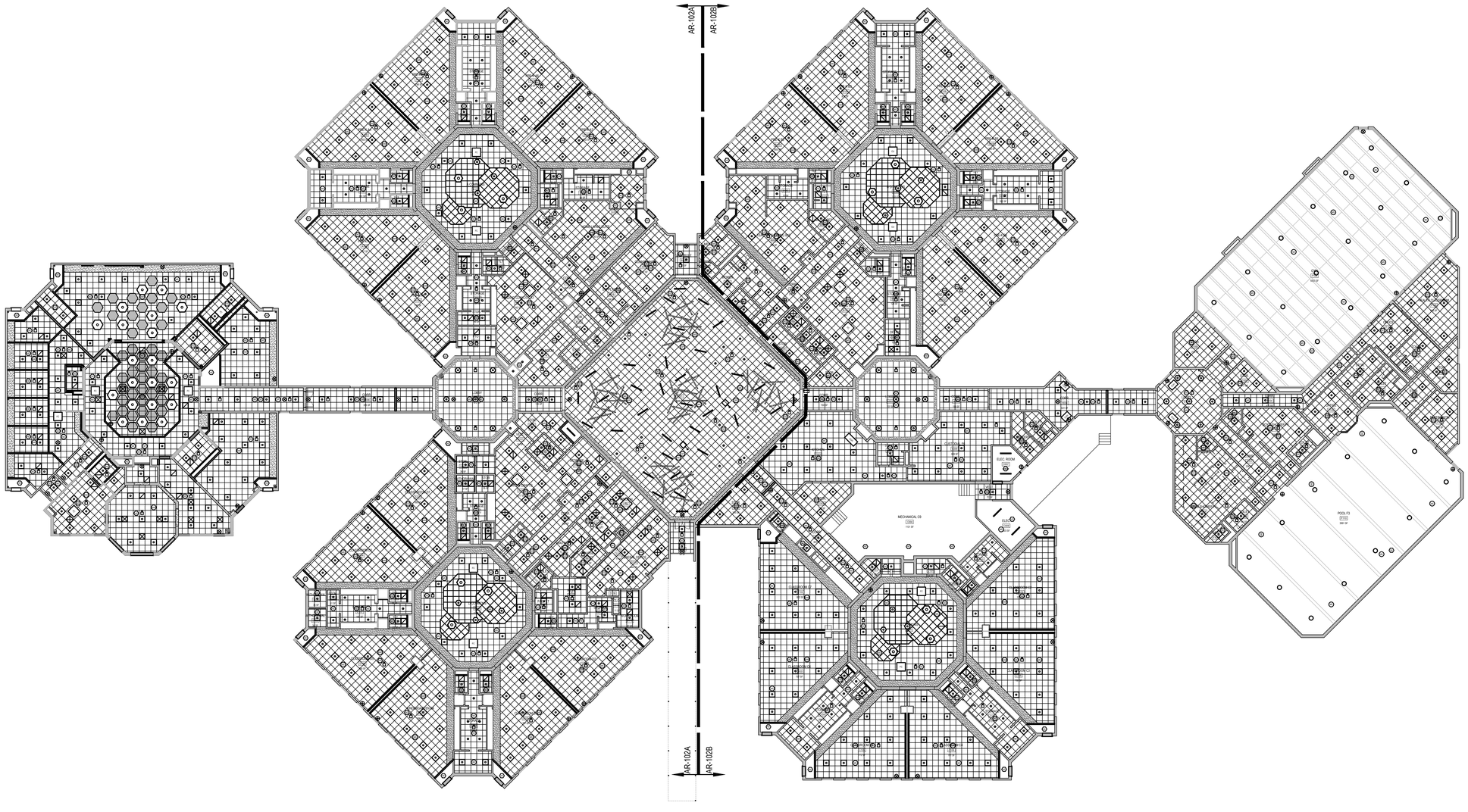

1 AR-102 OVERALL PROPOSED REFLECTED CEILING PLAN

SCALE: 1/16" = 1'-0"

TRUE NORTH

STUDIOJAED
ARCHITECTS ▫ ENGINEERS ▫ FACILITIES SOLUTIONS
Website: www.StudioJAED.com
Email: info@StudioJAED.com

DELAWARE OFFICE
2500 WRANGLE HILL ROAD, STE. 110
BEAR, DELAWARE 19701
P: (302) 832-1652

PROVIDENCE OFFICE
42 WEYBOSSET STREET, STE. 403
PROVIDENCE, RHODE ISLAND 02903
P: (401) 648-6884

MARYLAND OFFICE
213 FRONT STREET, P.O. BOX 254
CRUMPTON, MARYLAND 21625

CONSULTANT

THIS DRAWING IS THE PROPERTY OF STUDIOJAED AND IS PREPARED FOR THE EXCLUSIVE USE OF ITS CLIENTS AT THE LOCATION INDICATED. NO OTHER USE IS AUTHORIZED OR INTENDED.

THE PROFESSIONAL SERVICES OF THE ARCHITECT ARE UNDERTAKEN FOR AND ARE PERFORMED IN THE INTEREST OF [NAME OF PERSON EMPLOYING ARCHITECT]. NO CONTRACTUAL OBLIGATION IS ASSUMED BY THE ARCHITECT FOR THE BENEFIT OF ANY OTHER PERSON INVOLVED IN THE PROJECT.

SIGNATURE: _____
DATE OF SIGNATURE: _____
DATE OF REGISTRATION EXPIRATION: _____

ARCHITECT / ENGINEER SEAL

PROJECT

CITY OF PROVIDENCE
PROVIDENCE PUBLIC SCHOOLS
RENOVATIONS
AT
PLEASANT VIEW ELEMENTARY SCHOOL
50 OBADIAH BROWN RD
PROVIDENCE, RI 02909

REVISIONS

MARK	DESCRIPTION	DATE
-	-	-

SHEET TITLE

OVERALL REFLECTED CEILING PLAN

BID DOCUMENTS
SEPTEMBER 19, 2022

DRAWN	CHK'D	PROJECT NO.
BPF	RJC	20041

SHEET NO.

AR-102

9/20/2022 3:15 PM

THE RECIPIENT OF THESE PLANS BY HARD COPY OR ELECTRONIC TRANSMISSION BY USE THEREOF UNDERSTANDS AND AGREES AS FOLLOWS: - THIS ELECTRONIC DATA IS TRANSMITTED (OR MAY BE ALTERED DURING TRANSIT AND TRANSLATION) - AES CORPORATION DO NOT WARRANT OR MAKE ANY REPRESENTATIONS WITH RESPECT TO THE ACCURACY OF THE DATA - THE RECEIVER WARRANTS THAT IT WILL NOT REPRODUCE OR OTHERWISE MAKE USE OF THE DATA OR RELIANCE IN ANY ENDEAVOR NOT DIRECTLY RELATED TO THE PROJECT FOR WHICH IT WAS PROVIDED - ALL HARD COPIES AND DIGITAL FILES ARE SUBJECT TO VERIFICATION AND ACCEPTANCE BY THE RECEIVER WITHIN 30 DAYS OF DELIVERY - THE RECEIVER SHALL INDEMNIFY AES CORPORATION FROM THE USE OF ELECTRONIC DATA

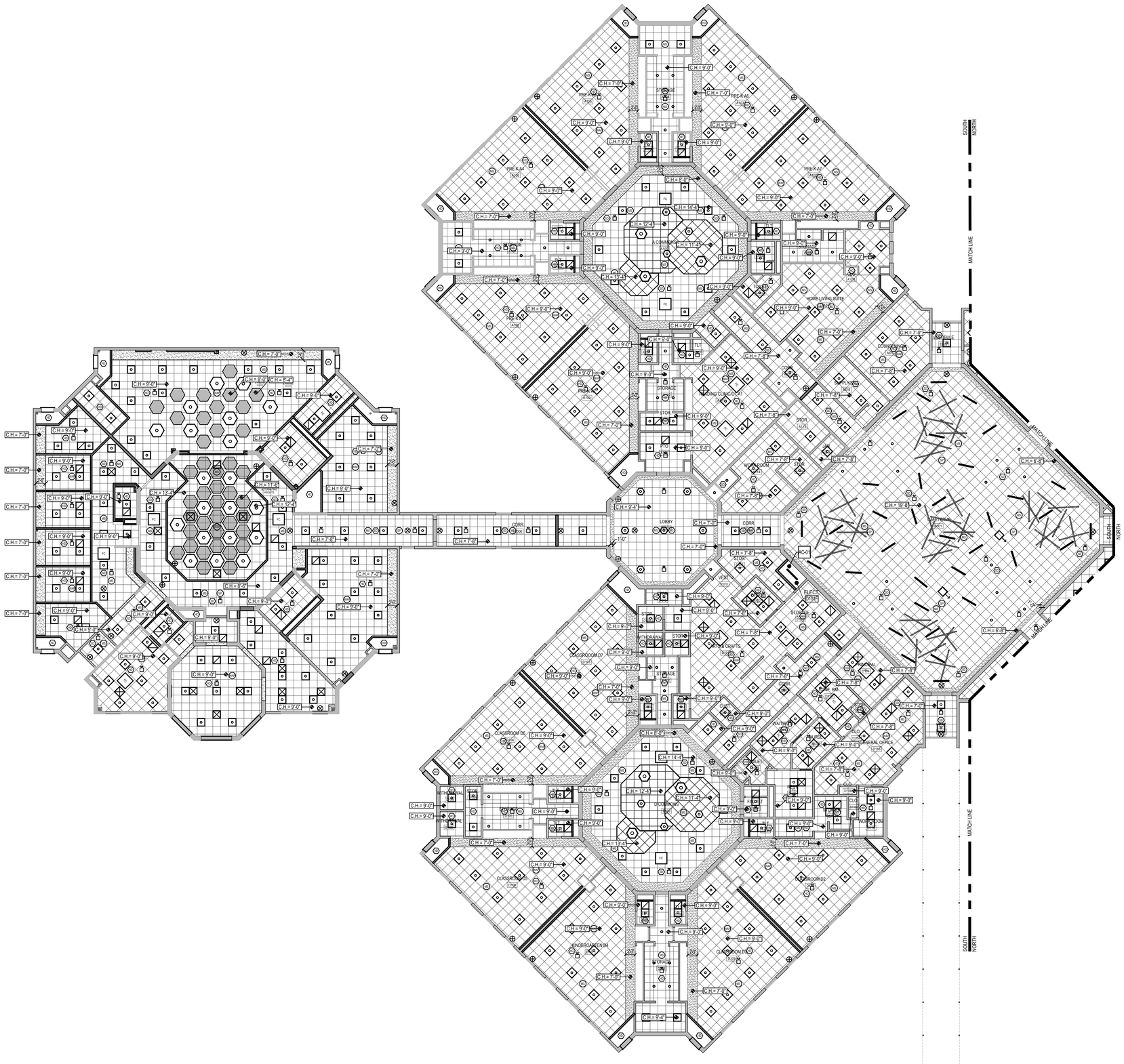
SOUTH
NORTH
MATCH LINE
MATCH LINE
MATCH LINE
SOUTH
NORTH
SOUTH
NORTH
SOUTH
NORTH
SOUTH
NORTH
CORR
LOBBY
STOR
STORAGE
CLASSROOM D7
CLASSROOM D6
CLASSROOM D5
CLASSROOM D4
CLASSROOM D3
CLASSROOM D2
CLASSROOM D1
KNOWBOT/KITCHEN
DRAIN
WITHDRAWAL
WITHDRAWAL
WORK ROOM
WORK ROOM
ELECT
STORAGE
STOR
STOR
STOR

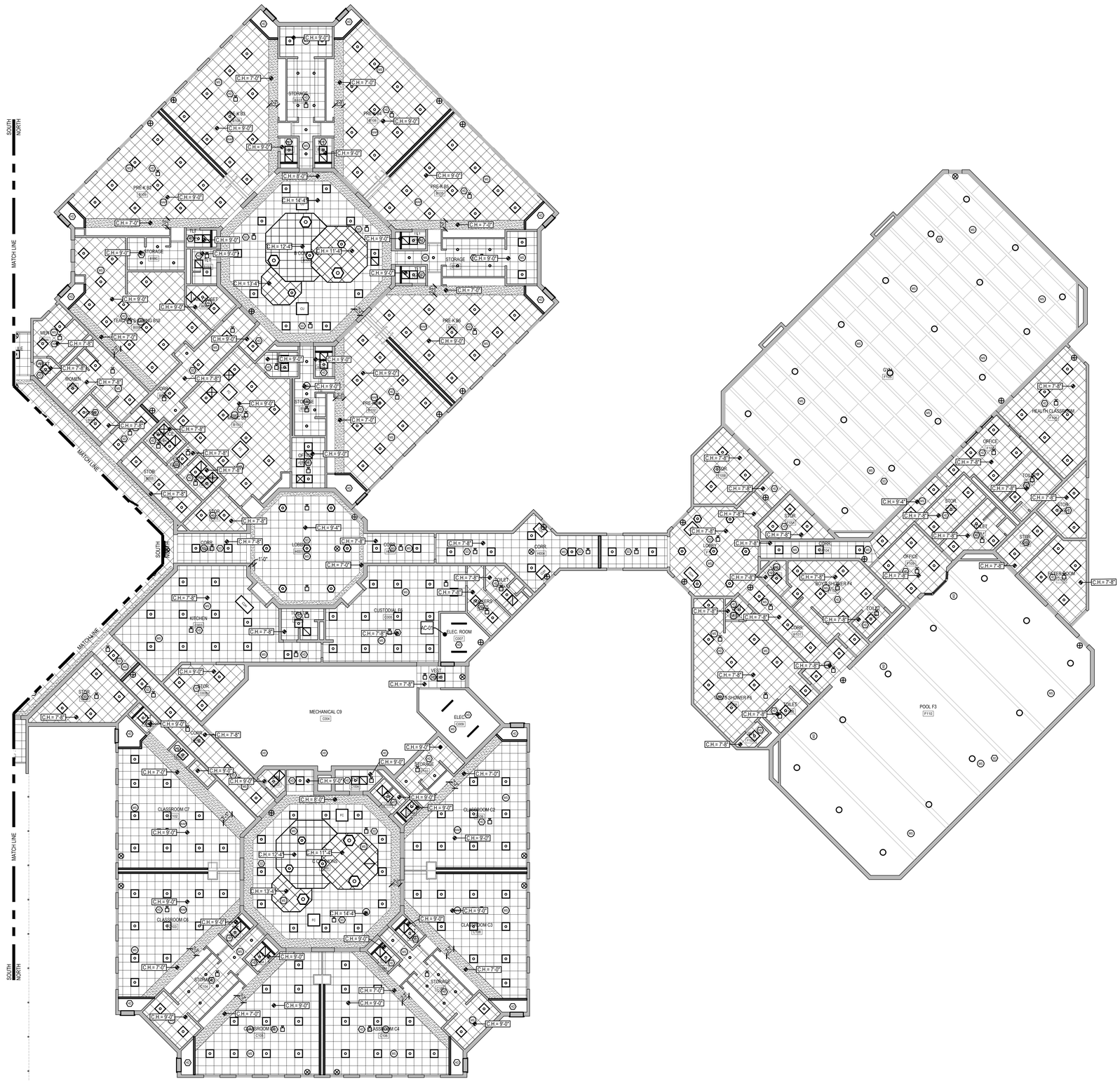
SOUTH
NORTH
MATCH LINE
MATCH LINE
SOUTH
NORTH
MATCH LINE
SOUTH
NORTH
MATCH LINE
SOUTH
NORTH

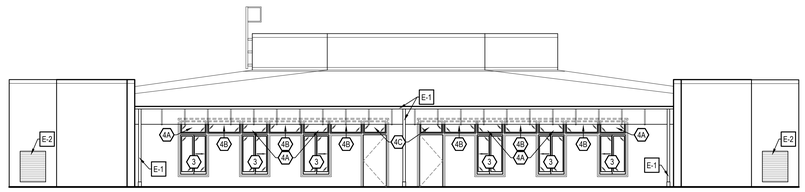

1 A-201 TYP. CLASSROOM POD EXTERIOR ELEVATION

SCALE: 1/8" = 1'-0"

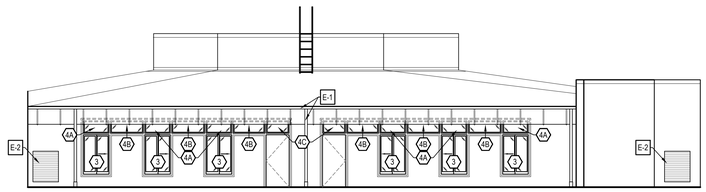

2 A-201 TYP. CLASSROOM POD EXTERIOR ELEVATION

SCALE: 1/8" = 1'-0"

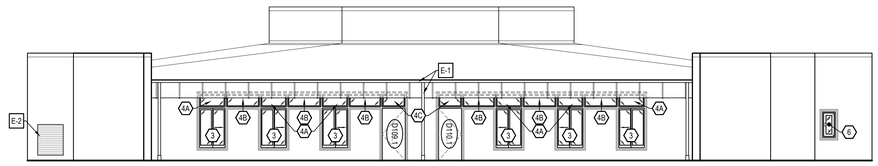

3 A-201 EXTERIOR ELEVATION - "D" POD - NORTHEAST

SCALE: 1/8" = 1'-0"

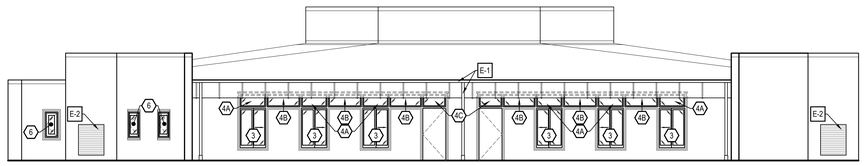

4 A-201 TYP. CLASSROOM POD EXTERIOR ELEVATION

SCALE: 1/8" = 1'-0"

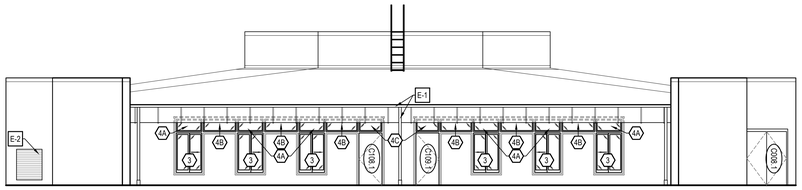

5 A-201 EXTERIOR ELEVATION - "C" POD - SOUTH

SCALE: 1/8" = 1'-0"

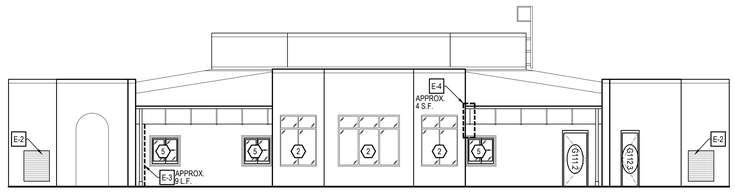

6 A-201 EXTERIOR ELEVATION - "G" POD - EAST

SCALE: 1/8" = 1'-0"

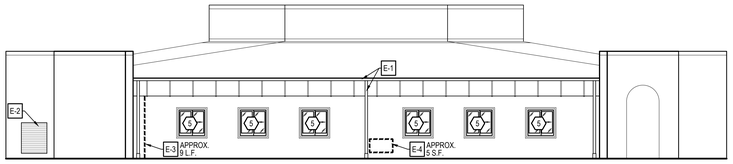

7 A-201 EXTERIOR ELEVATION - "G" POD - SOUTH

SCALE: 1/8" = 1'-0"

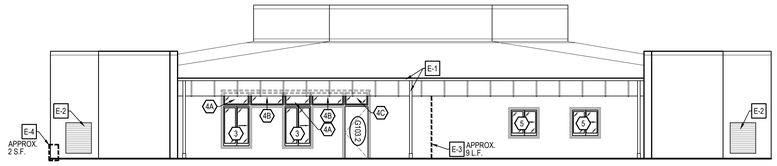

8 A-201 EXTERIOR ELEVATION - "G" POD - WEST

SCALE: 1/8" = 1'-0"

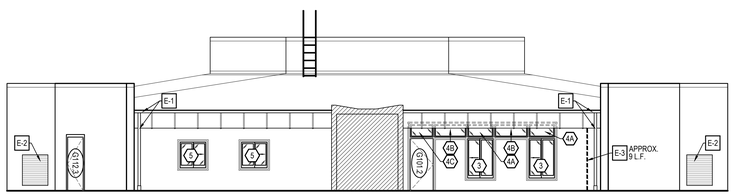

9 A-201 EXTERIOR ELEVATION - "G" POD - NORTH

SCALE: 1/8" = 1'-0"

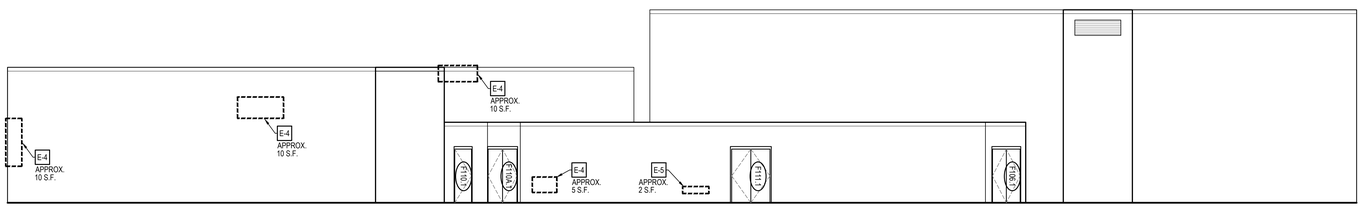

10 A-201 EXTERIOR ELEVATION - "F" POD - NORTH

SCALE: 1/8" = 1'-0"

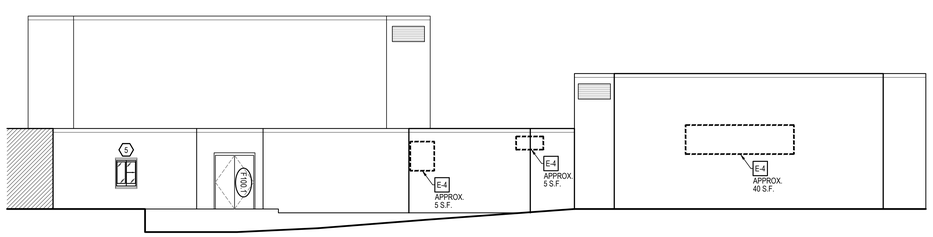

11 A-201 EXTERIOR ELEVATION - "F" POD - SOUTHEAST

SCALE: 1/8" = 1'-0"

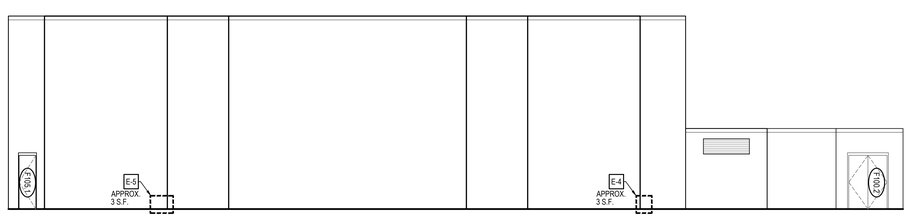

12 A-201 EXTERIOR ELEVATION - "F" POD - SOUTHEAST

SCALE: 1/8" = 1'-0"

EXTERIOR ELEVATION NOTES:

1. NOT ALL EXTERIOR WALL PENETRATIONS, ITEMS, &/or COMPONENTS MAY BE INDICATED &/or SHOWN. RE: ALL DRAWINGS INCLUDING THE PLUMBING, MECHANICAL, ELECTRICAL DRAWINGS.
2. NOT ALL EXTERIOR WALL ELEVATIONS MAY BE SHOWN. COORDINATE w/ PLANS AND SECTIONS FOR ADDITIONAL EXTERIOR WORK. MATERIALS AND TEXTURES ARE CONTINUOUS IN AREAS WHERE WALL MAY BE CONCEALED BY OTHER BUILDING PROJECTIONS.
3. SUBMIT SAMPLES OF ALL EXTERIOR FINISH MATERIALS FOR REVIEW & APPROVAL PRIOR TO FABRICATING/CONSTRUCTION, TYPICAL.
4. FINISH GRADES SHOWN ARE APPROXIMATE. CONTRACTOR TO REVIEW & COORDINATE W/ SITE GRADING PLAN.
5. PAINT ALL EXPOSED EXTERIOR GALVANIZED PRIME STEEL LINTELS TO MATCH ADJACENT EXTERIOR FINISH COLOR, U.N.O.
6. SEALANT/CAULKING COLORS TO MATCH ADJACENT FINISH LISTED IN REQUIRED PRIORITY. ARCHITECT TO APPROVE SAMPLE IN FIELD PRIOR TO INSTALLATION.
   A. SEALANT COLOR @ WINDOWS, STOREFRONT, CURTAIN WALL TO MATCH FRAME COLOR.
   B. SEALANT COLOR @ HOLLOW METAL FRAME TO MATCH FRAME COLOR.

ELEVATION WORK NOTES:

- E-1 FURNISH AND INSTALL NEW PRE-FINISHED ALUMINUM GUTTER AND DOWNSPOUT WITH BACK STRAPS. GUTTER SIZE SIZE TO BE 8" X 8" AND DOWNSPOUT SIZE TO BE 4" X 6". COLOR TO BE SELECTED FROM MANUFACTURER'S PREMIUM FINISHES. REFER TO SPEC FOR ADDITIONAL INFO. REFER TO A-601 FOR TYPICAL DETAIL. NEW DOWNSPOUTS TO TIE-IN TO EXISTING BELOW GRADE STORM-WATER DRAINAGE. COORDINATE WITH CIVIL DRAWINGS.
- E-2 FURNISH AND INSTALL NEW THROUGH WALL LOUVER VENT FOR NEW MECHANICAL UNIT. COORDINATE NEW WALL OPENING WITH AD-102 AND MECHANICAL DRAWINGS. REFER TO MECHANICAL DRAWINGS FOR ADDITION LOUVER AND UNIT INFORMATION. REFER TO A-602 FOR TYPICAL PENETRATION DETAIL.
- E-3 MASONRY EXPANSION/CONTROL JOINT REPAIR - ROUT OUT EXISTING SEALANT AND BACKER ROD. PREP AND CLEAN ALL JOINT SURFACES PER MANUFACTURER'S RECOMMENDATIONS AND PROVIDE NEW SEALANT AND BACKER ROD. SEALANT COLOR TO MATCH EXISTING ADJACENT FINISH. REFER TO A-602 FOR TYPICAL REPAIR DETAIL.
- E-4 FACADE FINISH REPAIR - CLEAN AND PREP AREA OF DAMAGED FACADE STUCCO FINISH PER MANUFACTURER'S RECOMMENDATION. REMOVE ANY EXISTING LOOSE OR BROKEN FACADE STUCCO FINISH BACK TO SOUND MATERIAL. PROVIDE NEW STUCCO REPAIR, FINISH COLOR TO MATCH THE EXISTING ADJACENT FINISH. REFER TO A-602 FOR TYPICAL REPAIR DETAIL.
- E-5 FACADE CMU REPAIR - CLEAN AND PREP DAMAGED AREA PER MANUFACTURER'S RECOMMENDATION. REMOVE ANY EXISTING LOOSE OR BROKEN MATERIAL BACK TO SOUND MATERIAL. PATCH AND REPAIR EXISTING CMU BLOCK WALL. REFER TO A-602 FOR TYPICAL DETAIL. PATCH AND REPAIR DAMAGED FACADE STUCCO FINISH PER WORK NOTE "E-4".

STUDIOJAED
ARCHITECTS ◘ ENGINEERS ◘ FACILITIES SOLUTIONS
Website: www.StudioJAED.com Email: info@StudioJAED.com

MARYLAND OFFICE
213 FRONT STREET, P.O. BOX 754
CRUMPTON, MARYLAND 21625

PROVIDENCE OFFICE
42 WEYBOSSET STREET, SITE 403
PROVIDENCE, RHODE ISLAND 02903
P: (401) 648-0884

DELAWARE OFFICE
2500 WRANGLE HILL ROAD, STE. 110
BEAR, DELAWARE 19701
P: (302) 832-1525

CONSULTANT

THIS DRAWING IS THE PROPERTY OF STUDIOJAED AND IS PREPARED FOR THE EXCLUSIVE USE OF ITS CLIENTS AT THE LOCATION INDICATED. NO OTHER USE IS AUTHORIZED OR INTENDED.

THE PROFESSIONAL SERVICES OF THE ARCHITECT ARE UNDERTAKEN FOR AND ARE PERFORMED IN THE INTEREST OF (NAME OF PERSON EMPLOYING ARCHITECT). NO CONTRACTUAL OBLIGATION IS ASSUMED BY THE ARCHITECT FOR THE BENEFIT OF ANY OTHER PERSON INVOLVED IN THE PROJECT.

SIGNATURE: _____
DATE OF SIGNATURE: _____
DATE OF REGISTRATION EXPIRATION: _____

ARCHITECT / ENGINEER SEAL

PROJECT

CITY OF PROVIDENCE
RENOVATIONS
AT
PLEASANT VIEW ELEMENTARY SCHOOL
50 OBADIAH BROWN RD
PROVIDENCE, RI 02909

REVISIONS

MARK	DESCRIPTION	DATE

SHEET TITLE

EXTERIOR ELEVATIONS

BID DOCUMENTS
SEPTEMBER 19, 2022

DRAWN	CHK'D	PROJECT NO.
BPF	RJC	20041

SHEET NO.

A-201

THE RECEIVER OF THESE PLANS BY HARD COPY OR ELECTRONIC TRANSMISSION IN USE THEREOF UNDERSTANDS AND AGREES AS FOLLOWS: - "THE ELECTRONIC DATA TRANSMITTED STARTS WAY BE A TERM DURING TRANSIT AND TRANSLATION. - JAED CORPORATION DOES NOT WARRANT OR MAKE ANY REPRESENTATIONS WITH RESPECT TO THE ACCURACY OF THE DATA. - THE RECEIVER WILL COMPARE THE DATA WITH AVAILABLE HARD COPIES. - JAED CORPORATION RETAINS ALL OWNERSHIP - COPYRIGHT - AND OTHER INTELLECTUAL PROPERTY INTERESTS IN THE DATA AND INFORMATION ON THE PLANS. - THE RECEIVER WARRANTS THAT IT WILL NOT REPRODUCE OR OTHERWISE MAKE USE OF THE DATA OR PLANS IN ANY ENDEAVOR NOT DIRECTLY RELATED TO THE PROJECT FOR WHICH IT HAS BEEN PROVIDED. - THE RECEIVER AGREES TO REMOVE ALL DATA FROM ITS SYSTEMS ACCESSIBLE BY OTHERS IF IT DOES NOT ACCEPT STANDARD JAED CORPORATION TERMS AND CONDITIONS. - IF THE RECEIVER MODIFIES THE DATA, JAED CORPORATION DOES NOT ASSUME ANY RESPONSIBILITY FOR ANY CONSEQUENCES ARISING FROM SUCH MODIFICATION. - THE RECEIVER AGREES TO INDEMNIFY AND HOLD JAED CORPORATION HARMLESS FROM ANY AND ALL CLAIMS, DAMAGES, LOSSES AND EXPENSES ARISING OUT OF OR RESULTING FROM THE USE OF ELECTRONIC DATA.

9/20/2022 3:16 PM

THE RECEIVER OF THESE ELEMENTS IS ADVISED THAT THE DATA • THE RECEIVER WILL COMPARE THE DATA WITH AVAILABLE HARD COPIES. • JAED CORPORATION RETAINS ALL OWNERSHIP, COPYRIGHT, AND OTHER INTELLECTUAL PROPERTY INTERESTS IN THE DATA AND INFORMATION ON THE PLANS. • THE RECEIVER WARRANTS THAT IT WILL NOT REPRODUCE OR OTHERWISE MAKE USE OF THE DATA OR PLANS IN ANY ENDEAVOR THAT IS DIRECTLY RELATED TO THE PROJECT IN WHICH IT HAS PROVIDED. THE RECEIVER WILL HAVE NO CLAIM AND WAIVES ANY ACTION IN LAW OR EQUITY AGAINST JAED CORPORATION WITH RESPECT TO THAT ARTIFICIAL ERROR OR OMISSION IN THE DATA. • THE RECEIVER AGREES TO THE FOLLOWING: • THE ELECTRONIC DATA TRANSMITTED (THE"DATA") MAY BE ALTERED DURING TRANSIT AND TRANSLATION. • JAED CORPORATION DO NOT WARRANT OR MAKE ANY REPRESENTATIONS WITH RESPECT TO THE ACCURACY OF THE DATA. • THE RECEIVER AND ALL HANDLES BENEFITS AND CORPORATION WITH AN AGENCY ALL CLAIMS, DAMAGES, AND COSTS (INCLUDING REASONABLE ATTORNEYS FEES) AND COSTS OF DEFENSE ARISING OUT OF OR RESULTING FROM THE USE OF ELECTRONIC DATA.

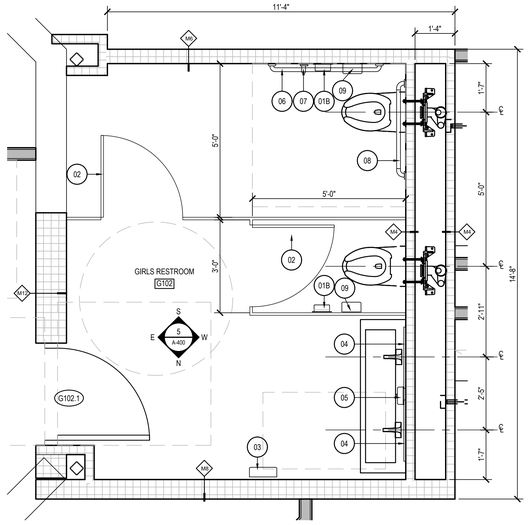

1 G102 GIRLS RESTROOM ENLARGED PLAN

1/A-400 SCALE: 1/2" = 1'-0"

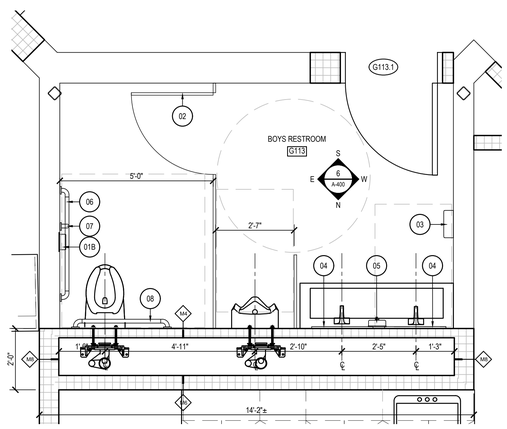

2 G113 BOYS RESTROOM ENLARGED PLAN

2/A-400 SCALE: 1/2" = 1'-0"

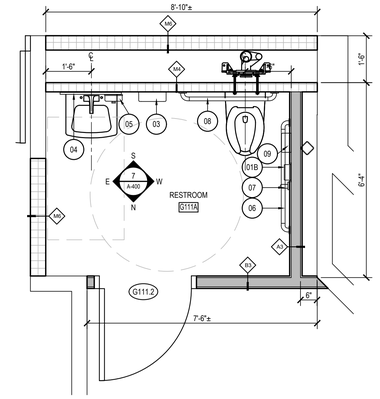

3 G111A RESTROOM ENLARGED PLAN

3/A-400 SCALE: 1/2" = 1'-0"

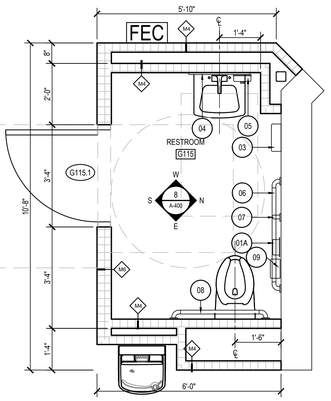

4 G115 RESTROOM ENLARGED PLAN

4/A-400 SCALE: 1/2" = 1'-0"

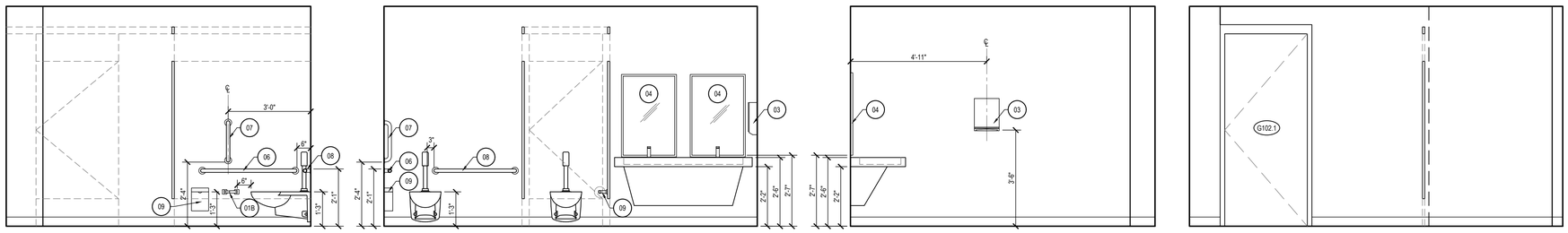

5 INTERIOR ELEVATIONS - G102 GIRLS RESTROOM

A-400 SCALE: 1/2" = 1'-0"

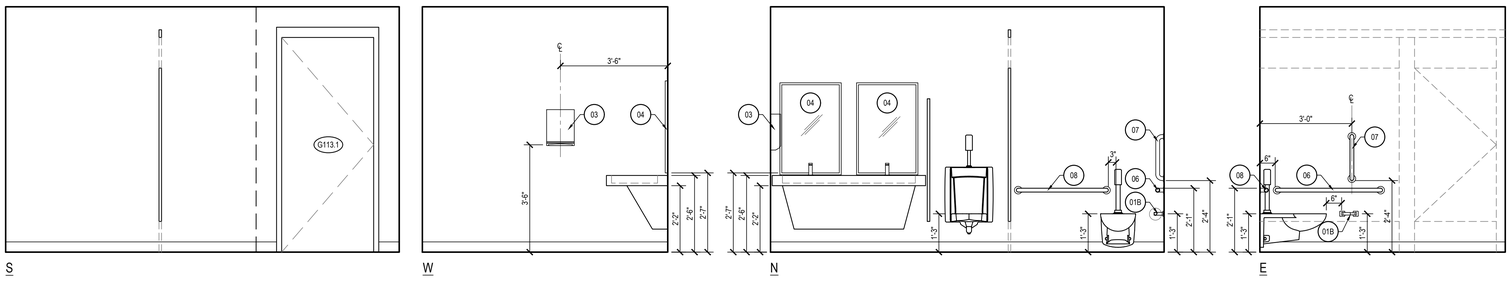

6 INTERIOR ELEVATIONS - G113 BOYS RESTROOM

A-400 SCALE: 1/2" = 1'-0"

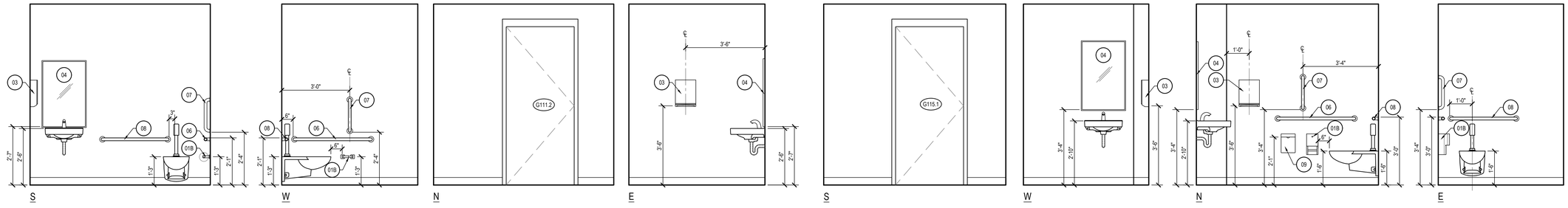

7 INTERIOR ELEVATIONS - G111A RESTROOM

A-400 SCALE: 1/2" = 1'-0"

8 INTERIOR ELEVATIONS - G115 RESTROOM

A-400 SCALE: 1/2" = 1'-0"

TLT. RM ACCESSORY SCHEDULE

ACCESSORY TAG	DESCRIPTION
01A	SURFACE-MOUNTED MULTI-ROLL TOILET TISSUE DISPENSER - BY OWNER
01B	SURFACE-MOUNTED TOILET TISSUE DISPENSER - BY OWNER
02	BOBRICK DOUBLE COAT HOOK - B-549
03	SURFACE-MOUNTED PAPER TOWEL DISPENSER - BY OWNER
04	AMERICAN CHANNEL FRAME SPECIALTIES MIRROR - 0620
05	OWNER PROVIDED SOAP DISPENSER - N.I.C.
06	BOBRICK 42" GRAB BAR - B6806
07	BOBRICK 18" GRAB BAR - B6806
08	BOBRICK 36" GRAB BAR - B6806
09	SURFACE-MOUNTED SANITARY NAPKIN DISPOSAL - BY OWNER
10	PHENOLIC TOILET PARTITION
11	PHENOLIC URINAL SCREEN

STUDIO JAED
ARCHITECTS ◘ ENGINEERS ◘ FACILITIES SOLUTIONS
Email: info@StudioJAED.com
Website: www.StudioJAED.com
MARYLAND OFFICE
P.O. BOX 254
213 FRONT STREET
CRUMPTON, MARYLAND 21628
PROVIDENCE OFFICE
10 DORRANCE STREET, STE. 700
PROVIDENCE, RHODE ISLAND 02903
CORPORATE HEADQUARTERS
2300 WRANGLE HILL ROAD, STE. 110
BEAR, DELAWARE 19701
PH: (302) 832-1423
FAX: NONE

CONSULTANT

This drawing is the property of StudioJAED and is prepared for the exclusive use of its clients at the location indicated. No other use is authorized or intended.

ARCHITECT / ENGINEER SEAL

PROJECT

CITY OF PROVIDENCE
AT
PLEASANT VIEW ELEMENTARY SCHOOL
50 OBADIAH BROWN RD
PROVIDENCE, RI 02909

REVISIONS

MARK	DESCRIPTION	DATE

SHEET TITLE

ENLARGED TOILET ROOM PLANS

BID DOCUMENTS
SEPTEMBER 19, 2022

DRAWN	CHK'D	PROJECT NO.
BPF	RJC	20041

SHEET NO.

A-400

9/20/2022 3:16 PM

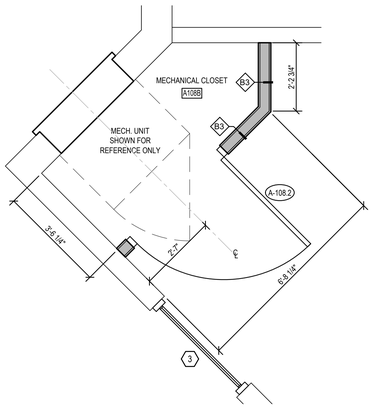

1 A-401 ENLARGED MECHANICAL CLOSET PLAN - A108B

SCALE: 1/2" = 1'-0"

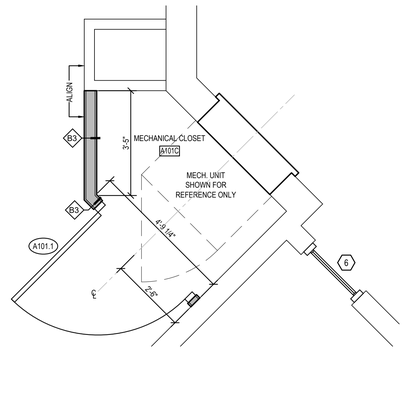

2 A-401 ENLARGED MECHANICAL CLOSET PLAN - A101C

SCALE: 1/2" = 1'-0"

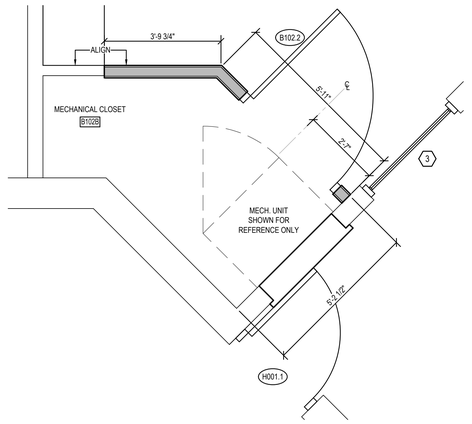

3 A-401 ENLARGED MECHANICAL CLOSET PLAN - B102B

SCALE: 1/2" = 1'-0"

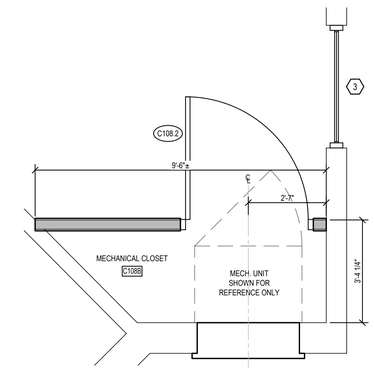

4 A-401 ENLARGED MECHANICAL CLOSET PLAN - C108B

SCALE: 1/2" = 1'-0"

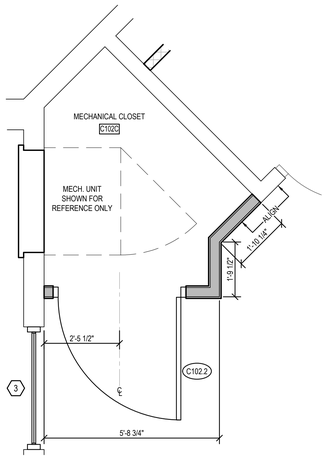

5 A-401 ENLARGED MECHANICAL CLOSET PLAN - C102C

SCALE: 1/2" = 1'-0"

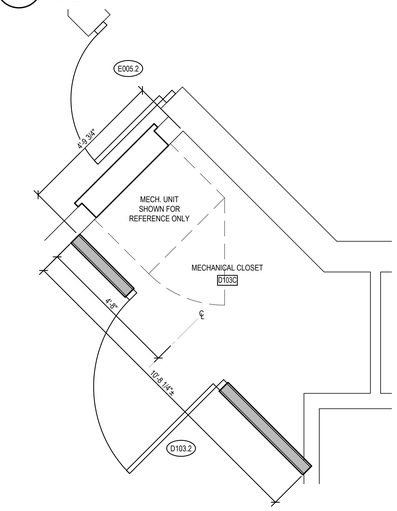

6 A-401 ENLARGED MECHANICAL CLOSET PLAN - D103C

SCALE: 1/2" = 1'-0"

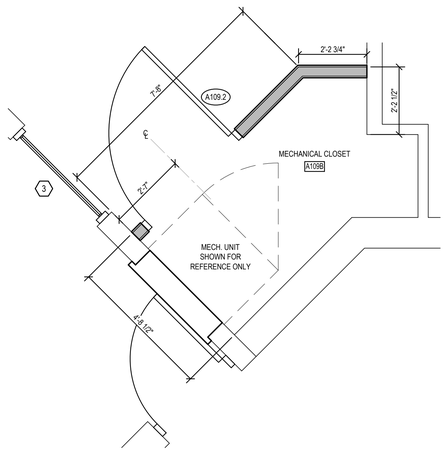

7 A-401 ENLARGED MECHANICAL CLOSET PLAN - A109B

SCALE: 1/2" = 1'-0"

THE RECEIVER OF THESE PLANS BY HARD COPY OR ELECTRONIC TRANSMISSION BY USE THEREOF UNDERSTANDS AND AGREES AS FOLLOWS: - THE ELECTRONIC DATA TRANSMITTED (TDAT) MAY BE ALTERED DURING TRANSIT AND TRANSLATION. - JAED CORPORATION DO NOT WARRANT OR MAKE ANY REPRESENTATIONS WITH RESPECT TO THE ACCURACY OF THE DATA. - THE RECEIVER WILL COMPARE THE DATA WITH AVAILABLE HARD COPIES. - JAED CORPORATION RETAINS ALL OWNERSHIP, COPYRIGHT, AND OTHER INTELLECTUAL PROPERTY INTERESTS IN THE DATA AND INFORMATION ON THE PLANS. - THE RECEIVER WARRANTS THAT IT WILL NOT REPRODUCE OR OTHERWISE MAKE USE OF THE DATA OR PLANS IN ANY ENDEAVOR NOT DIRECTLY RELATED TO THE PROJECT FOR WHICH IT HAS BEEN PROVIDED. - THE RECEIVER WILL INDEMNIFY JAED CORPORATION FOR ANY DAMAGES ARISING FROM THE USE OF ELECTRONIC DATA.

9/20/2022 3:16 PM

STUDIOJAED
ARCHITECTS ◘ ENGINEERS ◘ FACILITIES SOLUTIONS
Website: www.StudioJAED.com
Email: info@StudioJAED.com
MARYLAND OFFICE
213 FRONT STREET, P.O. BOX 754
CRUMPTON, MARYLAND 21628
PROVIDENCE OFFICE
42 WEYBOSSET STREET, SITE 403
PROVIDENCE, RHODE ISLAND 02903
P: (401) 648-0884
DELAWARE OFFICE
2500 WRANGLE HILL ROAD, SITE 110
BEAR, DELAWARE 19701
P: (302) 832-1650

CONSULTANT

THIS DRAWING IS THE PROPERTY OF STUDIOJAED AND IS PREPARED FOR THE EXCLUSIVE USE OF ITS CLIENTS AT THE LOCATION INDICATED. NO OTHER USE IS AUTHORIZED OR INTENDED.

THE PROFESSIONAL SERVICES OF THE ARCHITECT ARE UNDERTAKEN FOR AND ARE PERFORMED IN THE INTEREST OF (NAME OF PERSON EMPLOYING ARCHITECT). NO CONTRACTUAL OBLIGATION IS ASSUMED BY THE ARCHITECT FOR THE BENEFIT OF ANY OTHER PERSON INVOLVED IN THE PROJECT.

SIGNATURE: _____
DATE OF SIGNATURE: _____
DATE OF REGISTRATION EXPIRATION: _____

ARCHITECT / ENGINEER SEAL

PROJECT

CITY OF PROVIDENCE
PROVIDENCE PUBLIC SCHOOLS
RENOVATIONS
AT
PLEASANT VIEW ELEMENTARY SCHOOL
50 OBADIAH BROWN RD
PROVIDENCE, RI 02909

REVISIONS

MARK	DESCRIPTION	DATE

SHEET TITLE

ENLARGED MECHANICAL CLOSET PLANS

BID DOCUMENTS
SEPTEMBER 19, 2022

DRAWN	CHK'D	PROJECT NO.
BPF	RJC	20041

SHEET NO.

A-401

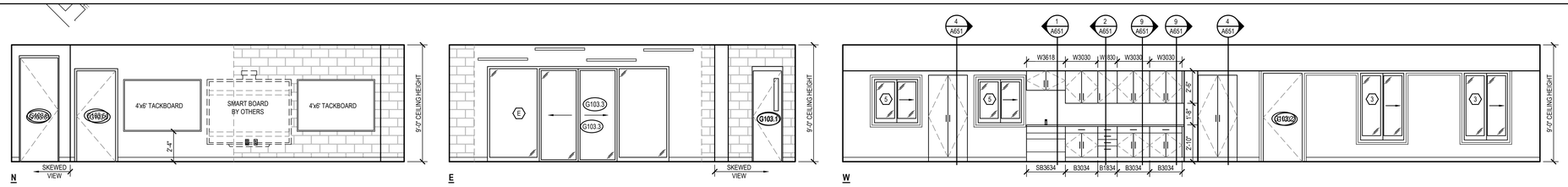

1 A-500 INTERIOR ELEVATIONS - MULTI-PURPOSE LAB - RM. G103

SCALE: 1/4" = 1'-0"

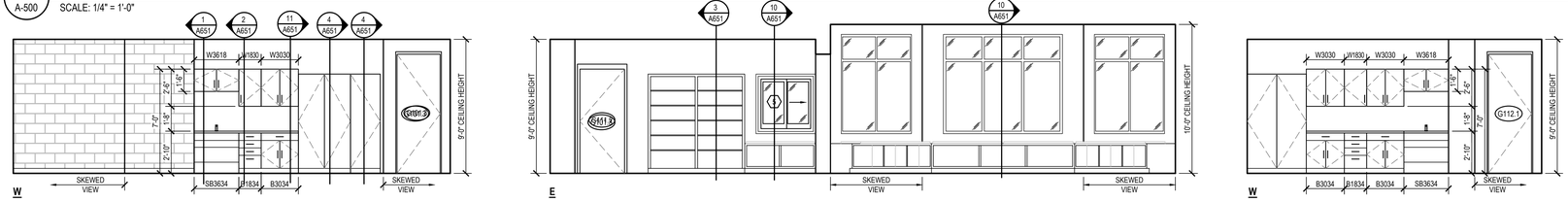

2 A-500 INTERIOR ELEVATIONS - SPECIAL NEEDS - RM. 101

SCALE: 1/4" = 1'-0"

3 A-500 INTERIOR ELEVATIONS - LIBRARY - RM. G111

SCALE: 1/4" = 1'-0"

7 A-500 INTERIOR ELEVATIONS - SPECIAL NEEDS - RM. G112

SCALE: 1/4" = 1'-0"

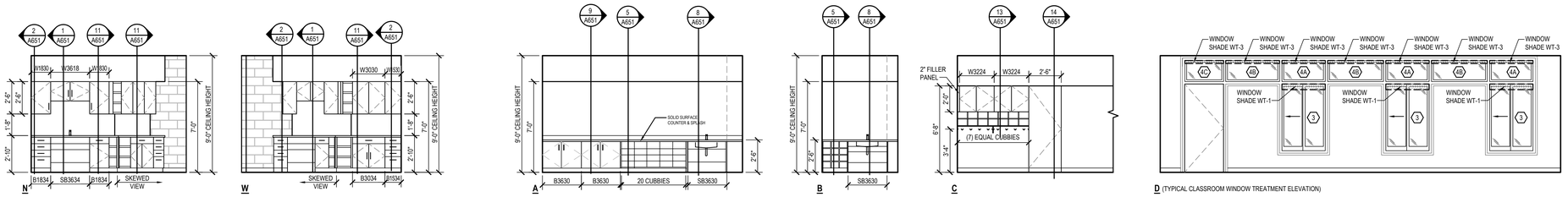

4 A-500 INTERIOR ELEVATIONS - BREAK AREA - RM. G100D

SCALE: 1/4" = 1'-0"

5 A-500 TYPICAL CLASSROOM CASEWORK ELEVATIONS

SCALE: 1/4" = 1'-0"

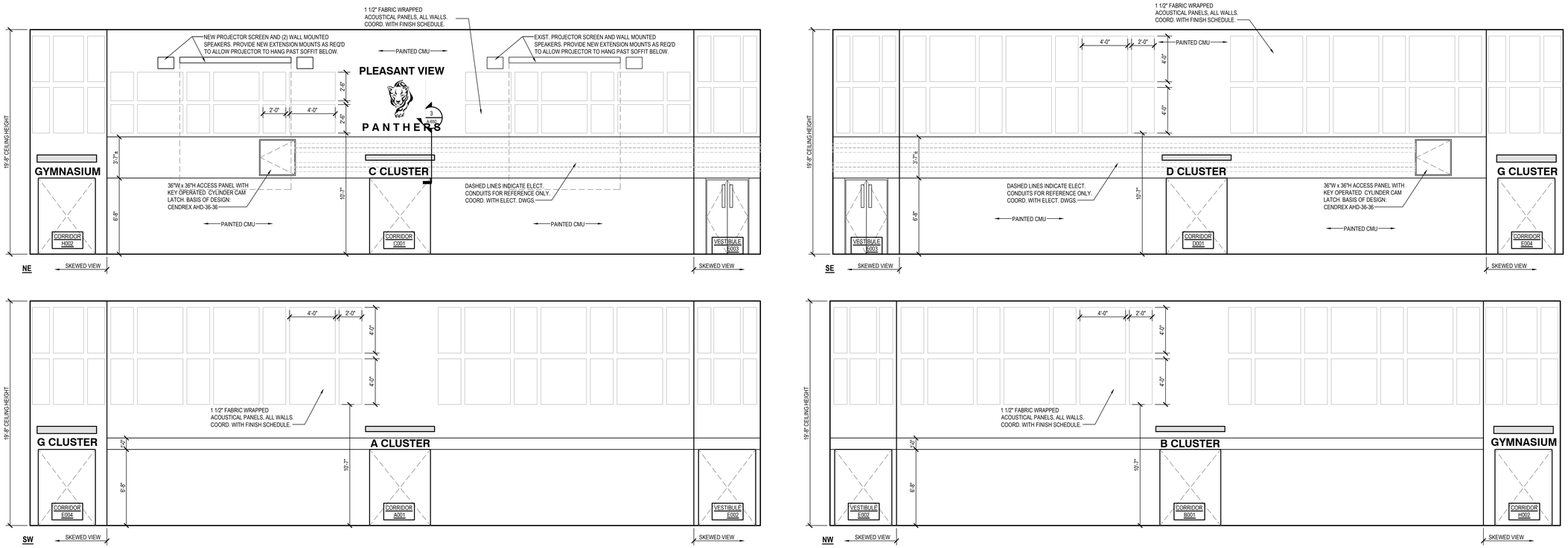

6 A-500 INTERIOR ELEVATIONS - CAFETERIA - RM. E001

SCALE: 1/4" = 1'-0"

THE RECEIVER OF THESE PLANS BY HARD COPY OR ELECTRONIC TRANSMISSION BY USE, THEREOF, UNDERSTANDS AND AGREES AS FOLLOWS: "THE ELECTRONIC DATA TRANSMITTED (TDATA") MAY BE A, ALTERED DURING TRANSIT AND TRANSLATION, "JAED CORPORATION DO NOT WARRANT OR MAKE ANY REPRESENTATIONS WITH RESPECT TO THE ACCURACY OF THE DATA. " THE RECEIVER WILL COMPARE THE DATA WITH AVAILABLE HARD COPIES. "JAED CORPORATION RETAINS ALL OWNERSHIP, COPYRIGHT, AND OTHER INTELLECTUAL PROPERTY INTERESTS IN THE DATA AND INFORMATION ON THE PLANS. " THE RECEIVER WARRANTS THAT IT WILL NOT REPRODUCE OR OTHERWISE MAKE USE OF THE DATA OR PLANS IN ANY ENDEAVOR NOT DIRECTLY RELATED TO THE PROJECT FOR WHICH IT WAS ORIGINALLY PREPARED BY JAED CORPORATION. "THE RECEIVER AGREES TO HOLD JAED CORPORATION HARMLESS AND TO INDEMNIFY JAED CORPORATION FOR ANY DAMAGES SUFFERED BY JAED CORPORATION BASED ON ANY BREACH OF THESE WARRANTIES BY THE RECEIVER OR ANY OF ITS EMPLOYEES, AGENTS OR SUBCONTRACTORS. "

9/20/2022 5:17 PM

STUDIOJAED
ARCHITECTS ◘ ENGINEERS ◘ FACILITIES SOLUTIONS
Website: www.StudioJAED.com
Email: info@StudioJAED.com
MARYLAND OFFICE
213 FRONT STREET, P.O. BOX 754
CHURCHTON, MARYLAND 21625
PROVIDENCE OFFICE
42 WEYBOSSET STREET, SITE 403
PROVIDENCE, RHODE ISLAND 02903
P: (401) 648-0884
DELAWARE OFFICE
2500 WRANGLE HILL ROAD, SITE 110
BEAR, DELAWARE 19701
P: (302) 832-1650
CONSULTANT

THIS DRAWING IS THE PROPERTY OF STUDIOJAED AND IS PREPARED FOR THE EXCLUSIVE USE OF ITS CLIENTS AT THE LOCATION INDICATED. NO OTHER USE IS AUTHORIZED OR INTENDED.

THE PROFESSIONAL SERVICES OF THE ARCHITECT ARE UNDERTAKEN FOR AND ARE PERFORMED IN THE INTEREST OF [NAME OF PERSON EMPLOYING ARCHITECT]. NO CONTRACTUAL OBLIGATION IS ASSUMED BY THE ARCHITECT FOR THE BENEFIT OF ANY OTHER PERSON INVOLVED IN THE PROJECT.

SIGNATURE: _____
DATE OF SIGNATURE: _____
DATE OF REGISTRATION EXPIRATION: _____
ARCHITECT / ENGINEER SEAL

PROJECT

CITY OF PROVIDENCE
RENOVATIONS
AT
PLEASANT VIEW ELEMENTARY SCHOOL
50 OBADIAH BROWN RD
PROVIDENCE, RI 02909

REVISIONS

MARK	DESCRIPTION	DATE

SHEET TITLE

INTERIOR ELEVATIONS

BID DOCUMENTS
SEPTEMBER 19, 2022

DRAWN	CHK'D	PROJECT NO.
BPF	RJC	20041

SHEET NO.

A-500

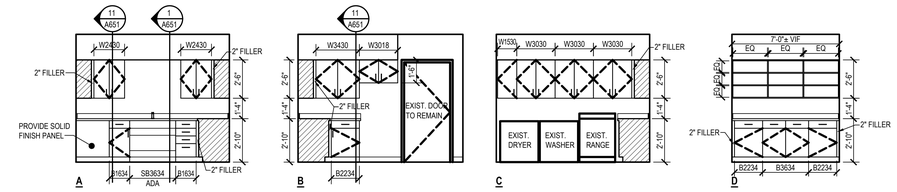

1 A-501 INTERIOR ELEVATIONS - HOME LIVING SUITE - RM. A101

SCALE: 1/4" = 1'-0"

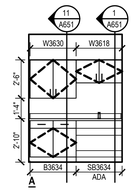

2 A-501 INTERIOR ELEVATIONS - TEACHER'S DINING - RM. B006

SCALE: 1/4" = 1'-0"

THE RECEIVER OF THESE PLANS BY HARD COPY OR ELECTRONIC TRANSMISSION BY USE THEREOF, UNDERSTANDS AND AGREES AS FOLLOWS: - THE ELECTRONIC DATA TRANSMITTED (TDAT) MAY BE ALTERED DURING TRANSIT AND TRANSLATION. - JAEO CORPORATION DO NOT WARRANT OR MAKE ANY REPRESENTATIONS WITH RESPECT TO THE ACCURACY OF THE DATA. - THE RECEIVER WILL COMPARE THE DATA WITH AVAILABLE HARD COPIES. - JAEO CORPORATION WILL NOT ASSUME ANY ACTION TAKEN BASED ON ERRORS IN THE DATA. THE RECEIVER AGREES TO THE FOLLOWING: EXCEPT AS EXPRESSLY PERMITTED BY JAW STUDIOJAED,

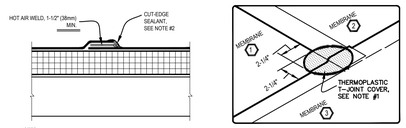

NOTES:

1. WHEN USING 60-MIL TPO OR 80-MIL TPO , APPLY A 4-1/2" (114mm) DIAMETER "T-JOINT" COVER AT ALL FIELD SPLICE INTERSECTIONS.
2. APPROXIMATELY 1/8" (3mm) DIAMETER BEAD OF CUT-EDGE SEALANT IS REQUIRED ON CUT EDGES OF REINFORCED TPO MEMBRANE.

T-JOINT REQUIREMENTS

MEMBRANE		THICKNESS		
		45/50	60	80
A	TPO	N/A	YES	YES

1 / A-600 MEMBRANE SPLICE

SCALE: N.T.S.

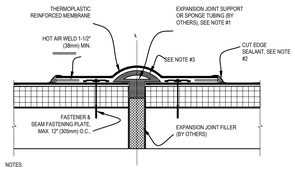

NOTES:

1. WIDTH OF JOINT SHALL BE A MINIMUM OF 3/4" (19mm) AND SHALL NOT EXCEED 2" (75mm).
2. APPROXIMATELY 1/8" (3mm) DIAMETER BEAD OF CUT-EDGE SEALANT IS REQUIRED ON CUT EDGES OF REINFORCED TPO MEMBRANE.
3. MEMBRANE FLASHING SHALL NOT BE ADHERED OVER THE EXPANSION JOINT SUPPORT OR SPONGE TUBING.

2 / A-600 DECK TO DECK EXPANSION DETAIL

SCALE: N.T.S.

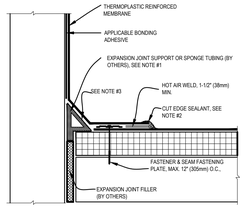

NOTES:

1. WIDTH OF JOINT SHALL BE A MINIMUM OF 3/4" (19mm) AND SHALL NOT EXCEED 2" (51mm).
2. APPROXIMATELY 1/8" (3mm) DIAMETER BEAD OF CUT-EDGE SEALANT IS REQUIRED ON CUT EDGES OF REINFORCED TPO MEMBRANE.
3. MEMBRANE FLASHING SHALL NOT BE ADHERED OVER THE EXPANSION JOINT SUPPORT OR SPONGE TUBING..

3 / A-600 DECK TO WALL EXPANSION DETAIL

SCALE: N.T.S.

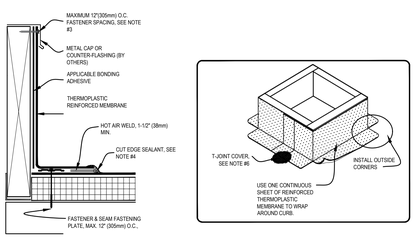

NOTES:

1. WHEN USING TPO MEMBRANE, BONDING ADHESIVE IS NOT REQUIRED WHEN THE FLASHING HEIGHT IS 12" (305mm) OR LESS AND THE MEMBRANE IS FASTENED "AS SHOWN" ON TOP OF THE CURB. WHEN CARLISLE TERMINATION BAR IS USED BEHIND/IN THE COUNTER-FLASHING, BONDING ADHESIVE CAN BE ELIMINATED WHEN THE MEMBRANE HEIGHT IS 18" (457mm) OR LESS.
2. APPLICABLE BONDING ADHESIVE FOR PVC OR TPO. IN CASE OF TPO, CAV-GRIP ADHESIVE MAY ALSO BE USED ON VERTICAL PORTION.
3. WHEN MECHANICAL FASTENERS ARE USED TO PENETRATE THE METAL COUNTER-FLASHING, USE EPDM WASHERS, APPLY WATER CUT-OFF MASTIC UNDER THE COUNTER-FLASHING OR CAULK THE FASTENER HEADS.
4. APPROXIMATELY 1/8" (3mm) DIAMETER BEAD OF CUT-EDGE SEALANT IS REQUIRED ON CUT EDGES OF REINFORCED TPO MEMBRANE.
5. MECHANICAL SECUREMENT MAY BE INSTALLED INTO THE VERTICAL SUBSTRATE.
6. WHEN USING 80 MIL (2.03mm) THICK CURB FLASHING, THE INTERSECTIONS BETWEEN SPLICES MUST OVERLAID WITH A THERMOPLASTIC "T-JOINT" COVER.

4 / A-600 CURB FLASHING DETAIL

SCALE: N.T.S.

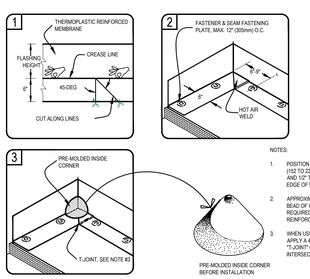

NOTES:

1. POSITION FASTENING PLATES 6"(152mm) FROM THE CORNER AND 1/2" TO 1" (13 TO 25mm) FROM EDGE OF MEMBRANE.
2. APPROXIMATELY 1/8" (3mm) DIAMETER BEAD OF CUT-EDGE SEALANT IS REQUIRED ON CUT EDGES OF REINFORCED TPO MEMBRANE.
3. WHEN USING 60 OR 80-MIL MEMBRANE, APPLY A 4-1/2" (114mm) DIAMETER "T-JOINT" COVER AT ALL FIELD SPLICE INTERSECTIONS.

5 / A-600 PRE-MOLDED INSIDE CORNER FLASHING

SCALE: N.T.S.

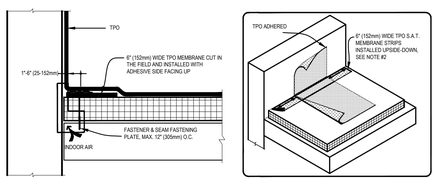

NOTES:

1. UTILIZE FOAM OR OTHER METHOD TO PREVENT INFILTRATION OF INDOOR AIR INTO ROOF SYSTEM.
2. CONTRACTOR TO CUT SAT STRIPS IN THE FIELD.

6 / A-600 PARAPET FLASHING PRESSURE SENSITIVE RUSS

SCALE: N.T.S.

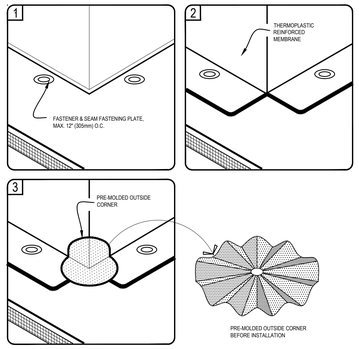

NOTES:

1. POSITION FASTENING PLATES 6"(152mm) FROM THE CORNER AND 1/2" TO 1" (13 TO 25mm) FROM EDGE OF MEMBRANE.
2. APPROXIMATELY 1/8" (3mm) DIAMETER BEAD OF CUT-EDGE SEALANT IS REQUIRED ON CUT EDGES OF REINFORCED TPO MEMBRANE.

7 / A-600 PRE-MOLDED OUTSIDE CORNER FLASHING

SCALE: N.T.S.

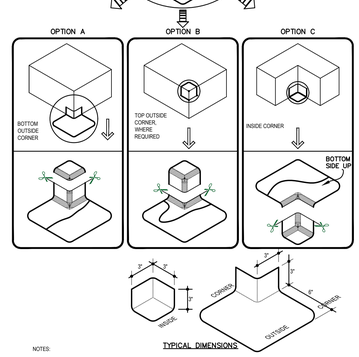

NOTES:

1. ROOF SYSTEMS MUST NOT HAVE FIELD FABRICATED OR BUILT-IN CANT STRIP.

8 / A-600 UNIVERSAL CORNERS INSIDE & OUTSIDE

SCALE: N.T.S.

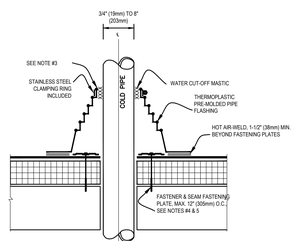

NOTES:

1. REMOVE ALL EXISTING LEAD AND FLASHING MATERIAL BEFORE INSTALLING PRE-MOLDED PIPE FLASHING.
2. TEMPERATURE OF THE PIPE PENETRATION MUST NOT EXCEED 140°F (60°C) WHEN USING PVC AND 160°F (71°C) WHEN USING TPO FLASHING.
3. PIPE SEAL MUST HAVE INTACT RIB AT TOP EDGE, REGARDLESS OF PIPE DIAMETER.
4. INSTALL A MINIMUM OF 4 FASTENERS AND PLATES AROUND THE PIPE, EQUALLY SPACED. IF FASTENERS AND PLATES CANNOT BE INSTALLED AS SHOWN, THEY MAY ALSO BE POSITIONED OUTSIDE THE PIPE MAXIMUM 12" (305mm) O.C. AND FLASHED WITH THERMOPLASTIC REINFORCED MEMBRANE / TPO CUT-EDGE SEALANT.
5. FASTENERS AND PLATES ARE NOT REQUIRED ON ADHERED SYSTEMS UNLESS PIPE DIAMETER EXCEEDS 18" (457mm).

9 / A-600 PRE-MOLDED PIPE FLASHING

SCALE: N.T.S.

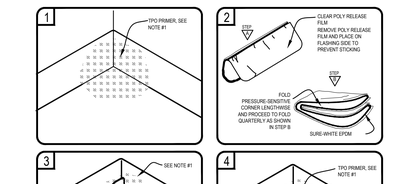

NOTE:

1. TPO PRIMER MUST BE APPLIED TO ALL SPLICE AREAS AND FOR EACH LAYER OF PRESSURE-SENSITIVE FLASHING.

10 / A-600 INSIDE CORNER - PRE-CUT PRESSURE SENSITIVE FLASHING

SCALE: N.T.S.

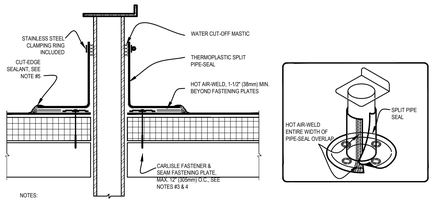

NOTES:

1. REMOVE ALL EXISTING LEAD AND FLASHING MATERIAL BEFORE INSTALLING SPLIT PIPE FLASHING.
2. TEMPERATURE OF THE PIPE PENETRATION MUST NOT EXCEED 140°F (60°C) WHEN USING PVC AND 160°F (71°C) WHEN USING TPO.
3. INSTALL A MINIMUM OF 4 FASTENERS AND PLATES AROUND THE PIPE, EQUALLY SPACED. IF FASTENERS AND PLATES CANNOT BE INSTALLED AS SHOWN, THEY MAY ALSO BE POSITIONED OUTSIDE THE PIPE MAXIMUM 12" (305mm) O.C. AND FLASHED WITH THERMOPLASTIC REINFORCED MEMBRANE/CUT-EDGE SEALANT. REFER TO
4. FASTENERS AND PLATES ARE NOT REQUIRED ON ADHERED SYSTEMS UNLESS PIPE DIAMETER EXCEEDS 18" (457mm).

11 / A-600 FIELD FABRICATED SQUARE TUBE

SCALE: N.T.S.

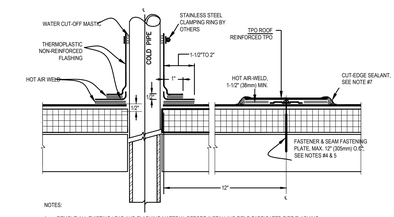

NOTES:

1. REMOVE ALL EXISTING LEAD AND FLASHING MATERIAL BEFORE INSTALLING FIELD FABRICATED PIPE FLASHING.
2. TEMPERATURE OF THE PIPE PENETRATION MUST NOT EXCEED 140°F (60°C) WHEN USING PVC AND 160°F (71°C) WHEN USING TPO FLASHING.
3. THERMOPLASTIC NON-REINFORCED FLASHING WRAPPED AROUND PIPE SHALL HAVE MINIMUM 1-1/2" (38mm) VERTICAL HOT AIR WELD.
4. INSTALL A MINIMUM OF 4 SEAM FASTENING PLATES FOR PIPES WITH A DIAMETER UP TO 6" (152mm). ADDITIONAL SEAM FASTENING PLATES WILL BE REQUIRED FOR PIPES GREATER THAN 6" (152mm) IN DIAMETER AND SHALL BE SPACED 12" (305mm) ON CENTER MAXIMUM.
5. FASTENERS/PLATES ARE NOT REQUIRED ON ADHERED SYSTEMS UNLESS PIPE DIAMETER EXCEEDS 18" (500mm).
6. APPROXIMATELY 1/8" (3mm) DIAMETER BEAD OF CUT-EDGE SEALANT IS REQUIRED ON CUT EDGES OF REINFORCED TPO MEMBRANE.

12 / A-600 FIELD FABRICATED PIPE FLASHING

SCALE: N.T.S.

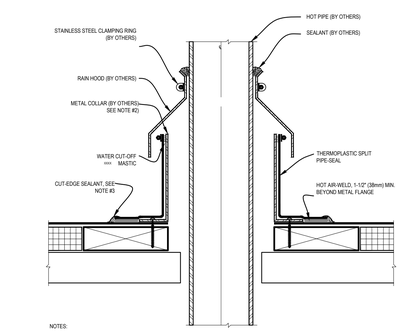

NOTES:

1. REMOVE ALL EXISTING LEAD AND FLASHING MATERIAL BEFORE INSTALLING PIPE FLASHING.
2. TEMPERATURE OF THE METAL COLLAR MUST NOT EXCEED 140°F (60°C) WHEN USING PVC AND 160°F (71°C) WHEN USING TPO.
3. APPROXIMATELY 1/8" (3mm) DIAMETER BEAD OF CUT-EDGE SEALANT IS REQUIRED ON CUT EDGES OF REINFORCED TPO MEMBRANE.
4. REGARDLESS OF THE FIELD MEMBRANE THICKNESS, THERMOPLASTIC "T-JOINT" COVERS ARE REQUIRED OVER THE SPLICE INTERSECTIONS OF THE SPLIT PIPE SEAL. IF PRE-FABRICATED SPLIT PIPE SEAL IS A "CFA" LABELED PART, NO "T-JOINT" COVERS ARE REQUIRED.

13 / A-600 HOT PIPE FLASHING

SCALE: N.T.S.

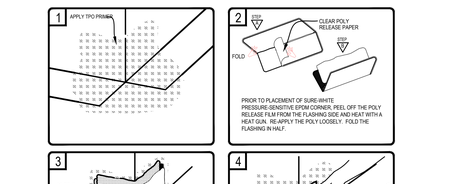

14 / A-600 OUTSIDE CORNER - PRE-CUT PRESSURE SENSITIVE FLASHING

SCALE: N.T.S.

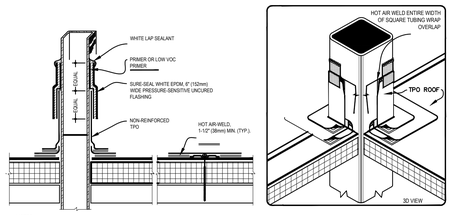

NOTES:

1. REMOVE ALL EXISTING LEAD AND FLASHING MATERIAL BEFORE INSTALLING PRE-FABRICATED SQUARE TUBE WRAP.
2. CARLISLE FASTENERS & SEAM FASTENING PLATES FOR MECHANICALLY FASTENED SYSTEM (NOT REQUIRED ON ADHERED SYSTEM), SEE TABLE ABOVE.
3. REGARDLESS OF THE FIELD MEMBRANE THICKNESS, THERMOPLASTIC "T-JOINT" COVERS ARE REQUIRED OVER THE SPLICE INTERSECTIONS OF THE SPLIT PIPE SEAL. IF PRE-FABRICATED SPLIT PIPE SEAL IS A "CFA" LABELED PART, NO "T-JOINT" COVERS ARE REQUIRED.

15 / A-600 FIELD FABRICATED SQUARE TUBE

SCALE: N.T.S.

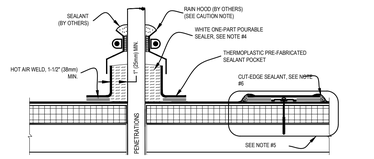

NOTES:

1. TEMPERATURE OF PIPE MUST NOT EXCEED 160° F (71° C).
2. WHEN USING TPO MOLDED SEALANT POCKET, TPO PRIMER MUST BE APPLIED TO ALL INSIDE SURFACES AND PENETRATIONS PRIOR TO FILLING WITH SEALANT. WHEN USING PVC SEALANT POCKET, CLEAN THE POCKET WITH PVC CLEANER, APPLY TPO PRIMER TO PENETRATION(S) ONLY.
3. WHEN USING TPO SEALANT POCKET, APPLY TPO PRIMER TO THE TPO MEMBRANE AND PENETRATION(S) SURFACES ONLY. DO NOT APPLY TPO PRIMER TO THE GALVANIZED METAL SURFACE ON THE INSIDE OF THE SEALANT POCKET.
4. FILL POCKET COMPLETELY WITH WHITE ONE-PART POURABLE SEALER UNTIL RIM IS COVERED WITH SEALANT; ENSURE ALL VOIDS ARE FILLED.
5. ON MECHANICALLY-ATTACHED SYSTEMS, INSTALL A MINIMUM OF 4 FASTENING PLATES AROUND SEALANT POCKETS WITH A DIAMETER UP TO 6" (152mm). ADDITIONAL FASTENING PLATES WILL BE REQUIRED FOR SEALANT POCKETS GREATER THAN 6" IN DIAMETER AND SHALL BE SPACED 12" (305mm) ON CENTER MAXIMUM. FASTENERS/PLATES ARE NOT REQUIRED ON ADHERED SYSTEMS UNLESS SEALANT POCKET DIAMETER EXCEEDS 12" (305mm)
6. APPROXIMATELY 1/8" (3mm) DIAMETER BEAD OF CUT-EDGE SEALANT IS REQUIRED ON CUT EDGES OF REINFORCED TPO MEMBRANE.

16 / A-600 PRE-FABRICATED SEALANT POCKET

SCALE: N.T.S.

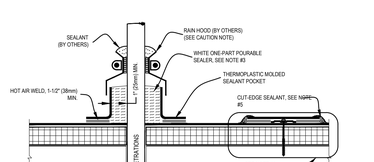

NOTES:

1. TEMPERATURE OF PIPE MUST NOT EXCEED 160° F (71° C).
2. WHEN USING TPO MOLDED SEALANT POCKET, TPO PRIMER MUST BE APPLIED TO ALL INSIDE SURFACES AND PENETRATIONS PRIOR TO FILLING WITH SEALANT. WHEN USING PVC MOLDED SEALANT POCKET, CLEAN THE POCKET WITH PVC AND KEE HP CLEANER, APPLY TPO PRIMER TO PENETRATION(S) ONLY.
3. FILL POCKET COMPLETELY WITH WHITE ONE-PART POURABLE SEALER UNTIL RIM IS COVERED WITH SEALANT; ENSURE ALL VOIDS ARE FILLED.
4. ON MECHANICALLY FASTENED SYSTEMS, INSTALL A MINIMUM OF 4 FASTENING PLATES AROUND SEALANT POCKETS WITH A DIAMETER UP TO 6" (152mm). ADDITIONAL FASTENING PLATES WILL BE REQUIRED FOR SEALANT POCKETS GREATER THAN 6" IN DIAMETER AND SHALL BE SPACED 12" (305 mm) ON CENTER MAXIMUM.
5. APPROXIMATELY 1/8" (3mm) DIAMETER BEAD OF CUT-EDGE SEALANT IS REQUIRED ON CUT EDGES OF REINFORCED TPO MEMBRANE.

17 / A-600 MOLDED SEALANT POCKET

SCALE: N.T.S.

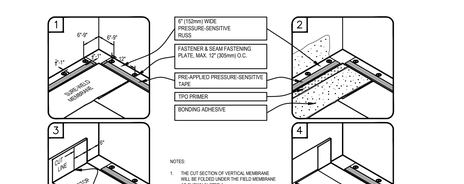

NOTES:

1. THE CUT SECTION OF VERTICAL MEMBRANE WILL BE FOLDED UNDER THE FIELD MEMBRANE AS SHOWN IN STEP 4

18 / A-600 PARAPET FLASHING PRESSURE SENSITIVE RUSS

SCALE: N.T.S.

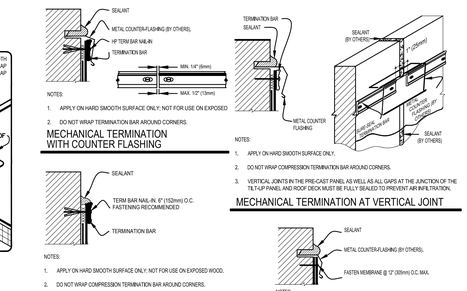

NOTES:

1. APPLY ON HARD SMOOTH SURFACE ONLY; NOT FOR USE ON EXPOSED
2. DO NOT WRAP TERMINATION BAR AROUND CORNERS.

MECHANICAL TERMINATION WITH COUNTER FLASHING

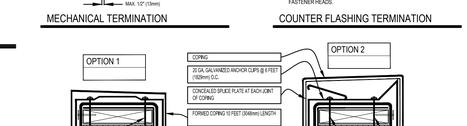

NOTES:

1. APPLY ON HARD SMOOTH SURFACE ONLY; NOT FOR USE ON EXPOSED WOOD.
2. DO NOT WRAP COMPRESSION TERMINATION BAR AROUND CORNERS.
3.

MECHANICAL TERMINATION

NOTES:

1. APPLY ON HARD SMOOTH SURFACE ONLY.
2. DO NOT WRAP COMPRESSION TERMINATION BAR AROUND CORNERS.
3. VERTICAL JOINTS IN THE PRE-CAST PANEL AS WELL AS ALL GAPS AT THE JUNCTION OF THE TILT-UP PANEL AND ROOF DECK MUST BE FULLY SEALED TO PREVENT AIR INFILTRATION.

MECHANICAL TERMINATION AT VERTICAL JOINT

NOTES:

1. WHEN MECHANICAL FASTENERS ARE USED TO PENETRATE THE METAL COUNTER-FLASHING, USE EPDM WASHERS, APPLY WATER CUT-OFF MASTIC UNDER THE COUNTER-FLASHING OR CAULK THE FASTENER HEADS.

COUNTER FLASHING TERMINATION

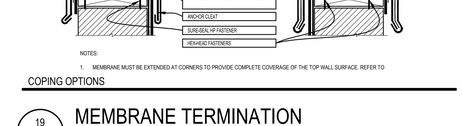

NOTES:

1. MEMBRANE MUST BE EXTENDED AT CORNERS TO PROVIDE COMPLETE COVERAGE OF THE TOP WALL SURFACE. REFER TO

COPING OPTIONS

19 / A-600 MEMBRANE TERMINATION

SCALE: N.T.S.

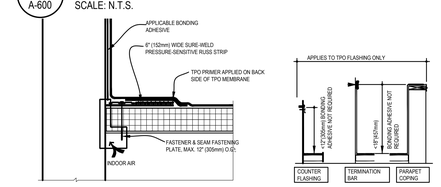

NOTES:

1.1. TO BLOCK INDOOR AIR INFILTRATION AND HUMIDITY AT THE JUNCTION

1.2. WHERE ROOF SYSTEM IS DESIGNED WITH A VAPOR RETARDER

IN CASE WHERE FASTENERS MUST BE FASTENED INTO THE VERTICAL SURFACE, CARE MUST BE TAKEN TO CREASE THE MEMBRANE TIGHTLY INTO THE ANGLE CHANGE. PLACING THE PLATES TIGHT INTO THE ANGLE CHANGE WILL HELP HOLD THE MEMBRANE IN THE PROPER POSITION.

20 / A-600 PARAPET FLASHING PRESSURE SENSITIVE RUSS

SCALE: N.T.S.

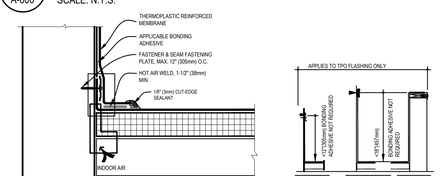

NOTES:

1.1. TO BLOCK INDOOR AIR INFILTRATION AND HUMIDITY AT THE JUNCTION

1.2. WHERE ROOF SYSTEM IS DESIGNED WITH A VAPOR RETARDER

IN CASE WHERE FASTENERS MUST BE FASTENED INTO THE VERTICAL SURFACE, CARE MUST BE TAKEN TO CREASE THE MEMBRANE TIGHTLY INTO THE ANGLE CHANGE. PLACING THE PLATES TIGHT INTO THE ANGLE CHANGE WILL HELP HOLD THE MEMBRANE IN THE PROPER POSITION.

21 / A-600 PARAPET FLASHING - FASTENED

SCALE: N.T.S.

THE DESIGNS OF THESE PLANS BY STUDIO JAED, LLC ("STUDIO JAED") ARE COPYRIGHT AND OTHER INTELLECTUAL PROPERTY INTERESTS IN THE DATA AND INFORMATION ON THE PLANS. THE RECIPIENT WARRANTS THAT IT WILL NOT REPRODUCE OR OTHERWISE MAKE USE OF THE DATA OR PLANS IN ANY ENDEAVOR NOT DIRECTLY RELATED TO THE PROJECT FOR WHICH THEY WERE PROVIDED. THE RECIPIENT SHALL MAKE NO CLAIM WHATSOEVER THAT STUDIO JAED, LLC, OR ANY PERSON ACTING ON ITS BEHALF, IS RESPONSIBLE FOR THE ACCURACY OF THE DATA, THE RECIPIENT WILL COMPARE THE DATA WITH HARD COPY PLANS AND SPECIFICATIONS PREPARED BY STUDIO JAED, LLC AND REPRESENTATIVES OF STUDIO JAED, LLC SHALL BE PROMPTLY NOTIFIED OF ANY DISCREPANCIES. STUDIO JAED, LLC, ITS EMPLOYEES AND CONSULTANTS SHALL BE INDEMNIFIED AND HELD HARMLESS BY THE RECIPIENT AND ITS AGENTS AND EMPLOYEES FROM ANY AND ALL CLAIMS ARISING FROM THE MODIFICATION OR MISUSE BY THE RECIPIENT OR ANY PERSON ACTING ON THE RECIPIENT'S BEHALF OF THE DATA PROVIDED HEREUNDER. ANY CONSTRUCTION OR OTHER PROJECT WHICH IS NOT EXPRESSLY THE SUBJECT OF THESE PLANS AND SPECIFICATIONS PREPARED BY STUDIO JAED, LLC SHALL BE CONSIDERED TO BE A DERIVATIVE WORK AND THE EXCLUSIVE PROPERTY OF STUDIO JAED, LLC. THE RECIPIENT AGREES THAT ANY USE OF THE DESIGNS, PLANS AND SPECIFICATIONS OTHER THAN THEIR INTENDED PURPOSE SHALL BE AT THE RECIPIENT'S SOLE RISK AND WITHOUT LIABILITY OR LEGAL EXPOSURE TO STUDIO JAED, LLC AND RECIPIENT SHALL INDEMNIFY AND HOLD HARMLESS STUDIO JAED, LLC AND ITS OFFICERS, EMPLOYEES AND CONSULTANTS AGAINST ALL DAMAGES, LIABILITIES OR COSTS, INCLUDING REASONABLE ATTORNEY'S FEES AND DEFENSE COSTS, ARISING OUT OF OR IN CONNECTION WITH SUCH UNAUTHORIZED USE. STUDIO JAED, LLC SHALL ALSO BE DEFENDED, INDEMNIFIED AND HELD HARMLESS FROM ANY AND ALL CLAIMS ARISING FROM MODIFICATIONS TO THE PLANS AND SPECIFICATIONS MADE BY ANY PERSON OTHER THAN STUDIO JAED, LLC OR PERSONS ACTING UNDER THE DIRECTION AND CONTROL OF STUDIO JAED, LLC, WHERE THE CLAIM WOULD HAVE BEEN AVOIDED BY THE ABSENCE OF SUCH MODIFICATIONS. THE RECIPIENT ACKNOWLEDGES AND AGREES THAT THE ELECTRONIC DATA ("DATA") PROVIDED TO IT MAY BE ALTERED, EITHER INTENTIONALLY OR UNINTENTIONALLY, AFTER THE DATA HAS BEEN DELIVERED TO THE RECIPIENT. STUDIO JAED, LLC DISCLAIMS ANY RESPONSIBILITY FOR ANY ALTERATIONS MADE TO THE DATA AFTER THE DATA LEAVES THE POSSESSION OF STUDIO JAED, LLC. STUDIO JAED, LLC SPECIFICALLY DISCLAIMS ANY RESPONSIBILITY FOR ANY ALTERATIONS MADE TO THE DATA BY THE RECIPIENT OR BY ANY OTHER PERSON OR ENTITY WHO MAY HAVE GAINED ACCESS TO THE DATA FROM OR THROUGH THE RECIPIENT. THE RECIPIENT ACKNOWLEDGES AND AGREES THAT IT IS RESPONSIBLE FOR CONFIRMING THE ACCURACY OF THE DATA PROVIDED TO IT BY STUDIO JAED, LLC AND FOR CONFIRMING THAT THE DATA HAS NOT BEEN ALTERED IN ANY WAY FROM THE DATA PROVIDED BY STUDIO JAED, LLC. STUDIO JAED, LLC DISCLA

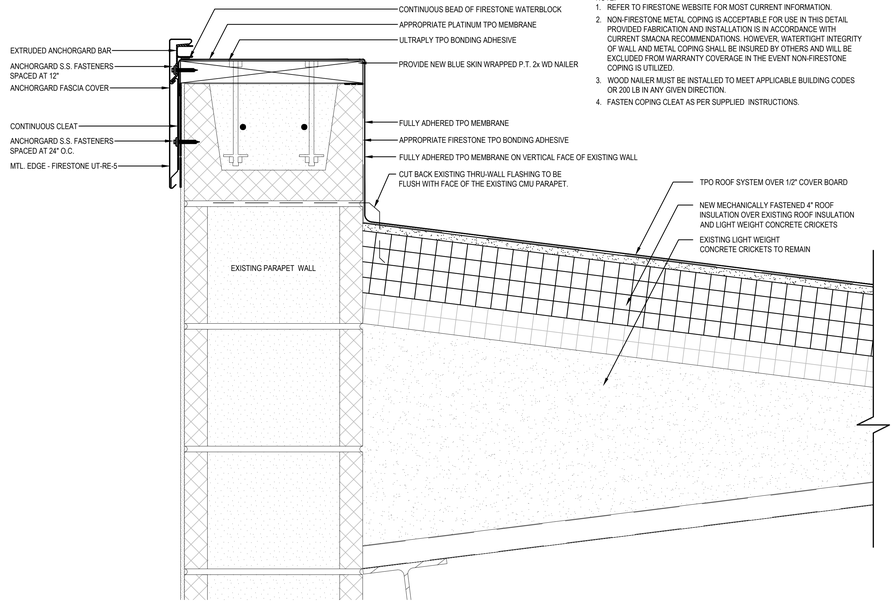

NOTE:
1. REFER TO FIRESTONE WEBSITE FOR MOST CURRENT INFORMATION.
2. NON-FIRESTONE METAL COPING IS ACCEPTABLE FOR USE IN THIS DETAIL PROVIDED FABRICATION AND INSTALLATION IS IN ACCORDANCE WITH CURRENT SMACNA RECOMMENDATIONS. HOWEVER, WATERTIGHT INTEGRITY OF WALL AND METAL COPING SHALL BE INSURED BY OTHERS AND WILL BE EXCLUDED FROM WARRANTY COVERAGE IN THE EVENT NON-FIRESTONE COPING IS UTILIZED.
3. WOOD NAILER MUST BE INSTALLED TO MEET APPLICABLE BUILDING CODES OR 200 LB IN ANY GIVEN DIRECTION.
4. FASTEN COPING CLEAT AS PER SUPPLIED INSTRUCTIONS.

1 A-601 TYPICAL PARAPET COPING DETAIL
SCALE: 3"=1'-0"

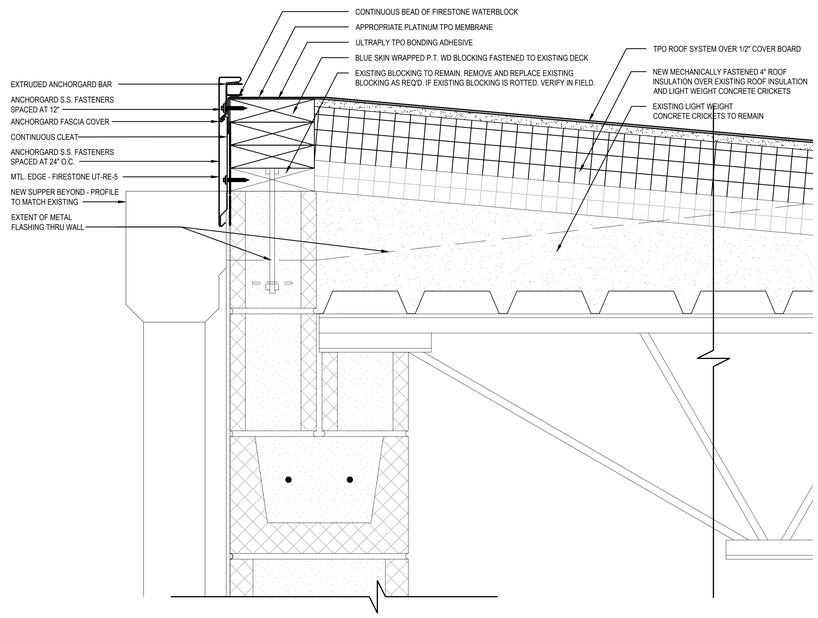

2 A-601 TYPICAL HIGH ROOF EDGE DETAIL
SCALE: 3"=1'-0"

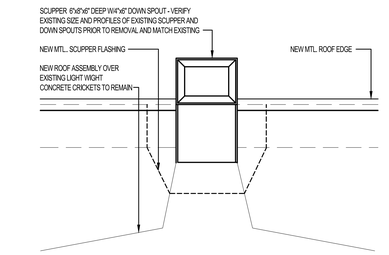

3 A-601 SCUPPER PLAN
SCALE: 1 1/2"=1'-0"

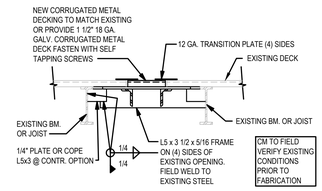

4 A-601 TYPICAL ROOF DECK INFILL DETAIL
SCALE: 3/4"=1'-0"

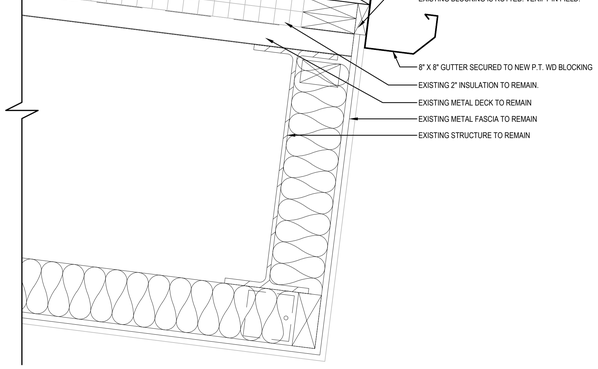

5 A-601 TYPICAL SLOPED ROOF DRIP EDGE / GUTTER DETAIL
SCALE: 3"=1'-0"

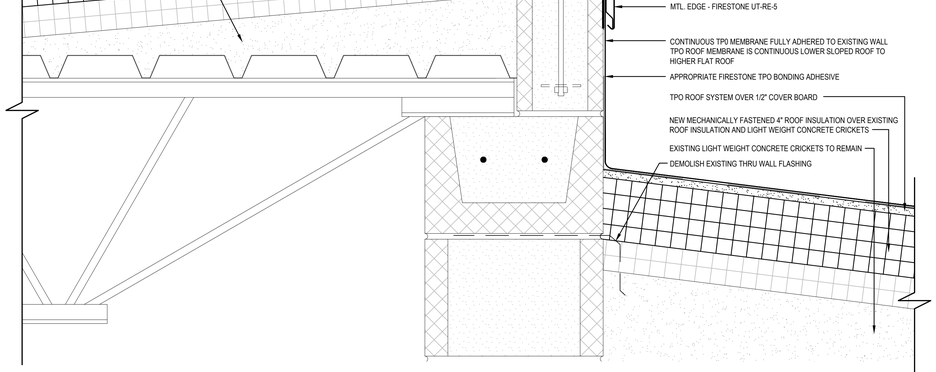

6 A-601 TYPICAL ROOF DETAIL - CONTINUOUS ROOF MEMBRANE @ ROOF EDGE
SCALE: 3"=1'-0"

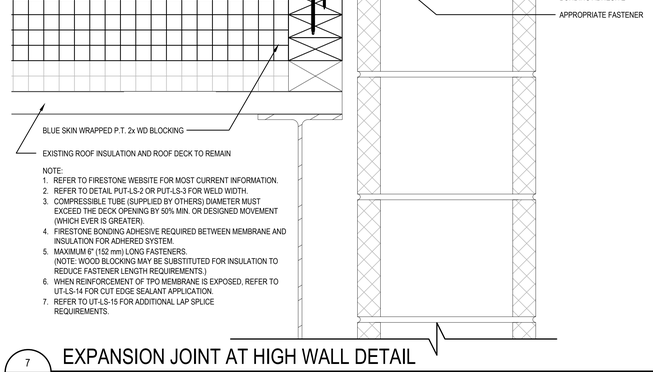

NOTE:
1. REFER TO FIRESTONE WEBSITE FOR MOST CURRENT INFORMATION.
2. REFER TO DETAIL PUT-LS-2 OR PUT-LS-3 FOR WELD WIDTH.
3. COMPRESSIBLE TUBE (SUPPLIED BY OTHERS) DIAMETER MUST EXCEED THE DECK OPENING BY 50% MIN. OR DESIGNED MOVEMENT (WHICH EVER IS GREATER).
4. FIRESTONE BONDING ADHESIVE REQUIRED BETWEEN MEMBRANE AND INSULATION FOR ADHERED SYSTEM.
5. MAXIMUM 6" (152 mm) LONG FASTENERS. (NOTE: WOOD BLOCKING MAY BE SUBSTITUTED FOR INSULATION TO REDUCE FASTENER LENGTH REQUIREMENTS.)
6. WHEN REINFORCEMENT OF TPO MEMBRANE IS EXPOSED, REFER TO UT-LS-14 FOR CUT EDGE SEALANT APPLICATION.
7. REFER TO UT-LS-15 FOR ADDITIONAL LAP SPLICE REQUIREMENTS.

7 A-601 EXPANSION JOINT AT HIGH WALL DETAIL
SCALE: 3"=1'-0"

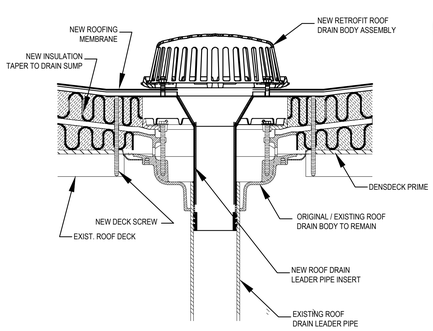

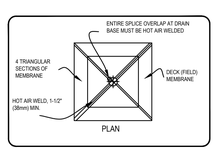

8 A-601 TYPICAL ROOF DRAIN INSERT DETAIL
SCALE: N.T.S.

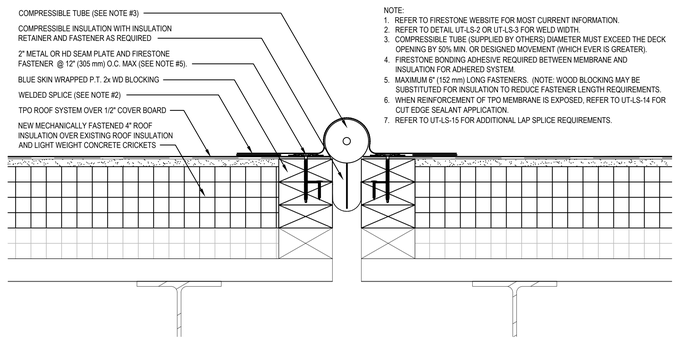

NOTE:
1. REFER TO FIRESTONE WEBSITE FOR MOST CURRENT INFORMATION.
2. REFER TO DETAIL UT-LS-2 OR UT-LS-3 FOR WELD WIDTH.
3. COMPRESSIBLE TUBE (SUPPLIED BY OTHERS) DIAMETER MUST EXCEED THE DECK OPENING BY 50% MIN. OR DESIGNED MOVEMENT (WHICH EVER IS GREATER).
4. FIRESTONE BONDING ADHESIVE REQUIRED BETWEEN MEMBRANE AND INSULATION FOR ADHERED SYSTEM.
5. MAXIMUM 6" (152 mm) LONG FASTENERS. (NOTE: WOOD BLOCKING MAY BE SUBSTITUTED FOR INSULATION TO REDUCE FASTENER LENGTH REQUIREMENTS.
6. WHEN REINFORCEMENT OF TPO MEMBRANE IS EXPOSED, REFER TO UT-LS-14 FOR CUT EDGE SEALANT APPLICATION.
7. REFER TO UT-LS-15 FOR ADDITIONAL LAP SPLICE REQUIREMENTS.

9 A-601 EXPANSION JOINT ROOF TO ROOF DETAIL
SCALE: 3"=1'-0"

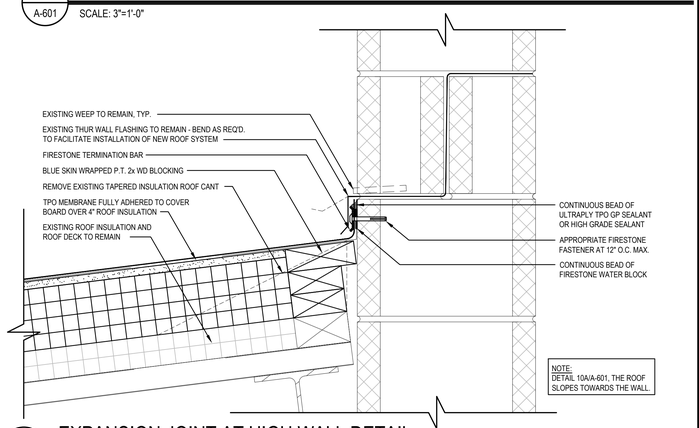

NOTE:
DETAIL 10A/A-601, THE ROOF SLOPES TOWARDS THE WALL.

10 A-601 EXPANSION JOINT AT HIGH WALL DETAIL
SCALE: 3"=1'-0"

STUDIO JAED
ARCHITECTS ◘ ENGINEERS ◘ FACILITIES SOLUTIONS
Website: www.StudioJAED.com
Email: Info@StudioJAED.com
MARYLAND OFFICE
213 FRONT STREET, P.O. BOX 254
CRUMPTON, MARYLAND 21628
PROVIDENCE OFFICE
10 DORRANCE STREET, STE. 700
PROVIDENCE, RHODE ISLAND 02903
CORPORATE HEADQUARTERS
2500 WRANGLE HILL ROAD, STE. 110
BEAR, DELAWARE 19701
P: (302) 832-1422 F: (302) 832-1423

CONSULTANT

This drawing is the property of StudioJAED and is prepared for the exclusive use of its clients at the location indicated. No other use is authorized or intended.

ARCHITECT / ENGINEER SEAL

PROJECT
PROVIDENCE PUBLIC SCHOOLS
RENOVATIONS
AT
PLEASANT VIEW ELEMENTARY SCHOOL
50 OBADIAH BROWN RD
PROVIDENCE, RI 02909

REVISIONS

MARK	DESCRIPTION	DATE

SHEET TITLE
ROOF DETAILS

BID DOCUMENTS
SEPTEMBER 19, 2022

DRAWN	CHK'D	PROJECT NO.
ABD	PG	20041

SHEET NO.
A-601

THE DESIGNS OF THESE PLANS AND COPY WE ELECTRONIC TRANSMISSION BY US THEREOF HEREWITH ARE AND SHALL REMAIN OUR PROPERTY. EACH COPY WE ALTERED DURING TRANSMITTED COPY SHALL BE ALTERED DURING TRANSMITTED COPY SHALL BE ALTERED DURING TRANSMITTED COPY SHALL B

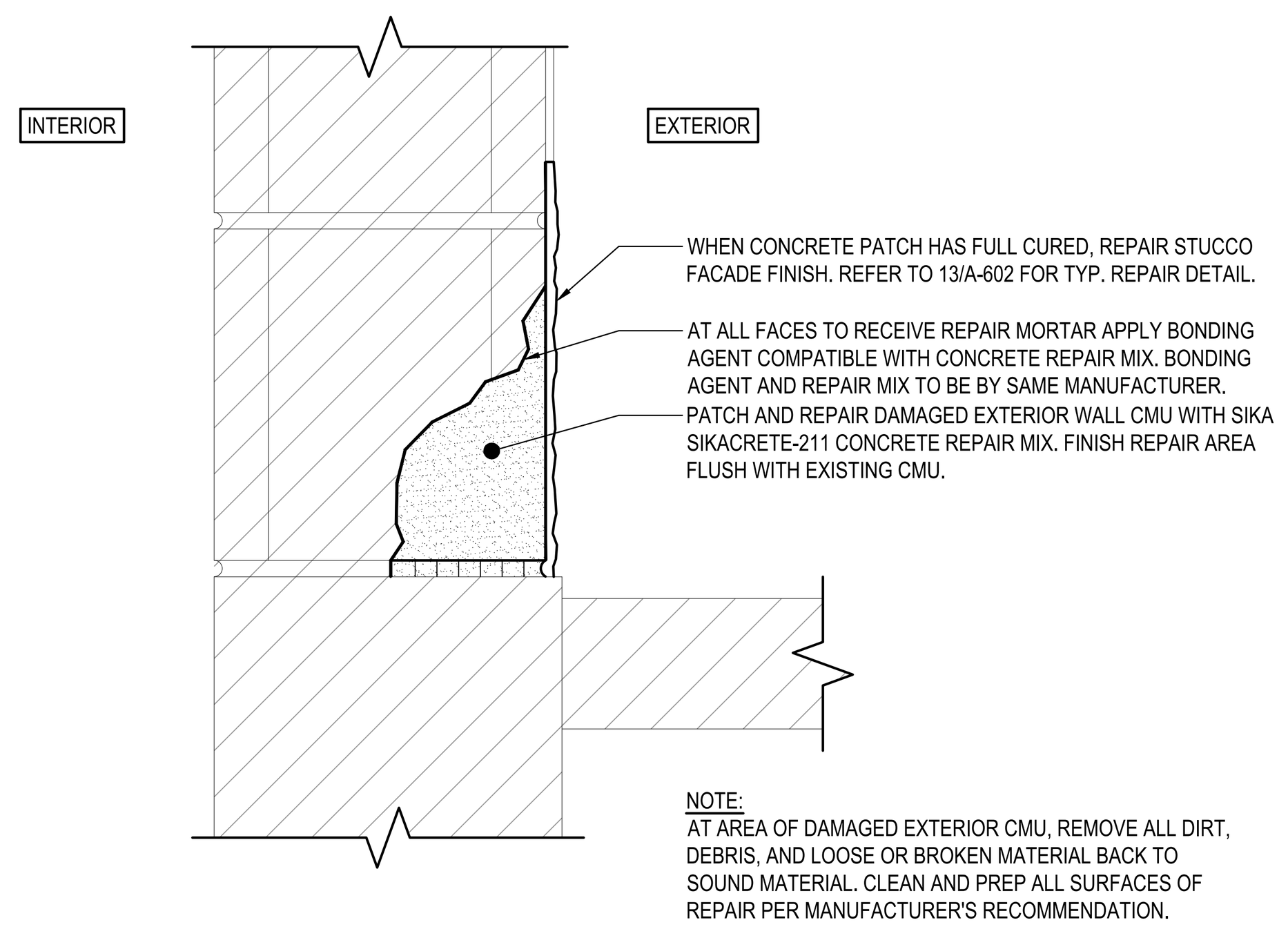

1 / A-602 — TYP. CMU WALL REPAIR
SCALE: 3" = 1'-0"

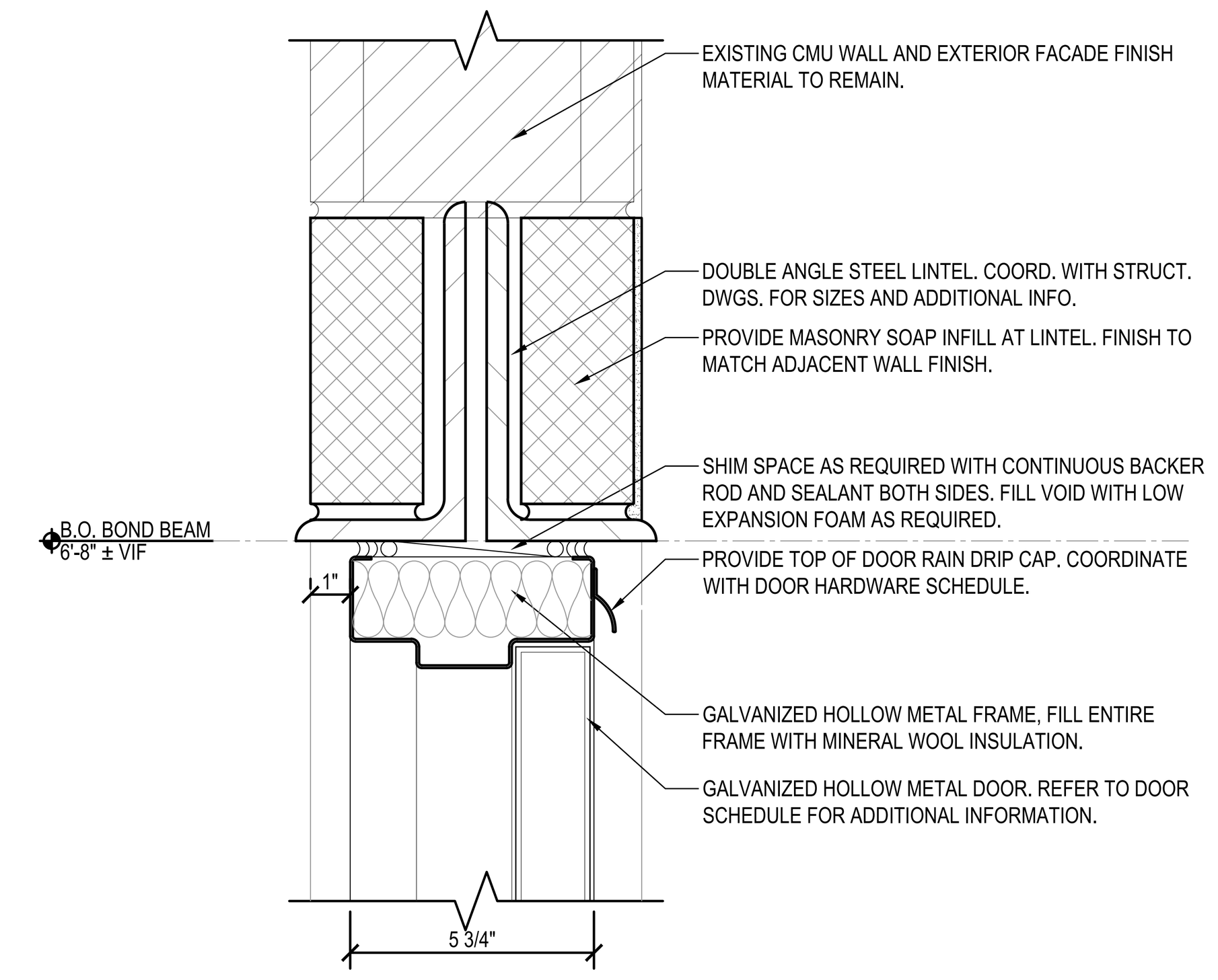

2 / A-602 — TYP. HOLLOW METAL DOOR HEAD DETAIL AT NEW OPENING
SCALE: 3" = 1'-0"

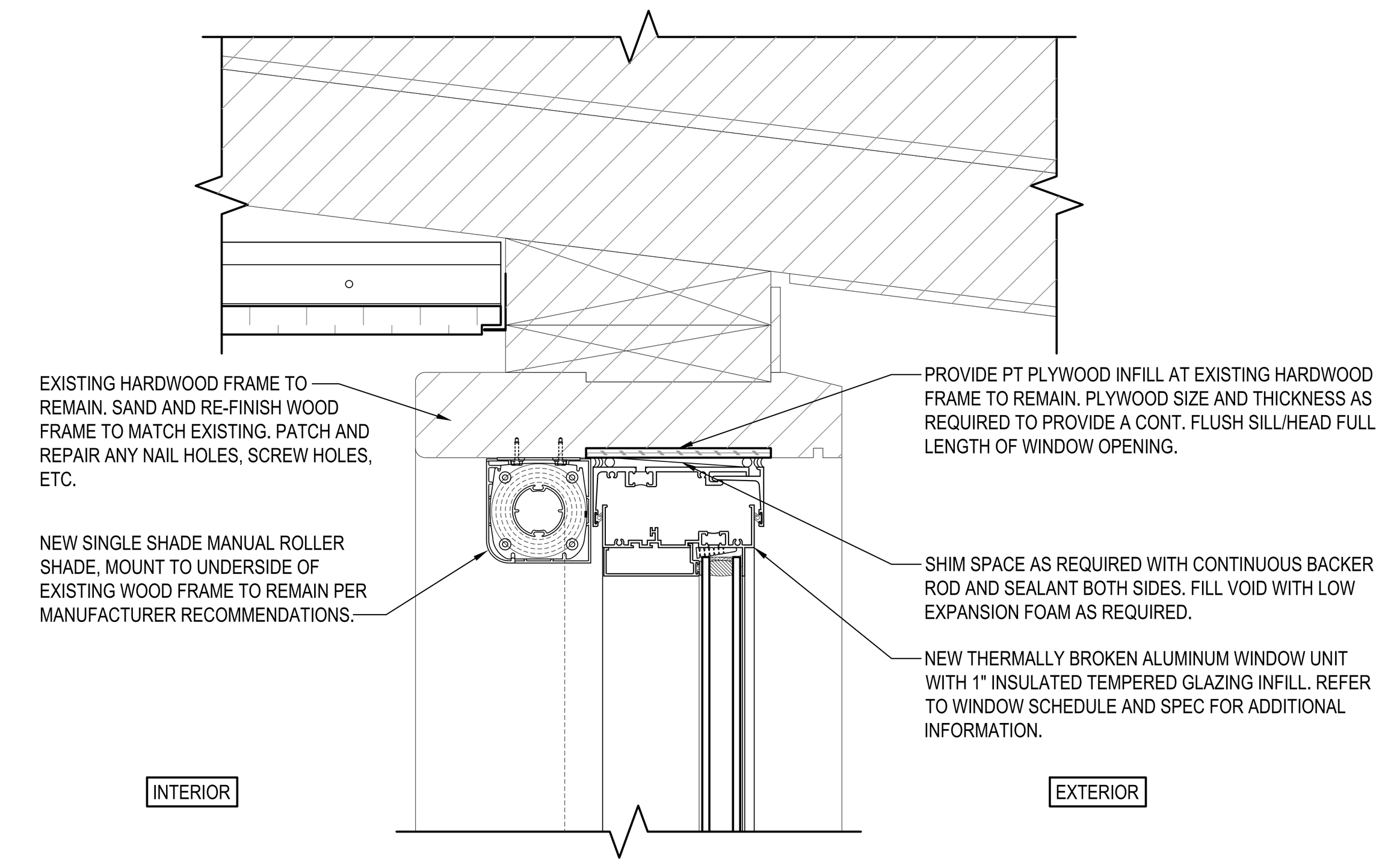

3 / A-602 — TYP. ALUMINUM WINDOW HEAD DETAIL AT CLEARSTORY
SCALE: 3" = 1'-0"

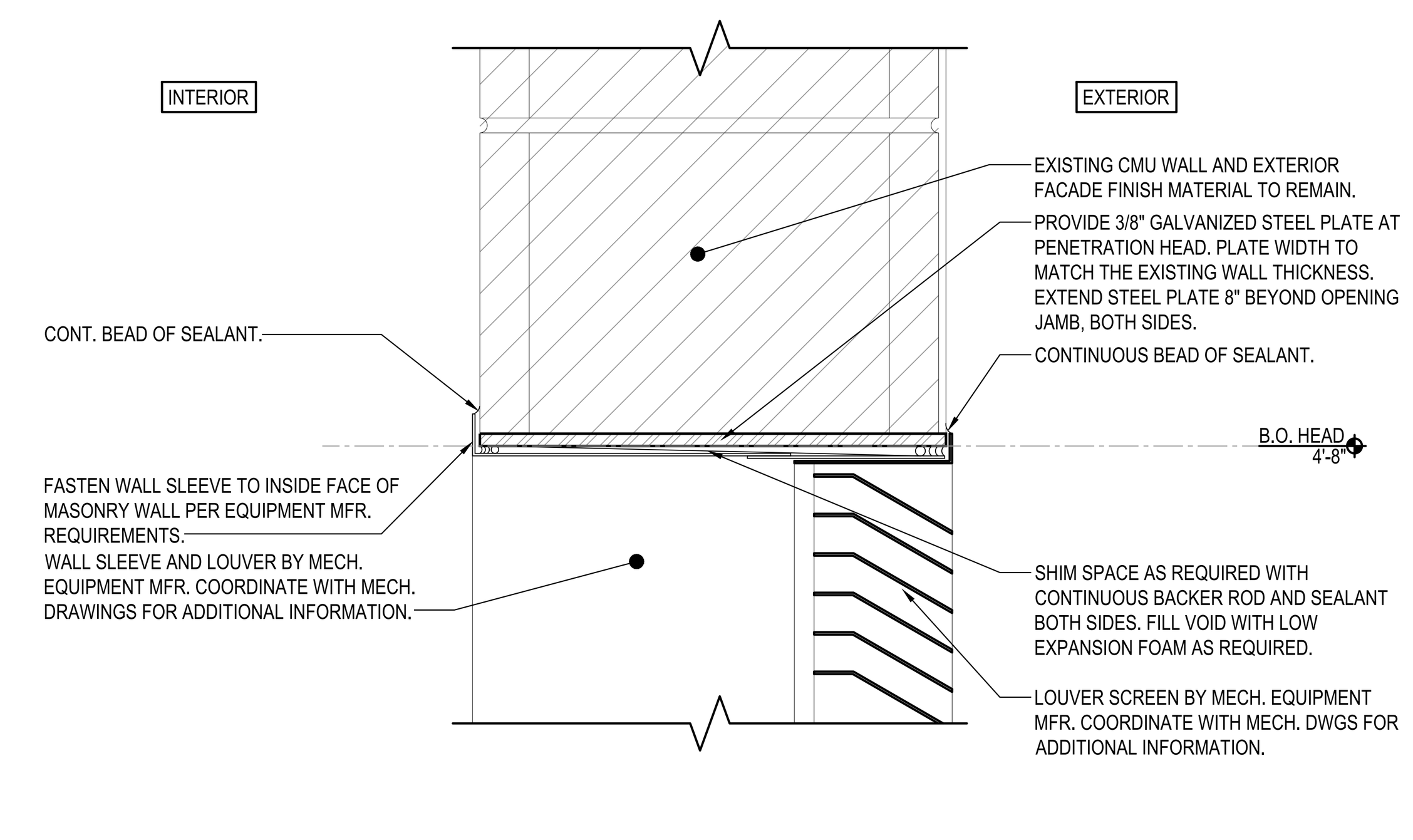

4 / A-602 — TYP. ALUMINUM WINDOW HEAD DETAIL AT CLEARSTORY
SCALE: 3" = 1'-0"

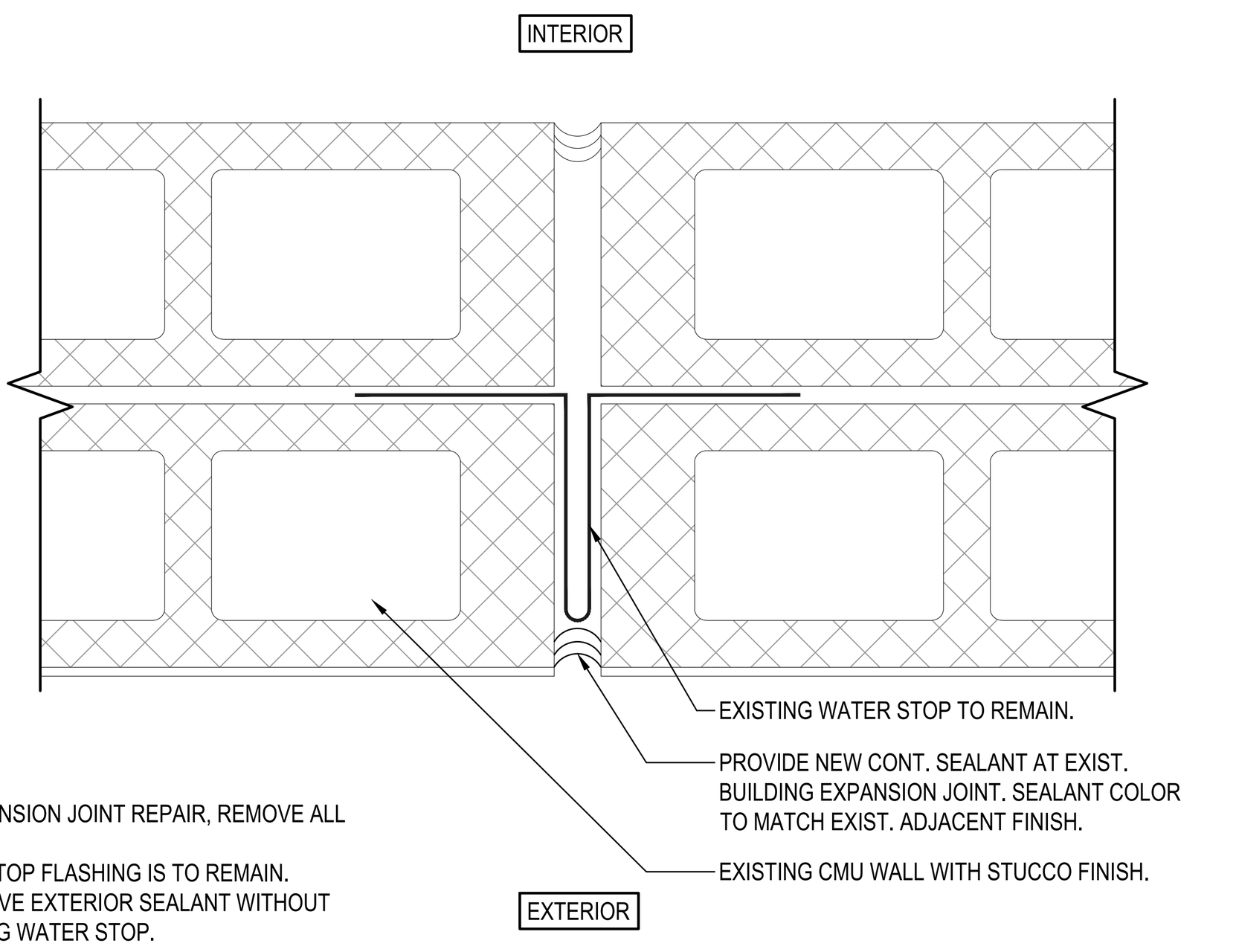

NOTES:
1. AT LOCATIONS OF EXPANSION JOINT REPAIR, REMOVE ALL EXISTING SEALANTS.
2. THE EXISTING WATER STOP FLASHING IS TO REMAIN. CONTRACTOR TO REMOVE EXTERIOR SEALANT WITHOUT DAMAGING THE EXISTING WATER STOP.
3. CLEAN AND PREP ALL JOINT SURFACES PER MANUFACTURERS RECOMMENDATIONS.
4. PRIOR TO INSTALLATION CONTRACTOR TO SUBMIT COLOR SAMPLES TO ARCHITECT FOR APPROVAL.

5 / A-602 — TYP. EXPANSION JOINT REPAIR
SCALE: 3" = 1'-0"

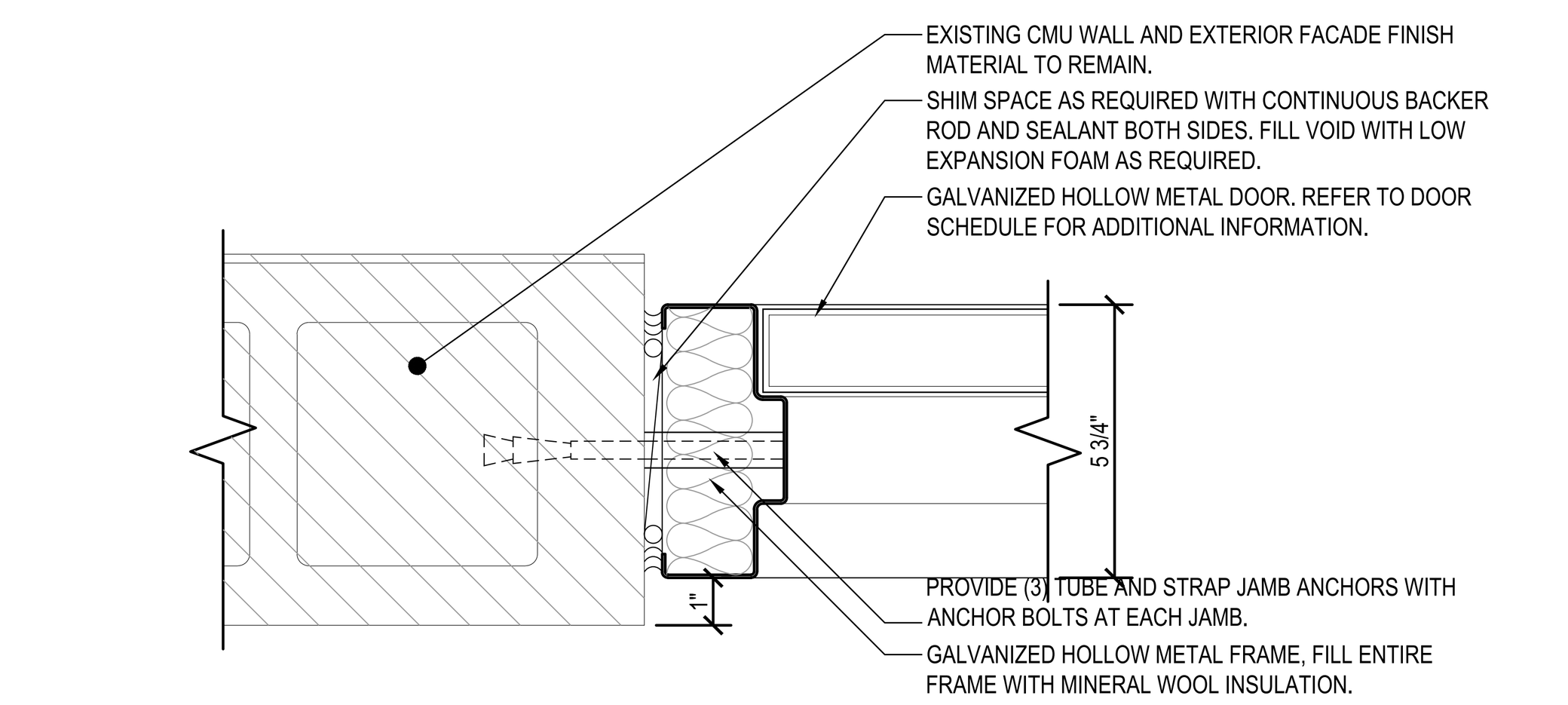

6 / A-602 — TYP. HOLLOW METAL DOOR JAMB DETAIL AT NEW OPENING
SCALE: 3" = 1'-0"

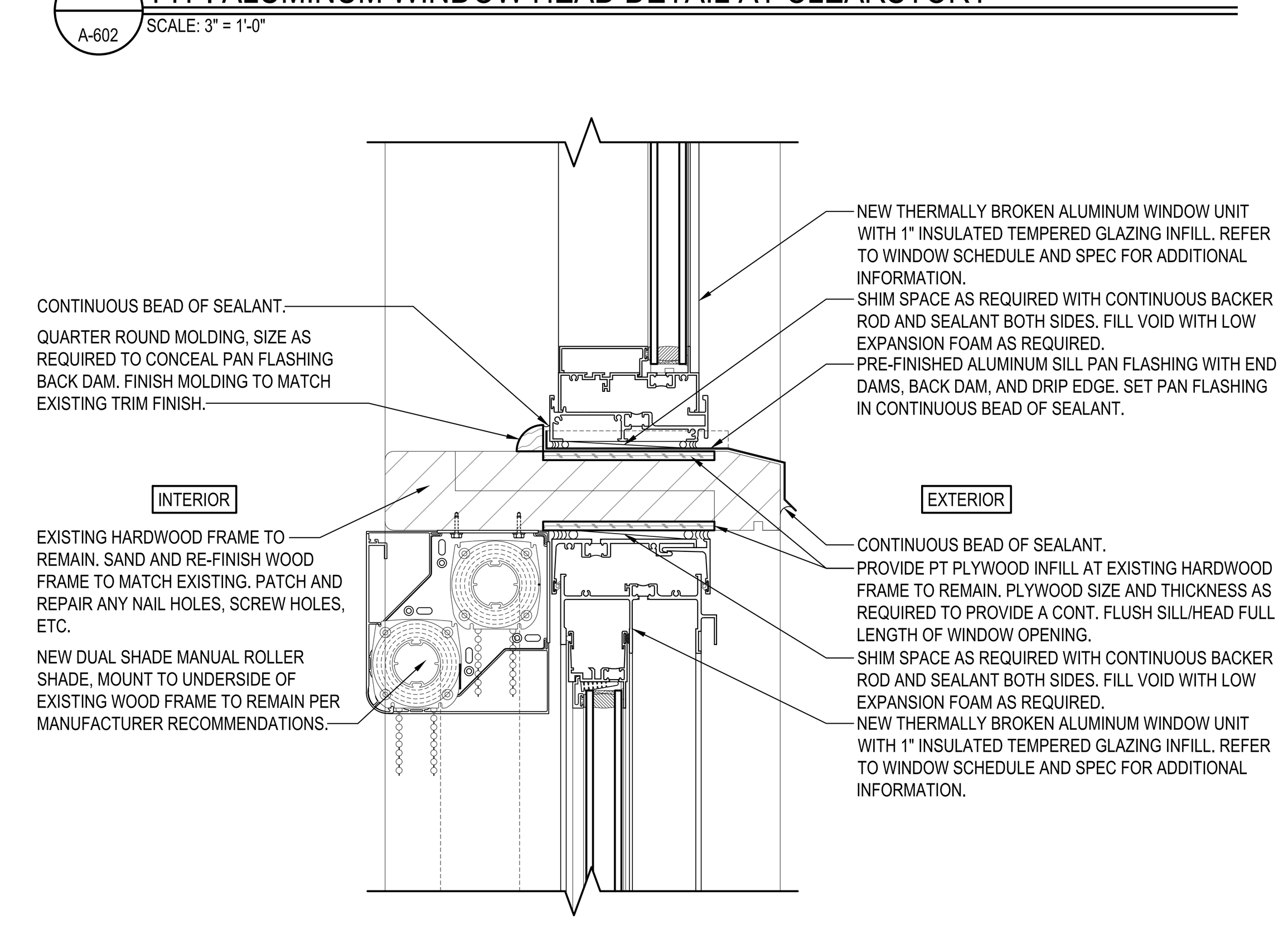

7 / A-602 — DETAIL AT ALUMINUM WINDOW HEAD & CLEARSTORY SILL
SCALE: 3" = 1'-0"

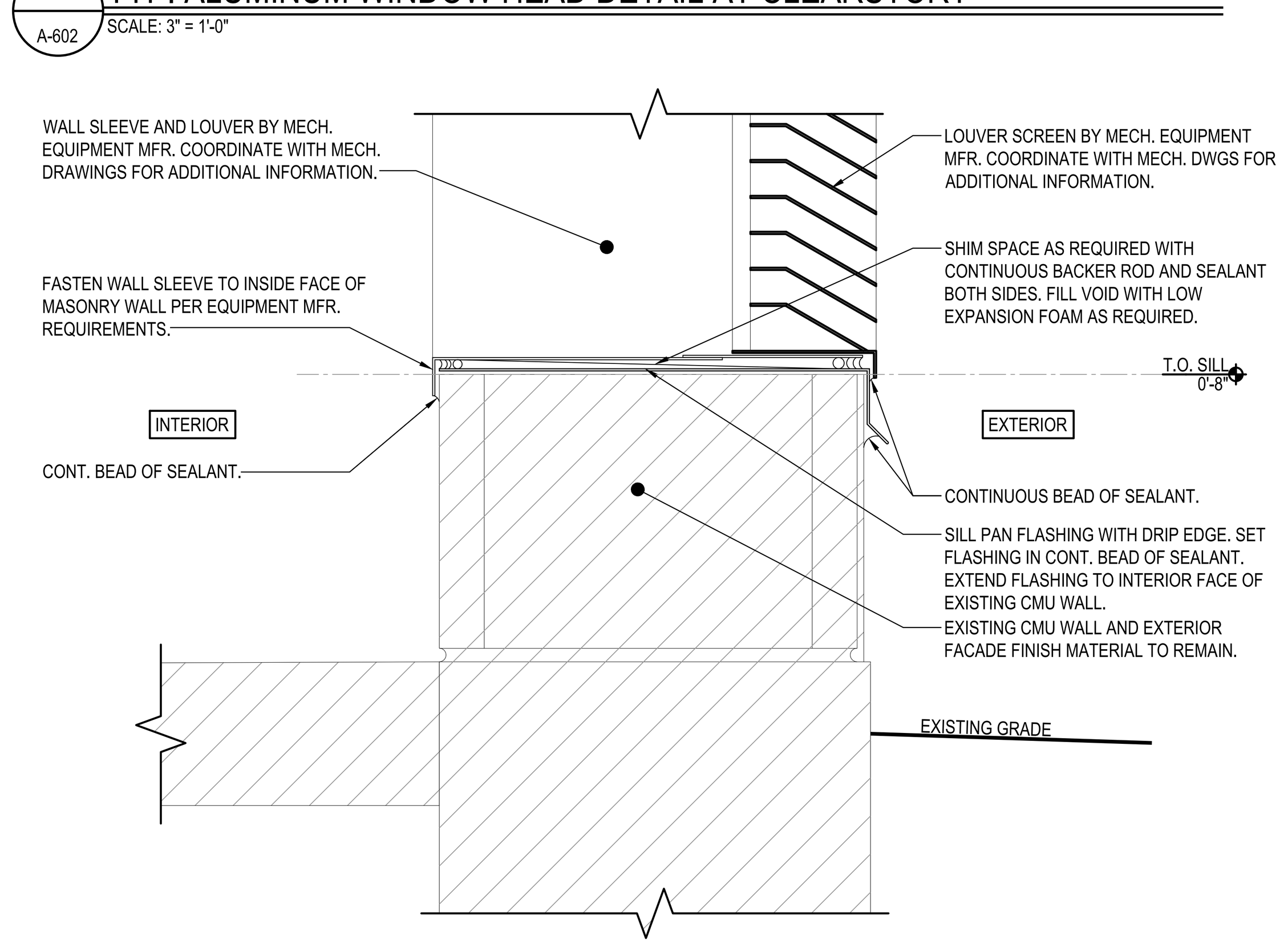

8 / A-602 — TYP. MECHANICAL LOUVER PENETRATION SILL DETAIL
SCALE: 3" = 1'-0"

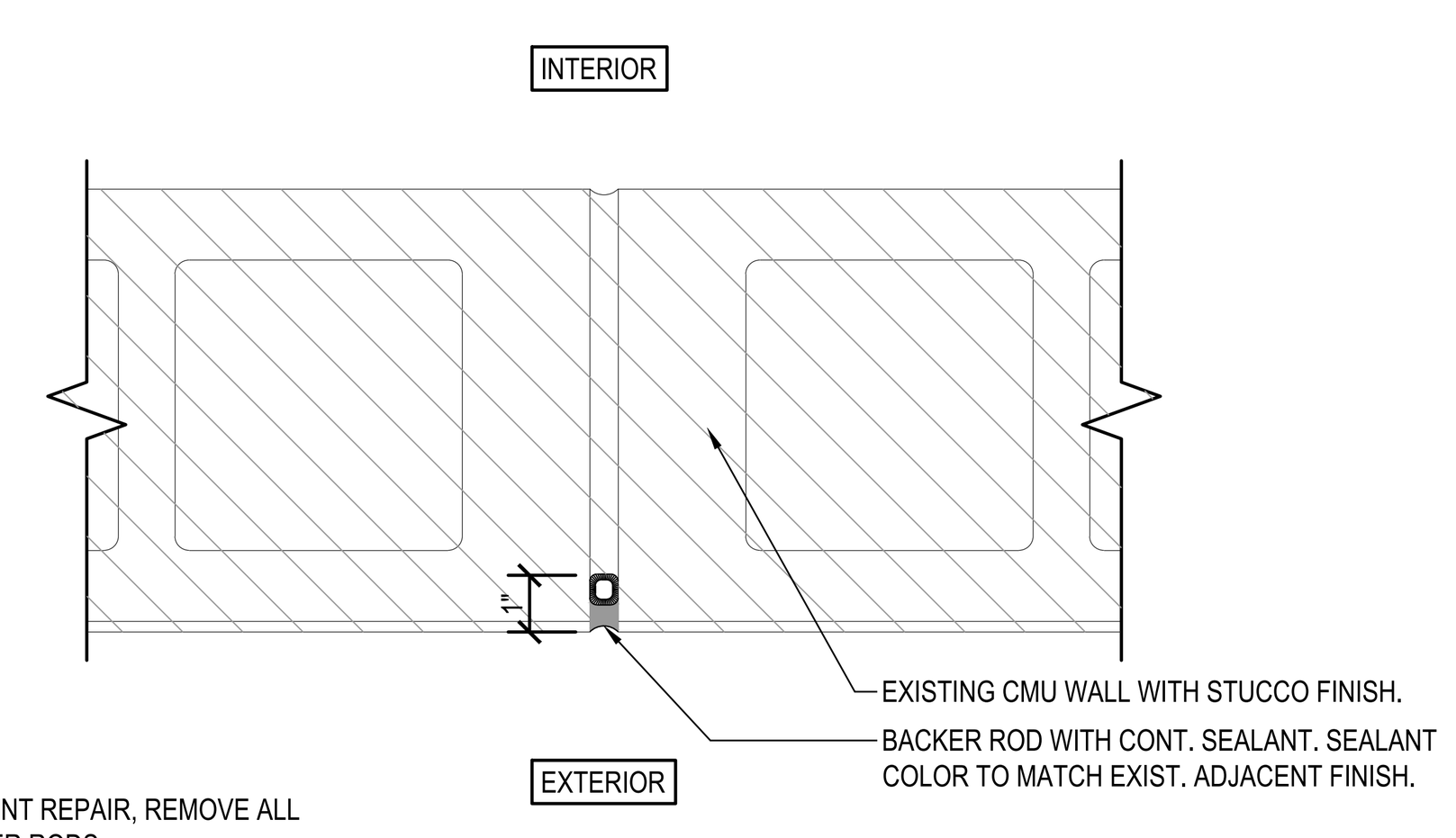

NOTES:
1. AT LOCATIONS OF CONTROL JOINT REPAIR, REMOVE ALL EXISTING SEALANTS AND BACKER RODS.
2. CLEAN AND PREP ALL JOINT SURFACES PER MANUFACTURERS RECOMMENDATIONS.
3. PRIOR TO INSTALLATION CONTRACTOR TO SUBMIT COLOR SAMPLES TO ARCHITECT FOR APPROVAL.

9 / A-602 — TYP. CONTROL JOINT REPAIR
SCALE: 3" = 1'-0"

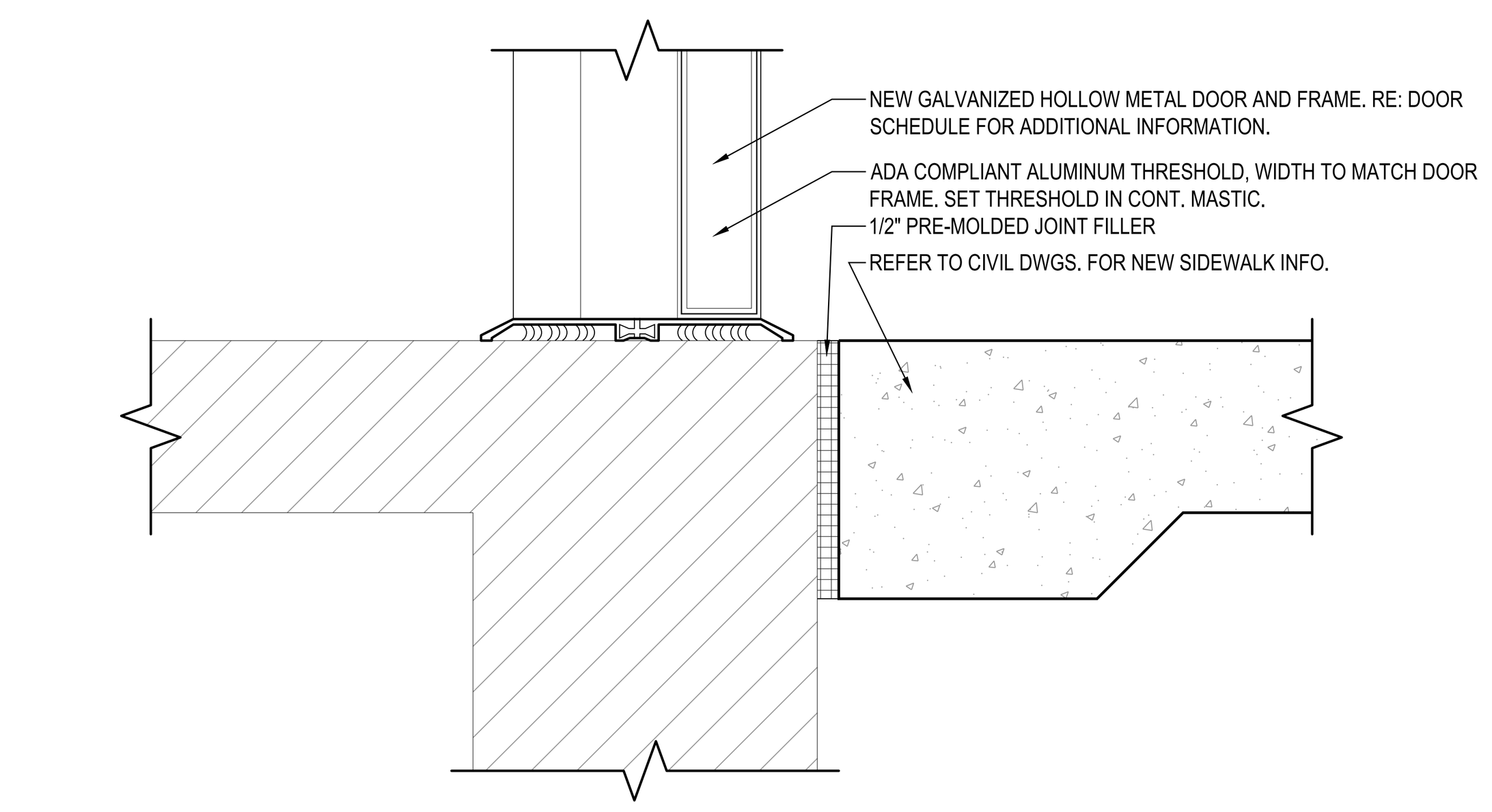

10 / A-602 — TYP. HOLLOW METAL DOOR THRESHOLD DETAIL
SCALE: 3" = 1'-0"

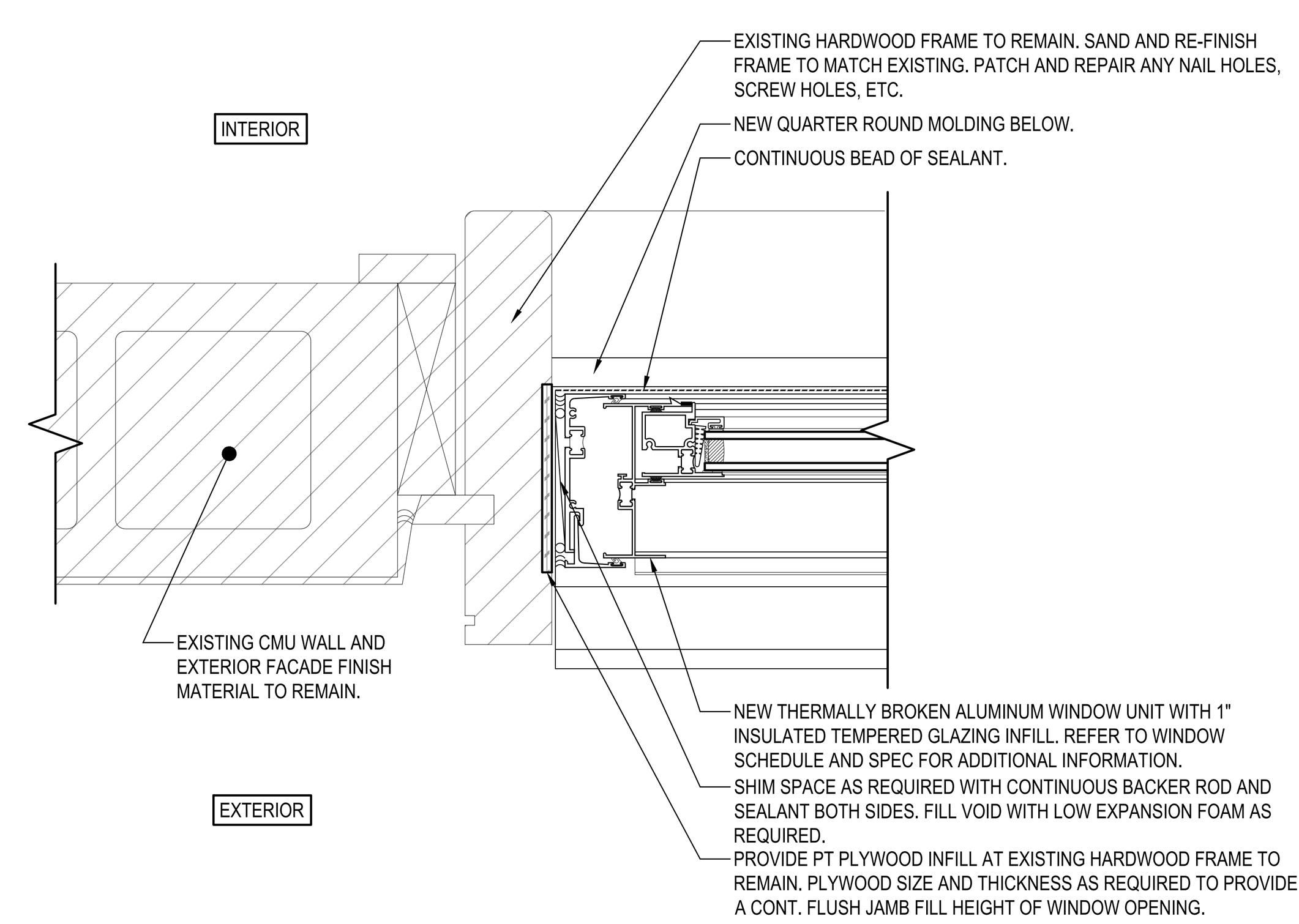

11 / A-602 — TYP. ALUMINUM WINDOW JAMB AT EXISTING OPENING
SCALE: 3" = 1'-0"

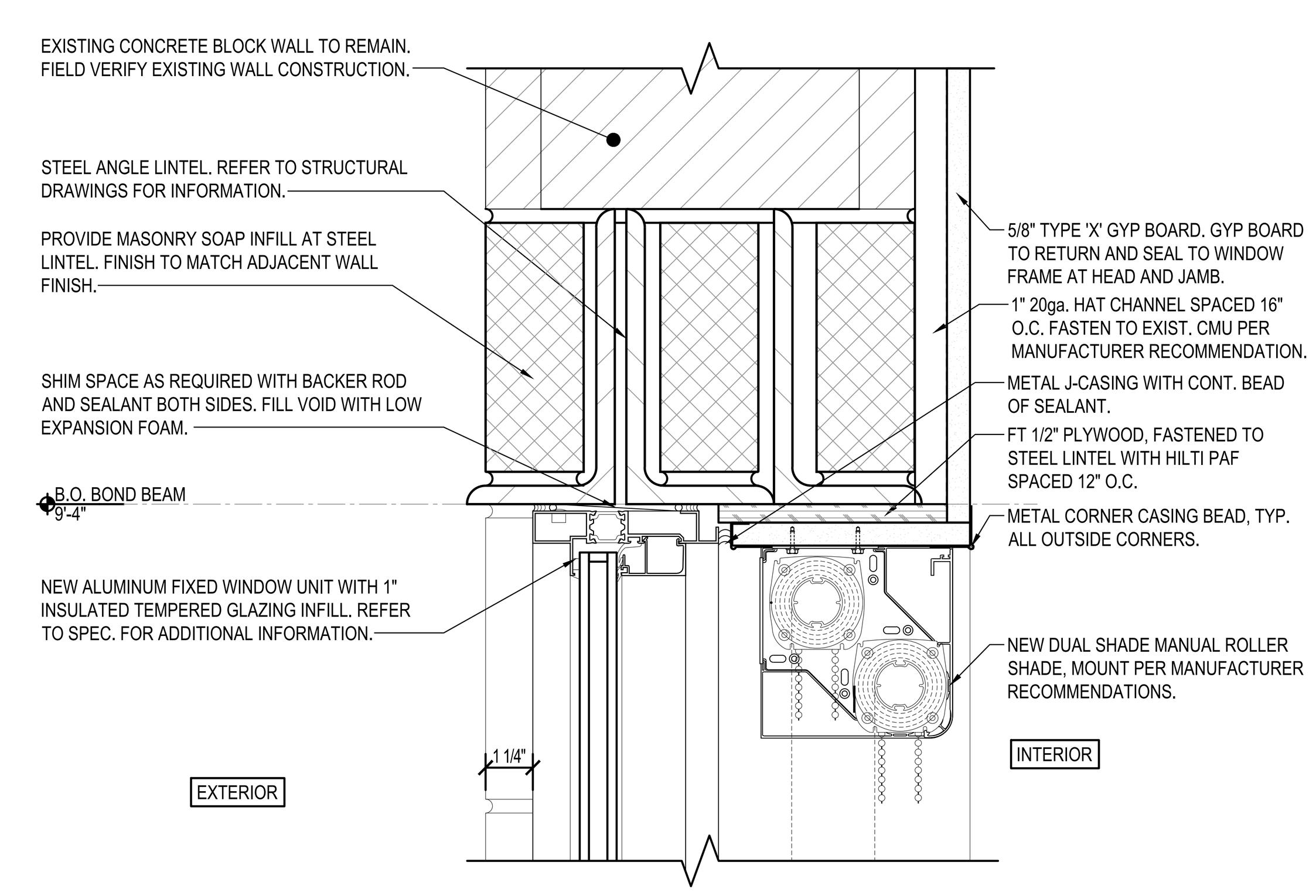

12 / A-602 — TYP. ALUMINUM WINDOW HEAD DETAIL AT NEW OPENING
SCALE: 3" = 1'-0"

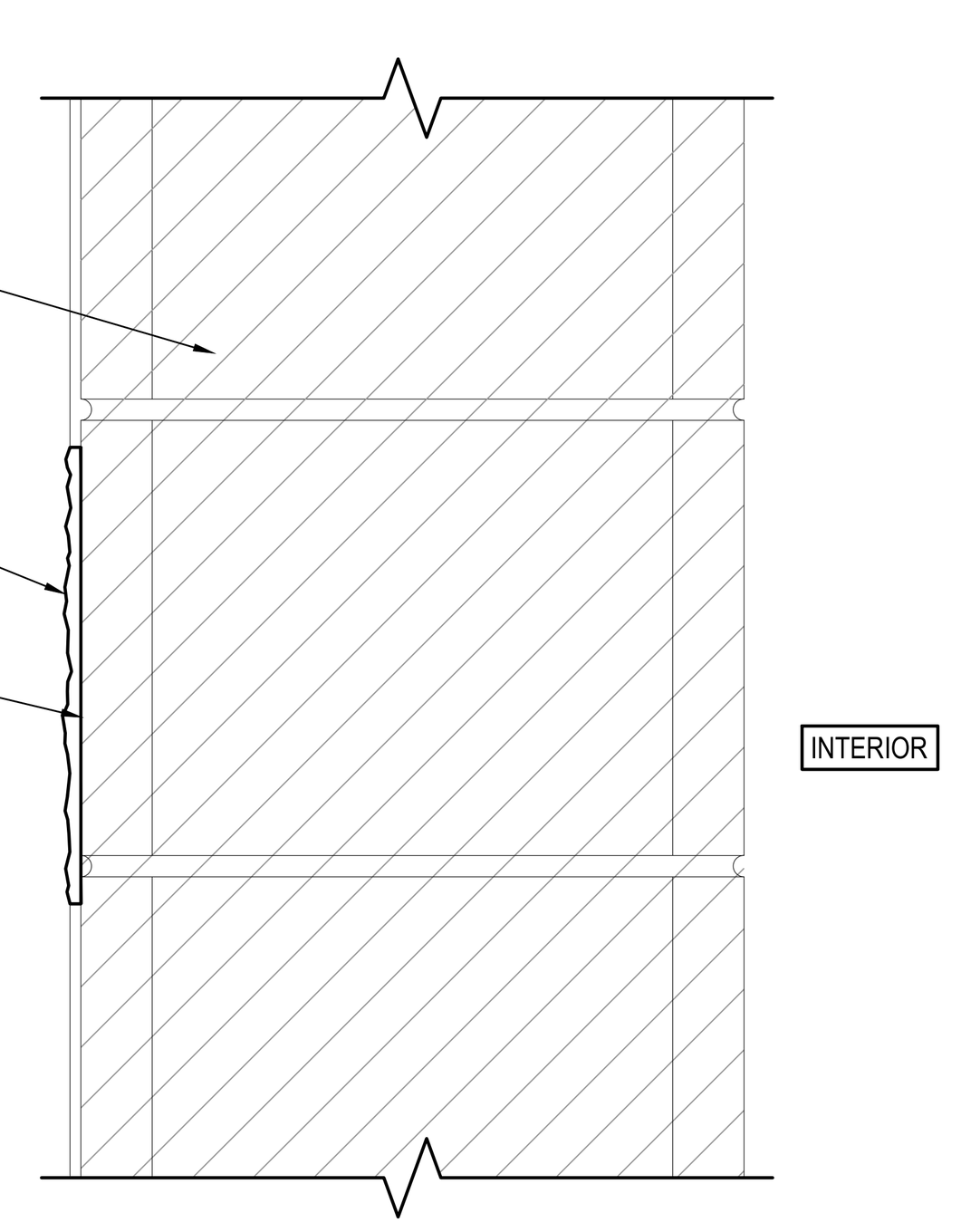

NOTES:
1. AT AREA OF REPAIR, REMOVE ALL EXISTING LOOSE AND/OR DAMAGED FACADE STUCCO FINISH BACK TO SOUND MATERIAL.
2. CLEAN AND PREPARE ALL CMU SUBSTRATE SURFACES TO RECEIVE NEW STUCCO FINISH PER MANUFACTURER'S RECOMMENDATIONS.
3. IF DAMAGED CMU IS FOUND BEHIND FACADE STUCCO, REFER TO #/A-602 FOR TYPICAL CMU REPAIR.

13 / A-602 — TYP. EXTERIOR STUCCO REPAIR DETAIL
SCALE: 3" = 1'-0"

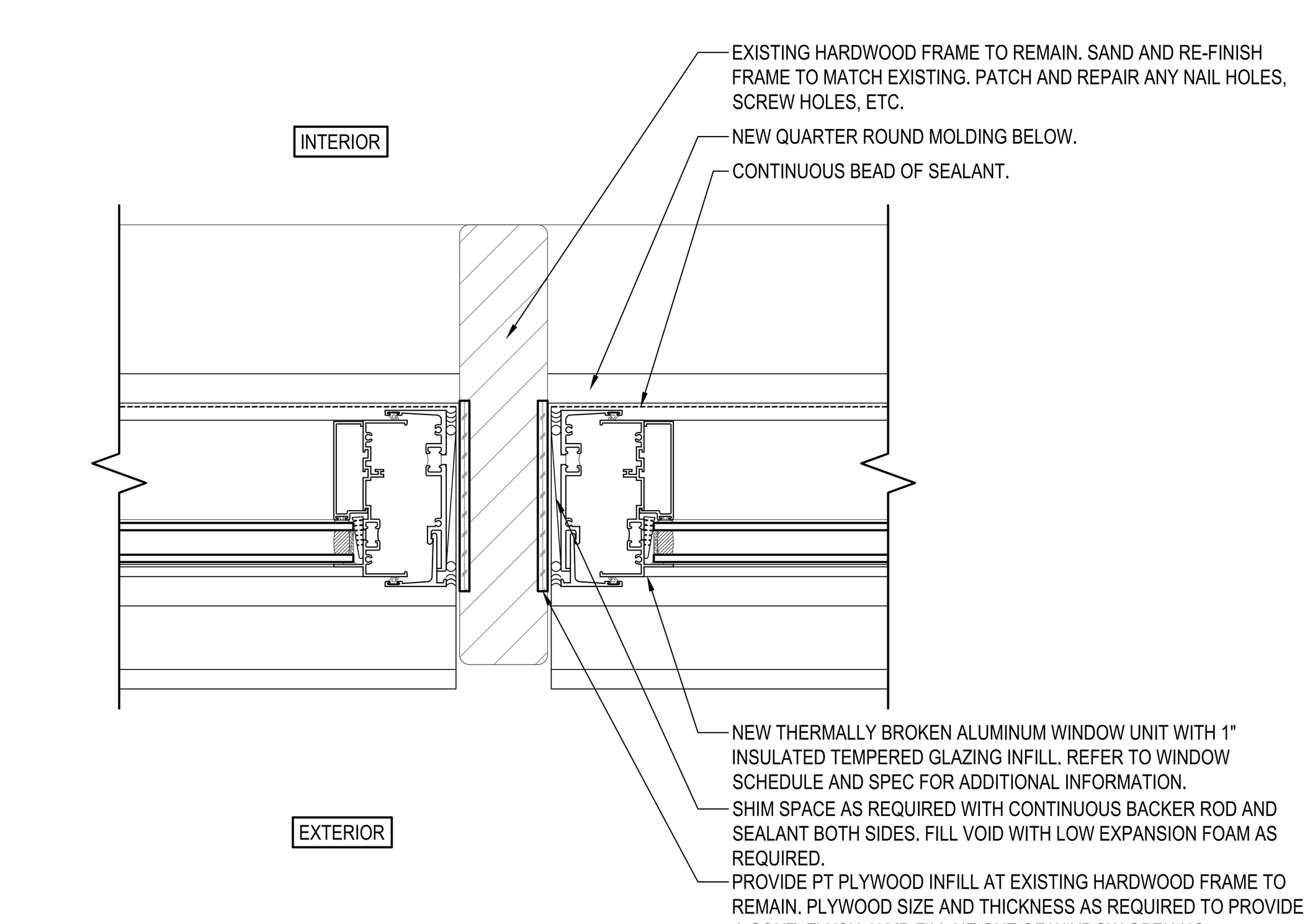

14 / A-602 — TYP. INTERMEDIATE JAMB AT CLEARSTORY WINDOW
SCALE: 3" = 1'-0"

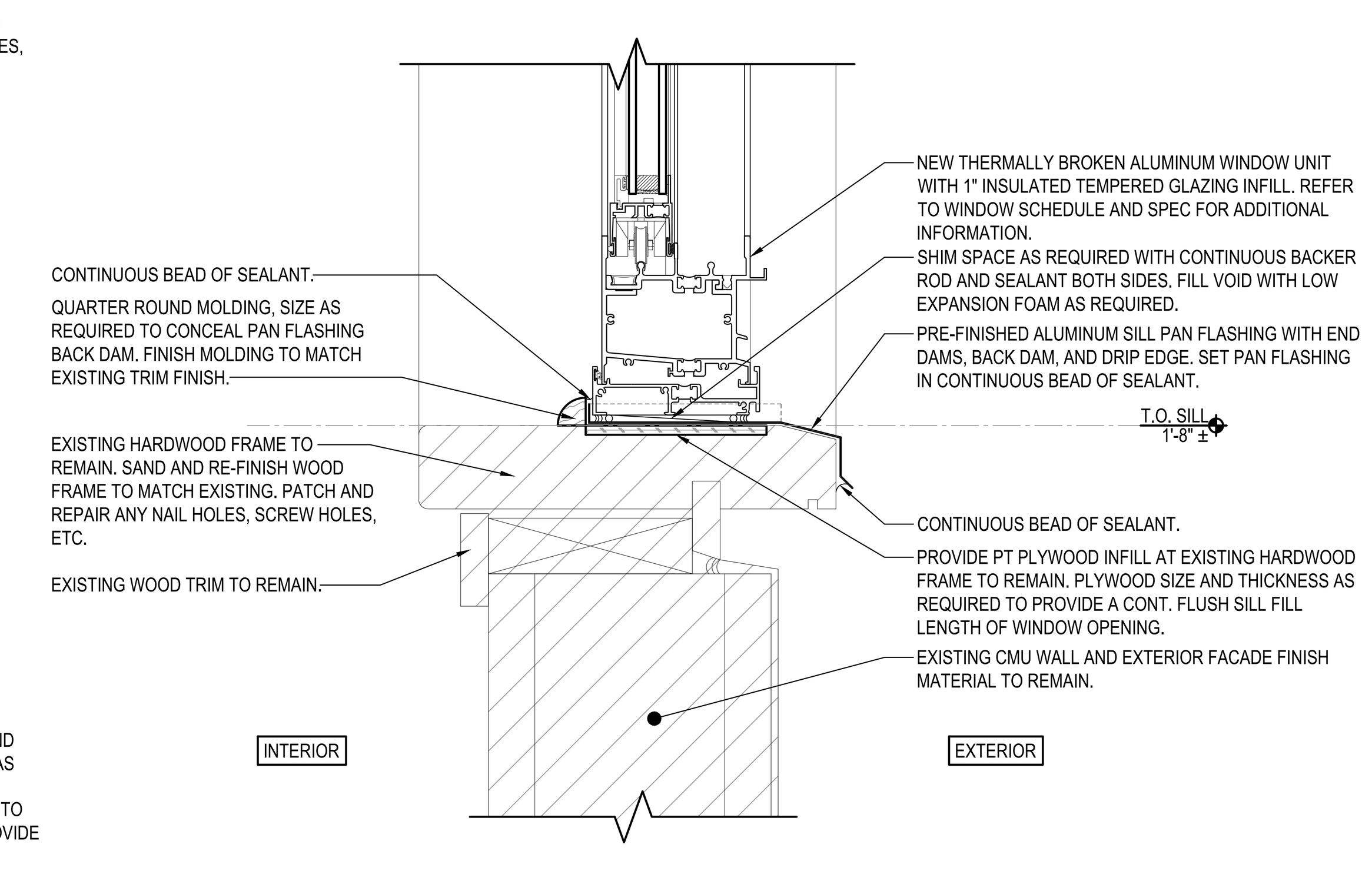

15 / A-602 — TYP. ALUMINUM WINDOW SILL DETAIL AT EXISTING OPENING
SCALE: 3" = 1'-0"

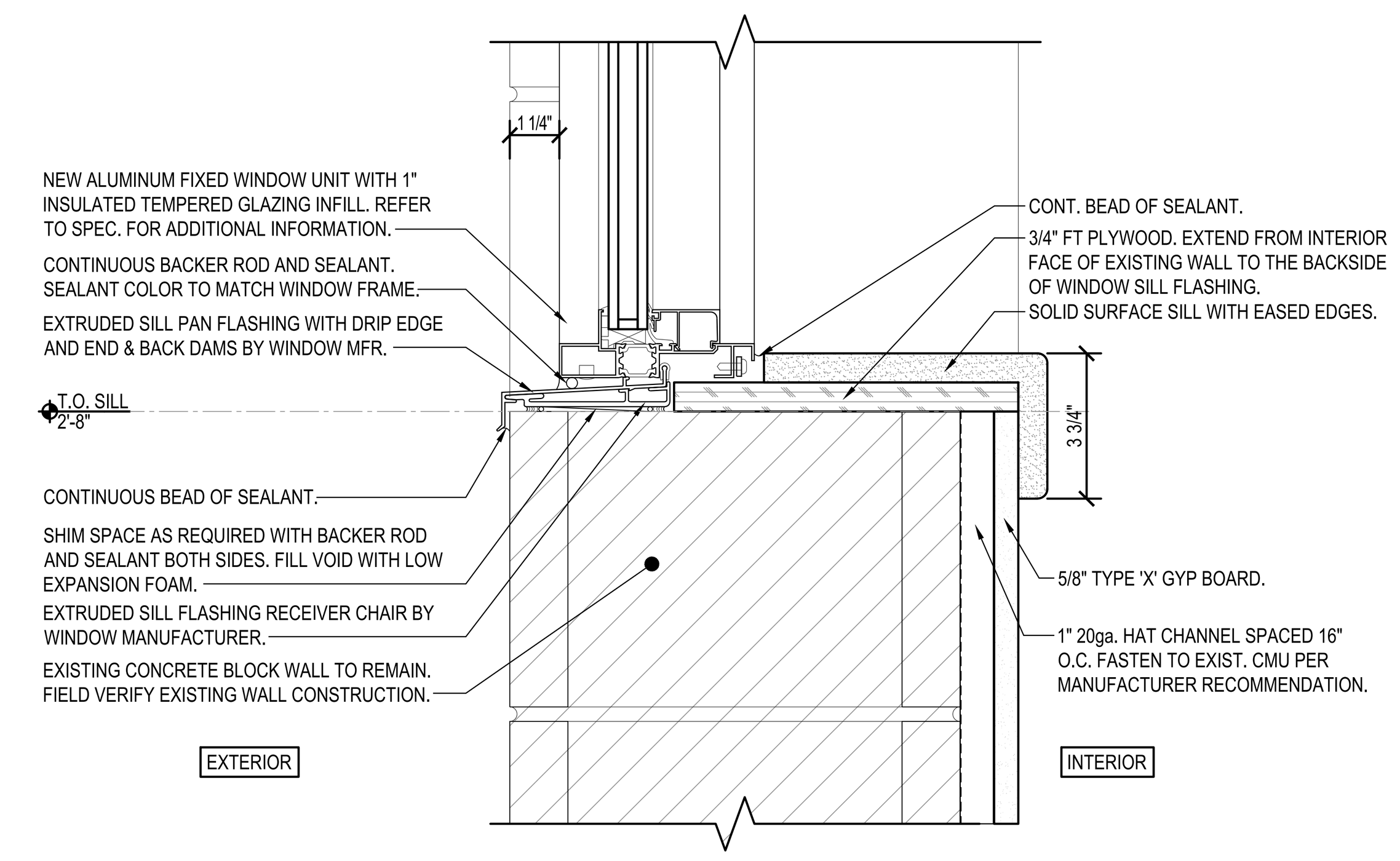

16 / A-602 — TYP. ALUMINUM WINDOW SILL DETAIL AT NEW OPENING
SCALE: 3" = 1'-0"

STUDIOJAED
ARCHITECTS □ ENGINEERS □ FACILITIES SOLUTIONS
Website: www.StudioJAED.com
Email: info@StudioJAED.com
DELAWARE OFFICE
2500 WRANGLE HILL ROAD, STE. 110
BEAR, DELAWARE 19701
P: (302) 832-1652
PROVIDENCE OFFICE
42 WEYBOSSET STREET, STE. 403
PROVIDENCE, RHODE ISLAND 02903
P: (401) 648-0884
MARYLAND OFFICE
213 FRONT STREET, P.O. BOX 254
CRUMPTON, MARYLAND 216285

CONSULTANT

THIS DRAWING IS THE PROPERTY OF STUDIOJAED AND IS PREPARED FOR THE EXCLUSIVE USE OF ITS CLIENTS AT THE LOCATION INDICATED. NO OTHER USE IS AUTHORIZED OR INTENDED.
THE PROFESSIONAL SERVICES OF THE ARCHITECT ARE UNDERTAKEN FOR AND ARE PERFORMED IN THE INTEREST OF [NAME OF PERSON EMPLOYING ARCHITECT]. NO CONTRACTUAL OBLIGATION IS ASSUMED BY THE ARCHITECT FOR THE BENEFIT OF ANY OTHER PERSON INVOLVED IN THE PROJECT.

SIGNATURE: ______
DATE OF SIGNATURE: ______
DATE OF REGISTRATION EXPIRATION: ______
ARCHITECT / ENGINEER SEAL

PROJECT
CITY OF PROVIDENCE
PROVIDENCE PUBLIC SCHOOLS
RENOVATIONS
AT
PLEASANT VIEW ELEMENTARY SCHOOL
50 OBADIAH BROWN RD
PROVIDENCE, RI 02909

REVISIONS

MARK	DESCRIPTION	DATE

SHEET TITLE
EXTERIOR DETAILS

BID DOCUMENTS
SEPTEMBER 19, 2022

DRAWN	CHK'D	PROJECT NO.
BPF	RJC	20041

SHEET NO.
A-602

THE RECEIVER OF THESE PLANS BY HARD COPY OR ELECTRONIC TRANSMISSION BY USE THEREOF UNDERSTANDS AND AGREES AS FOLLOWS: "THE ELECTRONIC DATA TRANSMITTED ("DATA") MAY BE ALTERED DURING TRANSIT AND TRANSLATION. * JAED CORPORATION DO NOT WARRANT OR MAKE ANY REPRESENTATIONS WITH RESPECT TO THE ACCURACY OF THE DATA. * THE RECEIVER WILL COMPARE THE DATA WITH AVAILABLE HARD COPIES. * JAED CORPORATION RETAINS ALL OWNERSHIP, COPYRIGHT, AND OTHER INTELLECTUAL PROPERTY INTERESTS IN THE DATA AND INFORMATION ON THE PLANS. * THE RECEIVER WARRANTS THAT IT WILL NOT REPRODUCE OR OTHERWISE MAKE USE OF THE DATA OR PLANS IN ANY ENDEAVOR NOT DIRECTLY RELATED TO THE PROJECT FOR WHICH IT WAS PRODUCED. * THE RECEIVER SHALL MAKE NO CLAIM NOR INITIATE ANY ACTION IN LAW OR EQUITY AGAINST JAED CORPORATION WITH RESPECT TO ANY DEFECT ERROR OR OMISSION IN THE DATA. * THE RECEIVER AGREES TO THE FULLEST EXTENT PERMITTED BY LAW TO DEFEND, INDEMNIFY AND HOLD HARMLESS JAED CORPORATION FROM AND AGAINST ALL CLAIMS, DAMAGES, LIABILITIES AND COSTS (INCLUDING REASONABLE ATTORNEY'S FEES AND COSTS OF DEFENSE) ARISING OUT OF OR RESULTING FROM THE USE OF ELECTRONIC DATA.
9/20/2022 3:17 PM

THE RECEIVER OF THESE PLANS BY HARD COPY OR ELECTRONIC TRANSMISSION BY USE THEREOF UNDERSTANDS AND AGREES AS FOLLOWS: - THESE ELECTRONIC DATA TRANSMITTED (TEXT) MAY BE ALTERED DURING TRANSIT AND TRANSLATION. - JAED CORPORATION DO NOT WARRANT OR MAKE ANY REPRESENTATIONS WITH RESPECT TO THE ACCURACY OF THE DATA. - THE RECEIVER WILL COMPARE THE DATA WITH AVAILABLE HARD COPIES. - JAED CORPORATION RETAINS ALL OWNERSHIP, COPYRIGHT, AND OTHER INTELLECTUAL PROPERTY INTERESTS IN THE DATA AND INFORMATION ON THE PLANS. - THE RECEIVER WARRANTS THAT IT WILL NOT REPRODUCE OR OTHERWISE MAKE USE OF THE DATA OR PLANS IN ANY ENDEAVOR NOT DIRECTLY RELATED TO THE PROJECT FOR WHICH IT RECEIVED THE DATA AND PLANS. - IN THE EVENT OF ANY DISCREPANCIES BETWEEN ELECTRONIC DATA AND HARD COPIES, THE LATTER SHALL GOVERN. - THE RECEIVER SHALL INDEMNIFY JAED CORPORATION AND ITS AGENTS AND EMPLOYEES FROM ANY AND ALL LIABILITIES, CLAIMS, DAMAGES, LOSSES AND COSTS OF DEFENSE ARISING OUT OF OR RESULTING FROM THE USE OF ELECTRONIC DATA.

9/20/2022 3:17 PM



1 A-603 TYPICAL GUARD RAIL DETAIL
SCALE: 3/4" = 1'-0"

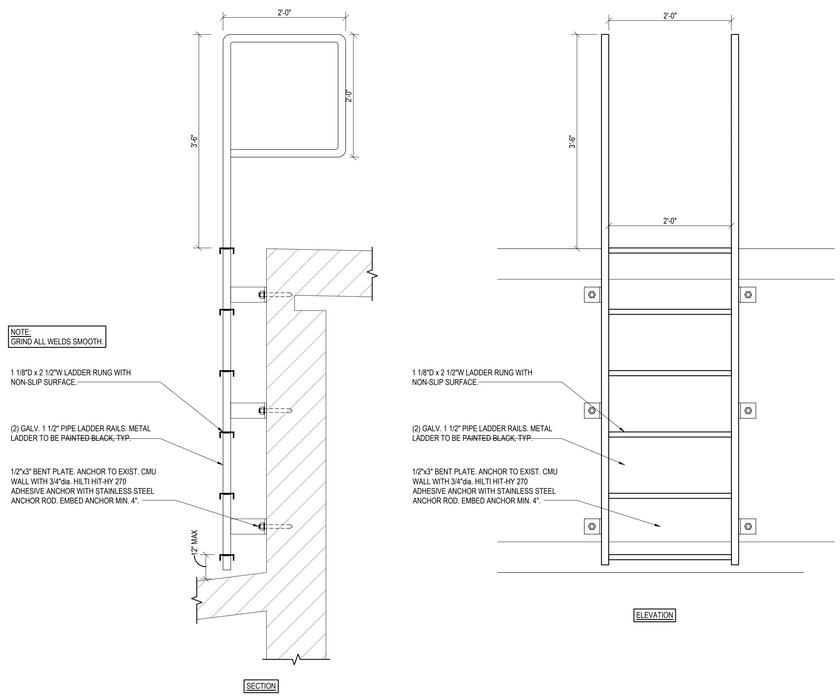

2 A-603 TYPICAL ROOF TO ROOF LADDER DETAIL
SCALE: 1" = 1'-0"

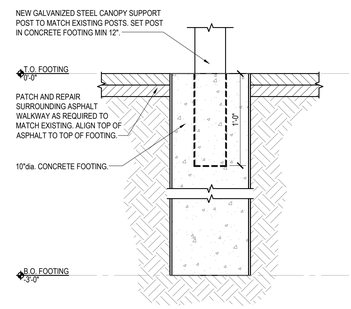

3 A-603 CANOPY POST FOOTING DETAIL
SCALE: 1 1/2" = 1'-0"

STUDIOJAED
ARCHITECTS ◻ ENGINEERS ◻ FACILITIES SOLUTIONS
Website: www.StudioJAED.com
Email: info@StudioJAED.com

DELAWARE OFFICE
2500 WRANGLE HILL ROAD, STE. 110
BEAR, DELAWARE 19701
P: (302) 832-1650

PROVIDENCE OFFICE
42 WEYBOSSET STREET, STE. 403
PROVIDENCE, RHODE ISLAND 02903
P: (401) 648-0884

MARYLAND OFFICE
213 FRONT STREET, P.O. BOX 754
CRUMPTON, MARYLAND 21628

CONSULTANT

THIS DRAWING IS THE PROPERTY OF STUDIOJAED AND IS PREPARED FOR THE EXCLUSIVE USE OF ITS CLIENTS AT THE LOCATION INDICATED. NO OTHER USE IS AUTHORIZED OR INTENDED.

THE PROFESSIONAL SERVICES OF THE ARCHITECT ARE UNDERTAKEN FOR AND ARE PERFORMED IN THE INTEREST OF [NAME OF PERSON EMPLOYING ARCHITECT]. NO CONTRACTUAL OBLIGATION IS ASSUMED BY THE ARCHITECT FOR THE BENEFIT OF ANY OTHER PERSON INVOLVED IN THE PROJECT.

SIGNATURE: _____
DATE OF SIGNATURE: _____
DATE OF REGISTRATION EXPIRATION: _____
ARCHITECT / ENGINEER SEAL

PROJECT
CITY OF PROVIDENCE
PROVIDENCE PUBLIC SCHOOLS
RENOVATIONS
AT
PLEASANT VIEW ELEMENTARY SCHOOL
50 OBADIAH BROWN RD
PROVIDENCE, RI 02909

REVISIONS

MARK	DESCRIPTION	DATE

SHEET TITLE
EXTERIOR DETAILS

BID DOCUMENTS
SEPTEMBER 19, 2022

DRAWN	CHK'D	PROJECT NO.
BPF	RJC	20041

SHEET NO.
A-603

THE DESIGNS OF THESE PLANS ARE COPYRIGHTED AND THE EXCLUSIVE PROPERTY OF STUDIO JAED, INC. RETAIN ALL OWNERSHIP, COPYRIGHT AND OTHER INTELLECTUAL PROPERTY INTERESTS IN THE DATA AND INFORMATION ON THE PLANS. THE RECIPIENT WARRANTS THAT IT WILL NOT REPRODUCE OR OTHERWISE MAKE USE OF THE DATA OR PLANS IN ANY UNDISCLOSED OR DIRECTLY RELATED TO THE PROJECT FOR WHICH IT WAS PROVIDED. THE RECIPIENT SHALL INDEMNIFY STUDIO JAED, INC. AND CORPORATION AND THE ELAINE COLLABORATIVE, INC. AND ITS PRINCIPALS AND EMPLOYEES AGAINST ANY ACTION IN A LAW SUIT BY THIRD PARTIES ARISING OUT OF THE RECIPIENT'S UNAUTHORIZED USE OF THE DATA OR PLANS. THE RECIPIENT SHALL INDEMNIFY STUDIO JAED, INC. AND CORPORATION AND THE ELAINE COLLABORATIVE, INC. DO NOT WARRANT OR MAKE ANY REPRESENTATION WITH RESPECT TO THE ACCURACY OF THE DATA. THE RECIPIENT IS FULLY AWARE THAT THE DATA CONTAINED ON THE PLANS MAY DIFFER SIGNIFICANTLY FROM THE FINAL AS-BUILT CONDITIONS OF THE PROJECT AND THAT STUDIO JAED, INC. AND CORPORATION AND THE ELAINE COLLABORATIVE, INC. DO NOT WARRANT THE ACCURACY OF THE DATA ON THE PLANS AS-BUILT CONDITIONS. STUDIO JAED, INC. AND CORPORATION AND THE ELAINE COLLABORATIVE, INC. SHALL NOT BE LIABLE TO THE RECIPIENT FOR ANY LOSS OF PROFITS OR ANY CONSEQUENTIAL, INCIDENTAL OR SPECIAL DAMAGES IN CONNECTION WITH OR ARISING OUT OF THE RECIPIENT'S USE OF THE DATA OR PLANS. THE RECIPIENT AGREES THAT ITS USE OF THE DATA OR PLANS CONSTITUTES ACCEPTANCE OF THE FOREGOING AGREEMENT.

STUDIO JAED
ARCHITECTS ◘ ENGINEERS ◘ FACILITIES SOLUTIONS
Website: www.StudioJAED.com
Email: info@StudioJAED.com

CORPORATE HEADQUARTERS
2500 YRIANGLE HILL ROAD, STE. 110
BEAR, DELAWARE 19701
P: (302) 832 - 1425 F: (302) 832 - 1423

PROVIDENCE OFFICE
10 DORRANCE STREET, STE. 700
PROVIDENCE, RHODE ISLAND 02903

MARYLAND OFFICE
213 FRONT STREET, P.O. BOX 254
CRUMPTON, MARYLAND 21628

CONSULTANT

This drawing is the property of StudioJAED and is prepared for the exclusive use of its clients at the location indicated. No other use is authorized or intended.

ARCHITECT / ENGINEER SEAL

PROJECT

PROVIDENCE PUBLIC SCHOOLS
RENOVATIONS
AT
PLEASANT VIEW ELEMENTARY SCHOOL
50 OBADIAH BROWN RD
PROVIDENCE, RI 02909

REVISIONS

MARK	DESCRIPTION	DATE

SHEET TITLE

ROOF DETAILS

BID
DOCUMENTS
SEPTEMBER 19, 2022

DRAWN	CHK'D	PROJECT NO.
ABD	PG	20041

SHEET NO.

A-604

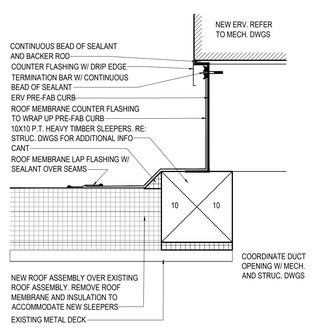

1 A-604 ERV PERPENDICULAR CURB DETAIL
SCALE: 1 1/2"=1'-0"

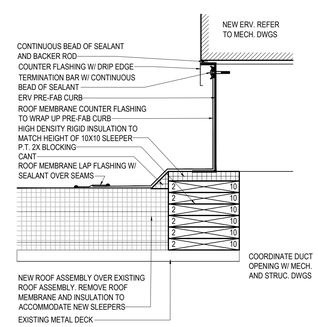

2 A-604 ERV PARALLEL CURB DETAIL
SCALE: 1 1/2"=1'-0"

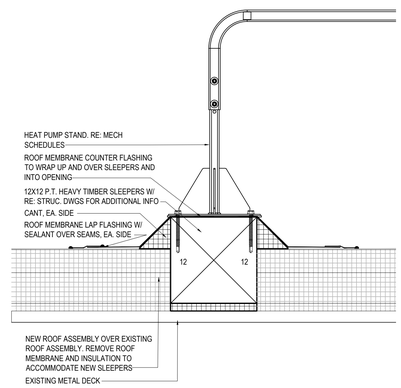

3 A-604 HEAT PUMP STAND
SCALE: 1 1/2"=1'-0"

9/20/2022 3:17 PM

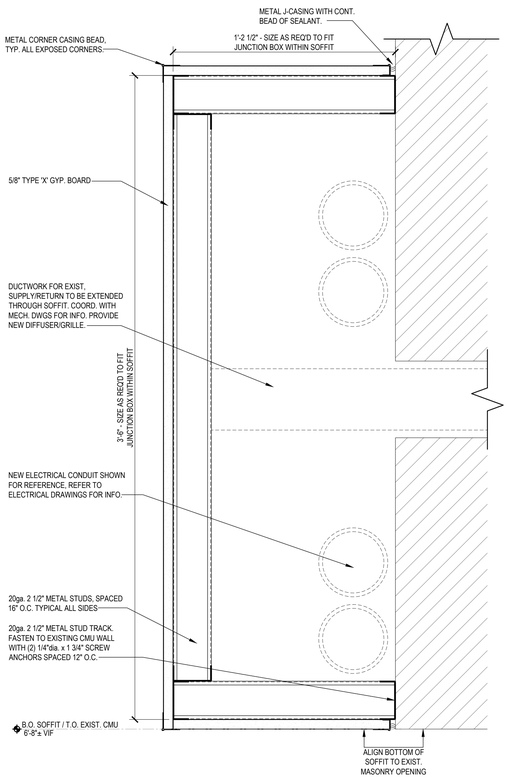

3 A-650 CAFETERIA SOFFIT DETAIL
SCALE: 3" = 1'-0"

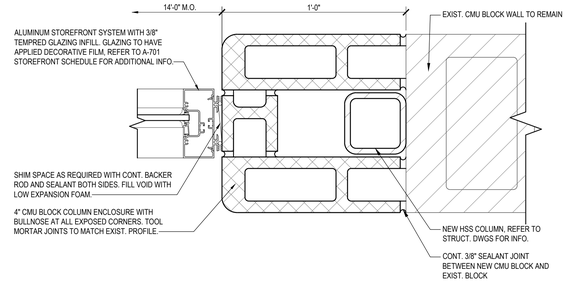

1 A-650 STOREFRONT JAMB DETAIL AT NEW STEEL COLUMN
SCALE: 3" = 1'-0"

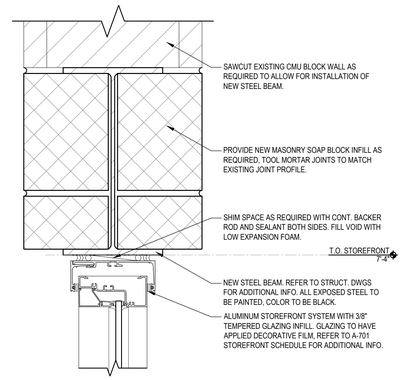

2 A-650 STOREFRONT HEAD DETAIL AT NEW STEEL BEAM
SCALE: 3" = 1'-0"

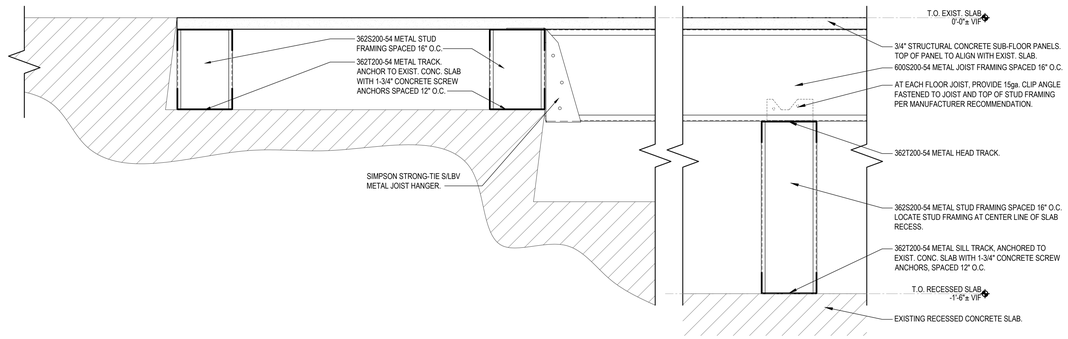

4 A-650 TYP. CLASSROOM SEPARATION WALL INFILL DETAIL
SCALE: 3" = 1'-0"

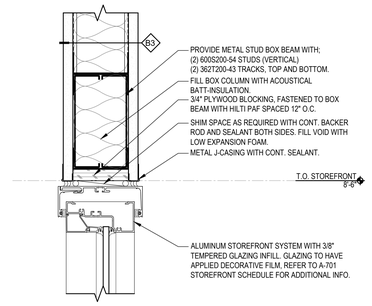

5 A-650 TYP. STOREFRONT HEAD DETAIL
SCALE: 3" = 1'-0"

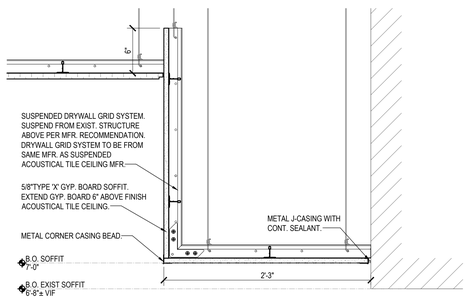

6 A-650 TYP. CLASSROOM SOFFIT DETAIL
SCALE: 1 1/2" = 1'-0"

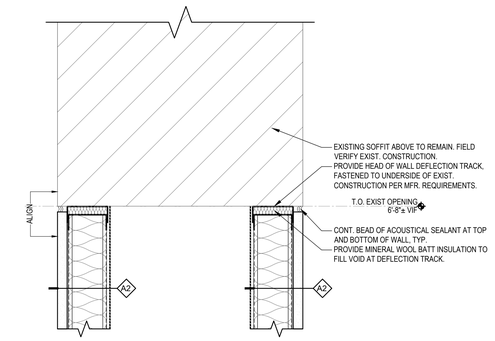

7 A-650 TYP. CLASSROOM SEPARATION WALL INFILL DETAIL
SCALE: 3" = 1'-0"

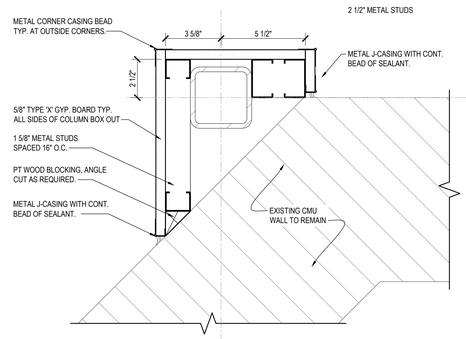

8 A-650 TYP. EXTERIOR STUCCO REPAIR DETAIL
SCALE: 3" = 1'-0"

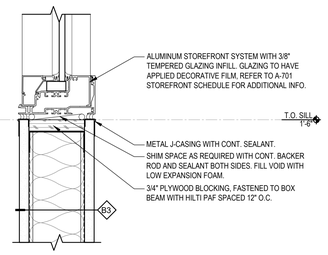

9 A-650 TYP. STOREFRONT SILL DETAIL
SCALE: 3" = 1'-0"

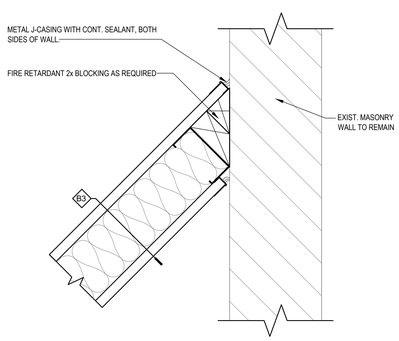

10 A-650 NEW TO EXIST. WALL TERMINATION DETAIL
SCALE: 3" = 1'-0"

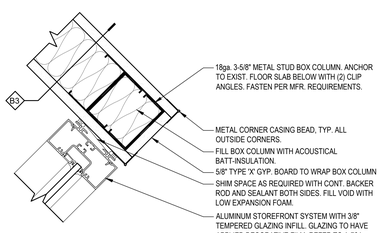

11 A-650 STOREFRONT JAMB DETAIL
SCALE: 3" = 1'-0"

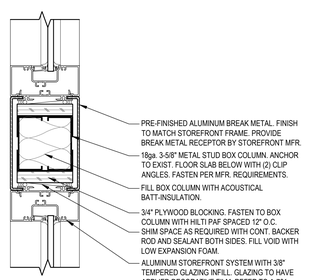

12 A-650 STOREFRONT JAMB DETAIL AT INTERMEDIATE COLUMN
SCALE: 3" = 1'-0"

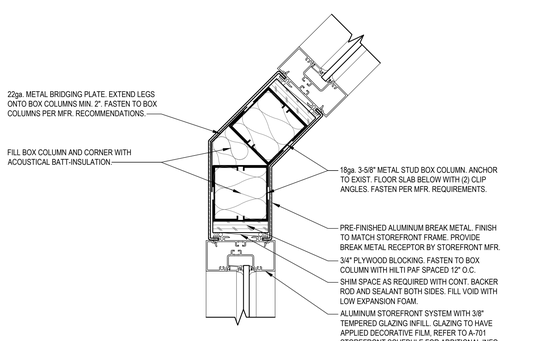

13 A-650 STOREFRONT JAMB DETAIL AT CORNER
SCALE: 3" = 1'-0"

THE RECEIVER OF THESE PLANS BY HARD COPY OR ELECTRONIC TRANSMISSION BY USE THEREOF AGREES AND ASSENTS AS FOLLOWS: - THE ELECTRONIC DATA TRANSMITTED (TDATA) MAY BE A RETIRED DURING TRANSIT AND TRANSLATION. - J.AED CORPORATION DO NOT WARRANT OR MAKE ANY REPRESENTATIONS WITH RESPECT TO THE ACCURACY OF THE DATA. - THE RECEIVER WILL COMPARE THE DATA WITH AVAILABLE HARD COPIES. - J.AED CORPORATION RETAINS ALL OWNERSHIP, COPYRIGHT, AND OTHER INTELLECTUAL PROPERTY INTERESTS IN THE DATA AND INFORMATION ON THE PLANS. - THE RECEIVER WARRANTS THAT IT WILL NOT REPRODUCE OR OTHERWISE MAKE USE OF THE DATA OR PLANS IN ANY ENDEAVOR NOT DIRECTLY RELATED TO THE PROJECT FOR WHICH IT HAS RECEIVED THE DATA. - THE RECEIVER WILL INDEMNIFY AND HOLD HARMLESS J.AED CORPORATION FROM ANY AND ALL CLAIMS, DAMAGES, AND LOSSES ARISING OUT OF OR RESULTING FROM THE USE OF ELECTRONIC DATA.

9/20/2022 3:18 PM

STUDIOJAED
ARCHITECTS ◻ ENGINEERS ◻ FACILITIES SOLUTIONS
Email: info@StudioJAED.com
Website: www.StudioJAED.com
MARYLAND OFFICE
213 FRONT STREET, P.O. BOX 754
CRUMPTON, MARYLAND 21625
PROVIDENCE OFFICE
42 WEYBOSSET STREET, STE. 403
PROVIDENCE, RHODE ISLAND 02903
P: (401) 648-0884
DELAWARE OFFICE
2500 WRANGLE HILL ROAD, STE. 110
BEAR, DELAWARE 19701
P: (302) 832-1525

CONSULTANT

THIS DRAWING IS THE PROPERTY OF STUDIOJAED AND IS PREPARED FOR THE EXCLUSIVE USE OF ITS CLIENTS AT THE LOCATION INDICATED. NO OTHER USE IS AUTHORIZED OR INTENDED.
THE PROFESSIONAL SERVICES OF THE ARCHITECT ARE UNDERTAKEN FOR AND ARE PERFORMED IN THE INTEREST OF [NAME OF PERSON EMPLOYING ARCHITECT]. NO CONTRACTUAL OBLIGATION IS ASSUMED BY THE ARCHITECT FOR THE BENEFIT OF ANY OTHER PERSON INVOLVED IN THE PROJECT.

SIGNATURE: _____
DATE OF SIGNATURE: _____
DATE OF REGISTRATION EXPIRATION: _____
ARCHITECT / ENGINEER SEAL

PROJECT
CITY OF PROVIDENCE
PROVIDENCE PUBLIC SCHOOLS
RENOVATIONS
AT
PLEASANT VIEW ELEMENTARY SCHOOL
50 OBADIAH BROWN RD
PROVIDENCE, RI 02909

REVISIONS

MARK	DESCRIPTION	DATE

SHEET TITLE
INTERIOR DETAILS

BID DOCUMENTS
SEPTEMBER 19, 2022

DRAWN	CHK'D	PROJECT NO.
BPF	RJC	20041

SHEET NO.
A-650

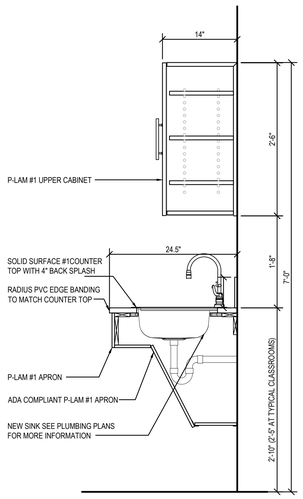

1 A-651 CASEWORK SECTION

SCALE: 1" = 1'-0"

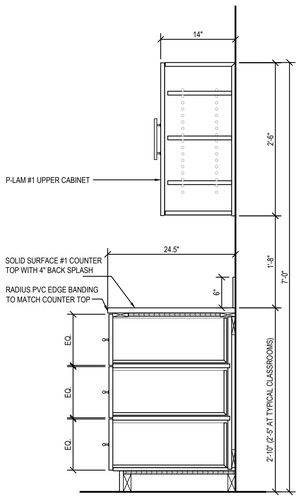

2 A-651 CASEWORK SECTION

SCALE: 1" = 1'-0"

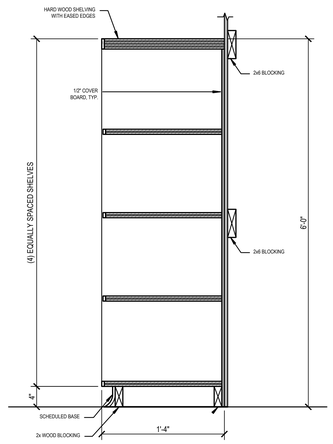

3 A-651 CASEWORK SECTION

SCALE: 1" = 1'-0"

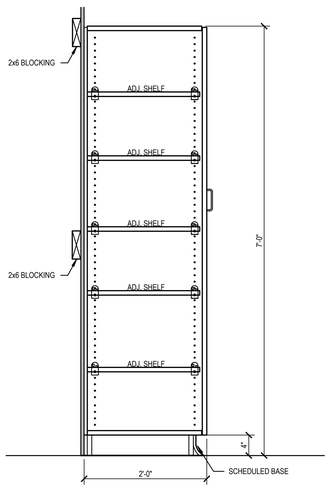

4 A-651 CASEWORK SECTION

SCALE: 1" = 1'-0"

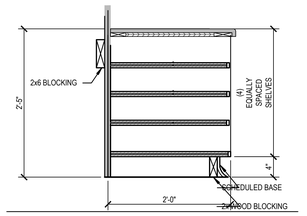

5 A-651 CASEWORK CUBBIES SECTION

SCALE: 1" = 1'-0"

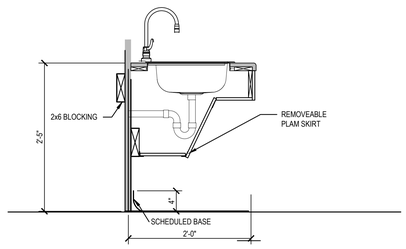

8 A-651 CASEWORK SECTION

SCALE: 1" = 1'-0"

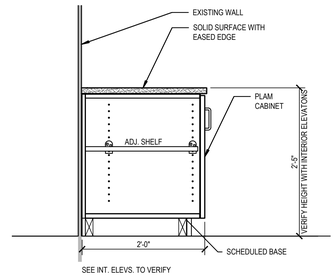

9 A-651 CASEWORK SECTION

SCALE: 1" = 1'-0"

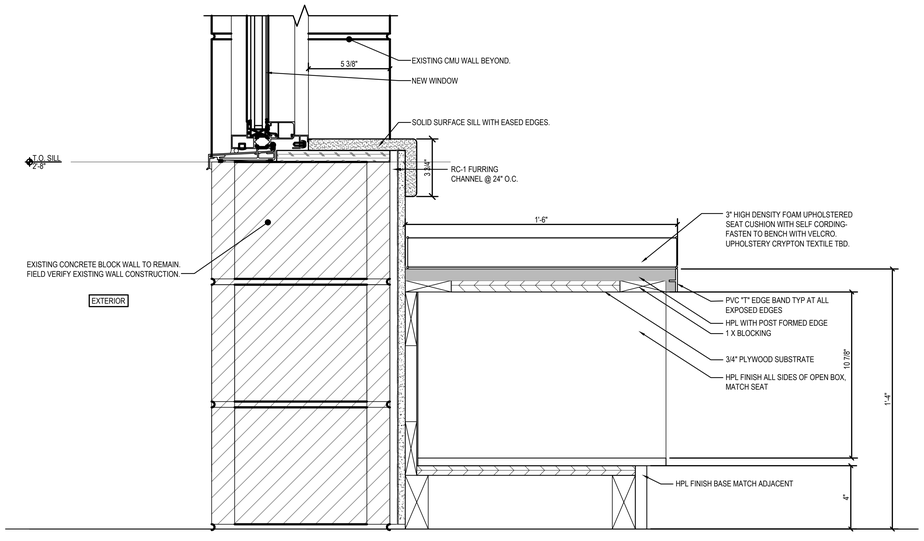

10 A-651 WINDOW SEAT SECTION

SCALE: 3" = 1'-0"

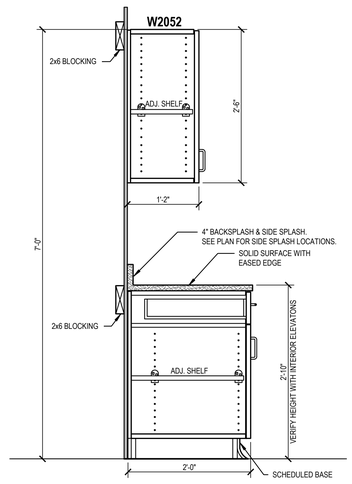

11 A-651 CASEWORK SECTION

SCALE: 1" = 1'-0"

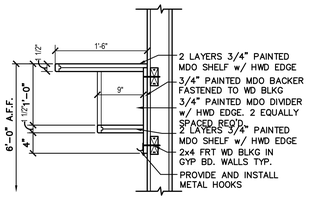

12 A-651 CLOSET SHELF DETAIL

SCALE: 1" = 1'-0"

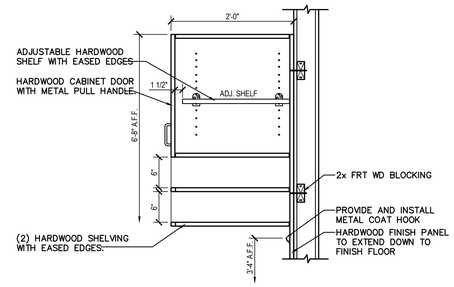

13 A-651 CASEWORK SECTION

SCALE: 1" = 1'-0"

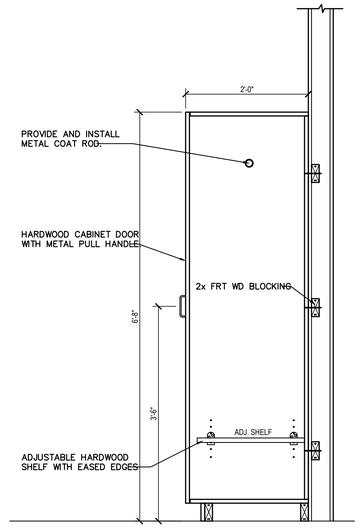

14 A-651 CASEWORK SECTION

SCALE: 1" = 1'-0"

THE RECIPIENT OF THESE PLANS BY HARD COPY OR ELECTRONIC TRANSMISSION BY USE THEREOF UNDERSTANDS AND AGREES AS FOLLOWS: - THE ELECTRONIC DATA TRANSMITTED (TDATA") MAY BE A RETIRED DURING TRANSIT AND TRANSLATION. - J.ABD CORPORATION DO NOT WARRANT OR MAKE ANY REPRESENTATIONS WITH RESPECT TO THE ACCURACY OF THE DATA. - THE RECIPIENT WARRANTS THAT IT WILL NOT REPRODUCE OR OTHERWISE MAKE USE OF THE DATA OR PLANS IN ANY ENDEAVOR NOT DIRECTLY RELATED TO THE PROJECT FOR WHICH IT WAS PREPARED. - THE RECIPIENT AGREES TO INDEMNIFY AND HOLD J.ABD CORPORATION HARMLESS FROM ANY AND ALL CLAIMS, DAMAGES, LOSSES AND COSTS INCLUDING REASONABLE ATTORNEY'S FEES AND COSTS IF ANY ARISING OUT OF ANY RECIPIENT'S MODIFICATION OF THE DATA. - THE RECIPIENT AGREES TO ASSUME ALL RISK AND LIABILITY ARISING FROM SUCH USE. - THE RECIPIENT AGREES THAT ANY DISPUTE RELATED IN ANY WAY TO THE DATA SHALL BE SUBMITTED EXCLUSIVELY TO BINDING ARBITRATION IN ACCORDANCE WITH THE RULES OF THE AMERICAN ARBITRATION ASSOCIATION. - J.ABD CORPORATION DOES NOT GRANT LICENSES, EXPRESS OR IMPLIED, TO ANY PATENTS OWNED BY J.ABD CORPORATION

THE RECEIVER OF THESE PLANS BY HARD COPY OR ELECTRONIC TRANSMISSION OF USE, "HEREBY" UNDERSTANDS AND ACKNOWLEDGES - COPYRIGHT - AND OTHER INTELLECTUAL PROPERTY INTERESTS IN THE DATA AND INFORMATION ON THE PLANS. - THE RECEIVER WARRANTS THAT IT WILL NOT REPRODUCE OR OTHERWISE MAKE USE OF THE DATA OR PLANS IN ANY ENDEAVOR NOT DIRECTLY RELATED TO THE PROJECT FOR WHICH IT WAS ORIGINALLY PREPARED. - THE RECEIVER WILL COMPARE THE DATA WITH AVAILABLE HARD COPIES. - JAED CORPORATION RETAINS ALL OWNERSHIP, COPYRIGHT, AND OTHER INTELLECTUAL PROPERTY INTERESTS IN THE DATA AND INFORMATION ON THE PLANS. - THE ELECTRONIC DATA TRANSMITTED (DATA) MAY BE ALTERED DURING TRANSIT AND TRANSLATION. - JAED CORPORATION DO NOT WARRANT OR MAKE ANY REPRESENTATIONS WITH RESPECT TO THE ACCURACY OF THE DATA. - THE RECEIVER WILL COMPARE THE DATA WITH AVAILABLE HARD COPIES. - JAED CORPORATION RETAINS ALL OWNERSHIP, COPYRIGHT,

DOOR AND FRAME SCHEDULE

DOOR NUMBER	DOOR WIDTH	DOOR HEIGHT	DOOR THICKNESS	DOOR TYPE	DOOR MATERIAL	FRAME TYPE	FRAME MATERIAL	FRAME DEPTH	DETAILS HEAD	DETAILS JAMB	DETAILS SILL	FIRE RATING	HARDWARE SET	REMARKS
"A" CLUSTER														
A001.1	3'-0" (2'-0")	7'-0"	1 3/4"	B	WD	1	HM	5 3/4"	H-2	J-2		N/A	SET #03	2
A101.1	4'-0"	6'-8"	1 3/4"	A	WD	1	HM	5 7/8"	H-1	J-1		N/A	SET #04	3
A102.1	3'-0"	6'-9 3/4"	1 3/4"	A	HM	EXIST.	EXIST.	EXIST.	N/A	N/A	N/A	N/A	SET #05	1, 4
A102.2	4'-0"	8'-0"	1 3/4"	A	WD	1	HM	5 7/8"	H-1	J-1		N/A	SET #04	3
A103.1	3'-0"	6'-9 3/4"	1 3/4"	A	HM	EXIST.	EXIST.	EXIST.	N/A	N/A	N/A	N/A	SET #05	1, 4
A103.2	4'-0"	8'-0"	1 3/4"	A	WD	1	HM	5 7/8"	H-1	J-1		N/A	SET #04	3
A105.1	3'-0"	6'-9 3/4"	1 3/4"	A	HM	EXIST.	EXIST.	EXIST.	N/A	N/A	N/A	N/A	SET #05	1, 4
A105.2	4'-0"	8'-0"	1 3/4"	A	WD	1	HM	5 7/8"	H-1	J-1		N/A	SET #04	3
A106.1	3'-0"	6'-9 3/4"	1 3/4"	A	HM	EXIST.	EXIST.	EXIST.	N/A	N/A	N/A	N/A	SET #05	1, 4
A106.2	4'-0"	8'-0"	1 3/4"	A	WD	1	HM	5 7/8"	H-1	J-1		N/A	SET #04	3
A108.1	3'-0"	6'-9 3/4"	1 3/4"	A	HM	EXIST.	EXIST.	EXIST.	N/A	N/A	N/A	N/A	SET #05	1, 4
A108.2	4'-0"	8'-0"	1 3/4"	A	WD	1	HM	5 7/8"	H-1	J-1		N/A	SET #04	3
A109.1	3'-0"	6'-9 3/4"	1 3/4"	A	HM	EXIST.	EXIST.	EXIST.	N/A	N/A	N/A	N/A	SET #05	1, 4
A109.2	4'-0"	8'-0"	1 3/4"	A	WD	1	HM	5 7/8"	H-1	J-1		N/A	SET #04	3
"B" CLUSTER														
B001.1	3'-0" (2'-0")	7'-0"	1 3/4"	B	WD	1	HM	5 3/4"	H-2	J-2		N/A	SET #03	2
B006.1	4'-0"	6'-8"	1 3/4"	A	WD	1	HM	5 7/8"	H-1	J-1		N/A	SET #04	3
B102.1	3'-0"	6'-9 3/4"	1 3/4"	A	HM	EXIST.	EXIST.	EXIST.	N/A	N/A	N/A	N/A	SET #05	1, 4
B102.2	4'-0"	8'-0"	1 3/4"	A	WD	1	HM	5 7/8"	H-1	J-1		N/A	SET #04	3
B103.1	3'-0"	6'-9 3/4"	1 3/4"	A	HM	EXIST.	EXIST.	EXIST.	N/A	N/A	N/A	N/A	SET #05	1,4
B103.2	4'-0"	8'-0"	1 3/4"	A	WD	1	HM	5 7/8"	H-1	J-1		N/A	SET #04	3
B105.1	3'-0"	6'-9 3/4"	1 3/4"	A	HM	EXIST.	EXIST.	EXIST.	N/A	N/A	N/A	N/A	SET #05	1, 4
B105.2	4'-0"	8'-0"	1 3/4"	A	WD	1	HM	5 7/8"	H-1	J-1		N/A	SET #04	3
B106.1	3'-0"	6'-9 3/4"	1 3/4"	A	HM	EXIST.	EXIST.	EXIST.	N/A	N/A	N/A	N/A	SET #05	1, 4
B106.2	4'-0"	8'-0"	1 3/4"	A	WD	1	HM	5 7/8"	H-1	J-1		N/A	SET #04	3
B108.1	3'-0"	6'-9 3/4"	1 3/4"	A	HM	EXIST.	EXIST.	EXIST.	N/A	N/A	N/A	N/A	SET #05	1, 4
B108.2	4'-0"	8'-0"	1 3/4"	A	WD	1	HM	5 7/8"	H-1	J-1		N/A	SET #04	3
B109.1	3'-0"	6'-9 3/4"	1 3/4"	A	HM	EXIST.	EXIST.	EXIST.	N/A	N/A	N/A	N/A	SET #05	1, 4
B109.2	4'-0"	8'-0"	1 3/4"	A	WD	1	HM	5 7/8"	H-1	J-1		N/A	SET #04	3
"C" CLUSTER														
C001.1	3'-0" (2'-0")	7'-0"	1 3/4"	B	WD	1	HM	5 3/4"	H-2	J-2		N/A	SET #03	2
C007.1	3'-0"	7'-0"	1 3/4"	A	HM	2	HM	5 3/4"	2/A-602	6/A-602	10/A-602	N/A	SET #07	1, 3
C008.1	PR 2'-6"	6'-6"	1 3/4"	A	HM	EXIST.	EXIST.	EXIST.	N/A	N/A	N/A	N/A	SET #06	1, 4
C102.1	3'-0"	6'-9 3/4"	1 3/4"	A	HM	EXIST.	EXIST.	EXIST.	N/A	N/A	N/A	N/A	SET #05	1, 4
C102.2	4'-0"	8'-0"	1 3/4"	A	WD	1	HM	5 7/8"	H-1	J-1		N/A	SET #04	3
C103.1	3'-0"	6'-9 3/4"	1 3/4"	A	HM	EXIST.	EXIST.	EXIST.	N/A	N/A	N/A	N/A	SET #05	1, 4
C103.2	4'-0"	8'-0"	1 3/4"	A	WD	1	HM	5 7/8"	H-1	J-1		N/A	SET #04	3
C105.1	3'-0"	6'-9 3/4"	1 3/4"	A	HM	EXIST.	EXIST.	EXIST.	N/A	N/A	N/A	N/A	SET #05	1, 4
C105.2	4'-0"	8'-0"	1 3/4"	A	WD	1	HM	5 7/8"	H-1	J-1		N/A	SET #04	3
C106.1	3'-0"	6'-9 3/4"	1 3/4"	A	HM	EXIST.	EXIST.	EXIST.	N/A	N/A	N/A	N/A	SET #05	1, 4
C106.2	4'-0"	8'-0"	1 3/4"	A	WD	1	HM	5 7/8"	H-1	J-1		N/A	SET #04	3
C108.1	3'-0"	6'-9 3/4"	1 3/4"	A	HM	EXIST.	EXIST.	EXIST.	N/A	N/A	N/A	N/A	SET #05	1, 4
C108.2	4'-0"	8'-0"	1 3/4"	A	WD	1	HM	5 7/8"	H-1	J-1		N/A	SET #04	3
C109.1	3'-0"	6'-9 3/4"	1 3/4"	A	HM	EXIST.	EXIST.	EXIST.	N/A	N/A	N/A	N/A	SET #05	1, 4
C109.2	4'-0"	8'-0"	1 3/4"	A	WD	1	HM	5 7/8"	H-1	J-1		N/A	SET #04	3
"D" CLUSTER														
D001.1	3'-0" (2'-0")	7'-0"	1 3/4"	B	WD	1	HM	5 3/4"	H-2	J-2		N/A	SET #03	2
D101F.1	3'-0"	7'-0"	1 3/4"	A	HM	1	HM	4 3/4"	H-1	J-1		90 MIN	SET #15	3
D103.1	3'-0"	6'-9 3/4"	1 3/4"	A	HM	EXIST.	EXIST.	EXIST.	N/A	N/A	N/A	N/A	SET #05	1, 4
D103.2	4'-0"	8'-0"	1 3/4"	A	WD	1	HM	5 7/8"	H-1	J-1		N/A	SET #04	3
D104.1	3'-0"	6'-9 3/4"	1 3/4"	A	HM	EXIST.	EXIST.	EXIST.	N/A	N/A	N/A	N/A	SET #05	1, 4
D104.2	4'-0"	8'-0"	1 3/4"	A	WD	1	HM	5 7/8"	H-1	J-1		N/A	SET #04	3
D106.1	3'-0"	6'-9 3/4"	1 3/4"	A	HM	EXIST.	EXIST.	EXIST.	N/A	N/A	N/A	N/A	SET #05	1, 4
D106.2	4'-0"	8'-0"	1 3/4"	A	WD	1	HM	5 7/8"	H-1	J-1		N/A	SET #04	3
D107.1	3'-0"	6'-9 3/4"	1 3/4"	A	HM	EXIST.	EXIST.	EXIST.	N/A	N/A	N/A	N/A	SET #05	1, 4
D107.2	4'-0"	8'-0"	1 3/4"	A	WD	1	HM	5 7/8"	H-1	J-1		N/A	SET #04	3
D109.1	3'-0"	6'-9 3/4"	1 3/4"	A	HM	EXIST.	EXIST.	EXIST.	N/A	N/A	N/A	N/A	SET #05	1, 4
D109.2	4'-0"	8'-0"	1 3/4"	A	WD	1	HM	5 7/8"	H-1	J-1		N/A	SET #04	3
D110.1	3'-0"	6'-9 3/4"	1 3/4"	A	HM	EXIST.	EXIST.	EXIST.	N/A	N/A	N/A	N/A	SET #05	1, 4
D110.2	4'-0"	8'-0"	1 3/4"	A	WD	1	HM	5 7/8"	H-1	J-1		N/A	SET #04	3
"E" CLUSTER														
E002.1	PR 3'-0"	6'-6"	1 3/4"	B	HM	4	HM	5 3/4"	2/A-602	6/A-602	10/A-602	N/A	SET #06	1, 2, 5
E003.1	PR 3'-0"	6'-6"	1 3/4"	B	HM	4	HM	5 3/4"	2/A-602	6/A-602	10/A-602	N/A	SET #06	1, 2, 5
E005.1	3'-0"	6'-6"	1 3/4"	A	HM	EXIST.	EXIST.	EXIST.	N/A	N/A	N/A	N/A	SET #05	1, 4
E005.2	3'-0"	6'-6"	1 3/4"	A	HM	EXIST.	EXIST.	EXIST.	N/A	N/A	N/A	N/A	SET #05	1, 4
E006.1	3'-0" (2'-0")	7'-0"	1 3/4"	B	WD	1	HM	5 3/4"	H-2	J-2		N/A	SET #03	2
"F" CLUSTER														
F100.1	3'-0" (2'-0")	6'-6"	1 3/4"	A	HM	EXIST.	EXIST.	EXIST.	N/A	N/A	N/A	N/A	SET #06	1, 4
F100.2	3'-0" (2'-0")	6'-6"	1 3/4"	A	HM	EXIST.	EXIST.	EXIST.	N/A	N/A	N/A	N/A	SET #06	1, 4
F100.3	PR 3'-0"	7'-0"	1 3/4"	B	WD	B	HM	5 3/4"	H-2	J-2		N/A	SET #03	2
F102.1	3'-0"	6'-6"	1 3/4"	A	WD	EXIST	EXIST	EXIST.	N/A	N/A	N/A	N/A	SET #18	4
F102.2	3'-0"	6'-6"	1 3/4"	A	WD	EXIST	EXIST	EXIST.	N/A	N/A	N/A	N/A	SET #10	4
F102.3	3'-0"	6'-6"	1 3/4"	A	WD	EXIST	EXIST	EXIST.	N/A	N/A	N/A	N/A	SET #18	4
F102.4	3'-0"	6'-6"	1 3/4"	A	WD	EXIST	EXIST	EXIST.	N/A	N/A	N/A	N/A	SET #01	4
F103.1	3'-0"	6'-6"	1 3/4"	A	WD	EXIST	EXIST	EXIST.	N/A	N/A	N/A	N/A	SET #18	4
F103.2	3'-0"	6'-6"	1 3/4"	A	WD	EXIST	EXIST	EXIST.	N/A	N/A	N/A	N/A	SET #10	4
F103.3	3'-0"	6'-6"	1 3/4"	A	WD	EXIST	EXIST	EXIST.	N/A	N/A	N/A	N/A	SET #18	4
F103.4	3'-0"	6'-6"	1 3/4"	A	WD	EXIST	EXIST	EXIST.	N/A	N/A	N/A	N/A	SET #01	4
F105.1	3'-0"	6'-6"	1 3/4"	A	HM	EXIST.	EXIST.	EXIST.	N/A	N/A	N/A	N/A	SET #05	1, 4
F105.2	PR 2'-10"	7'-2"	1 3/4"	B	WD	EXIST	EXIST	EXIST.	N/A	N/A	N/A	N/A	SET #03	2, 4
F105.3	PR 2'-6"	6'-6"	1 3/4"	A	WD	EXIST	EXIST	EXIST.	N/A	N/A	N/A	N/A	SET #16	4
F105.4	PR 2'-6"	6'-6"	1 3/4"	A	WD	EXIST	EXIST	EXIST.	N/A	N/A	N/A	N/A	SET #16	4
F106.1	3'-0" (2'-0")	6'-6"	1 3/4"	A	HM	EXIST.	EXIST.	EXIST.	N/A	N/A	N/A	N/A	SET #09	1, 4
F110.1	3'-0"	6'-6"	1 3/4"	A	HM	EXIST.	EXIST.	EXIST.	N/A	N/A	N/A	N/A	SET #05	1, 4
F110A.1	3'-0" (2'-0")	6'-6"	1 3/4"	A	HM	EXIST.	EXIST.	EXIST.	N/A	N/A	N/A	N/A	SET #08	1, 3, 4
F111.1	PR 2'-6"	6'-6"	1 3/4"	A	HM	EXIST.	EXIST.	EXIST.	N/A	N/A	N/A	N/A	SET #08	1, 4
"G" CLUSTER														
G001.1	PR 2'-10"	6'-6"	1 3/4"	C	HM	EXIST.	EXIST.	EXIST.	N/A	N/A	N/A	N/A	SET #06	1, 2, 4, 5, 6, 7, 8
G001.2	PR 2'-10"	6'-6"	1 3/4"	C	HM	EXIST.	EXIST.	EXIST.	N/A	N/A	N/A	N/A	SET #13	2, 4, 5, 6, 7, 8
G100.1	3'-0"	6'-6"	1 3/4"	A	HM	EXIST.	EXIST.	EXIST.	N/A	N/A	N/A	N/A	SET #05	1, 4
G101.1	3'-0"	7'-0"	1 3/4"	B	WD	2	HM	5 3/4"	H-2	J-2		N/A	SET #02	2
G101.2	3'-0"	6'-9 3/4"	1 3/4"	A	HM	EXIST.	EXIST.	EXIST.	N/A	N/A	N/A	N/A	SET #05	1, 4
G101.3	4'-0"	6'-8"	1 3/4"	A	WD	1	HM	5 7/8"	H-1	J-1		N/A	SET #04	3
G102.1	3'-0"	7'-0"	1 3/4"	B	WD	2	HM	8 3/4"	H-2	J-2		N/A	SET #10	
G103.1	3'-0"	7'-0"	1 3/4"	B	WD	2	HM	5 3/4"	H-2	J-2		N/A	SET #02	2
G103.2	3'-0"	6'-9 3/4"	1 3/4"	A	HM	EXIST.	EXIST.	EXIST.	N/A	N/A	N/A	N/A	SET #05	1, 4
G103.3	PR 3'-0"	7'-0"	1 3/4"	D	AL/GL	SF-E	AL/GL	4 1/2"	2/A-650	1/A-650	8/A-650	N/A	BY MFR.	2
G103.4	3'-0"	7'-0"	1 3/4"	B	WD	1	HM	5 7/8"	H-1	J-1		N/A	SET #01	2
G103.5	3'-0"	7'-0"	1 3/4"	B	WD	1	HM	5 7/8"	H-1	J-1		N/A	SET #01	2
G103.6	4'-0"	6'-8"	1 3/4"	A	WD	1	HM	5 7/8"	H-1	J-1		N/A	SET #04	3
G103.7	4'-0"	6'-8"	1 3/4"	A	WD	1	HM	5 7/8"	H-1	J-1		N/A	SET #04	3
G104.1	3'-0"	7'-0"	1 3/4"	B	WD	1	HM	5 7/8"	H-1	J-1		N/A	SET #11	2
G104.2	4'-0"	6'-8"	1 3/4"	A	WD	1	HM	5 7/8"	H-1	J-1		N/A	SET #04	3
G105.1	3'-0"	7'-0"	1 3/4"	B	WD	1	HM	5 7/8"	H-1	J-1		N/A	SET #11	2
G106.1	3'-0"	7'-0"	1 3/4"	B	WD	1	HM	5 7/8"	H-1	J-1		N/A	SET #11	2
G107.1	3'-0"	7'-0"	1 3/4"	B	WD	1	HM	5 7/8"	H-1	J-1		N/A	SET #11	2
G108.1	3'-0"	7'-0"	1 3/4"	B	WD	1	HM	5 7/8"	H-1	J-1		N/A	SET #11	2
G109.1	3'-0"	7'-0"	1 3/4"	B	WD	1	HM	5 7/8"	H-1	J-1		N/A	SET #11	2
G109.2	4'-0"	6'-8"	1 3/4"	A	WD	1	HM	5 7/8"	H-1	J-1		N/A	SET #04	3
G110.1	3'-0"	6'-6"	1 3/4"	C	WD	EXIST.	EXIST.	EXIST.	N/A	N/A	N/A	N/A	SET #11	2, 4
G111.1	3'-0" (2'-0")	6'-6"	1 3/4"	B	WD	EXIST.	EXIST.	EXIST.	N/A	N/A	N/A	N/A	SET #13	2, 4
G111.2	3'-0"	7'-0"	1 3/4"	A	HM	2	HM	5 3/4"	2/A-602	6/A-602	10/A-602	N/A	SET #05	1
G111.3	3'-0"	7'-0"	1 3/4"	A	WD	1	HM	5 7/8"	H-1	J-1		N/A	SET #12	
G112.1	3'-0"	7'-0"	1 3/4"	A	WD	3	HM	5 3/4"	H-2	J-2		N/A	SET #11	2
G112.2	4'-0"	6'-8"	1 3/4"	A	WD	1	HM	5 7/8"	H-1	J-1		N/A	SET #04	3
G112.3	3'-0"	7'-0"	1 3/4"	A	HM	2	HM	5 3/4"	2/A-602	6/A-602	10/A-602	N/A	SET #05	1
G113.1	3'-0"	7'-0"	1 3/4"	B	WD	2	HM	8 3/4"	H-2	J-2		N/A	SET #10	
G114.1	3'-0"	7'-0"	1 3/4"	D	AL/GL	SF-D	AL/GL	4 1/2"	4/A-650	12/A-650	8/A-650	N/A	SET #14	2
G114.2	3'-0"	7'-0"	1 3/4"	B	WD	1	HM	5 7/8"	H-1	J-1		N/A	SET #02	2
G115.1	3'-0"	7'-0"	1 3/4"	A	WD	2	HM	4 3/4"	H-2	J-2		N/A	SET #12	
G116.1	3'-0"	7'-0"	1 3/4"	A	WD	2	HM	4 3/4"	H-2	J-2		N/A	SET #01	3
"H" CLUSTER														
H001.1	3'-0"	6'-6"	1 3/4"	A	HM	EXIST.	EXIST.	EXIST.	N/A	N/A	N/A	N/A	SET #05	1, 4
H004.1	3'-0"	6'-6"	1 3/4"	A	HM	EXIST.	EXIST.	EXIST.	N/A	N/A	N/A	N/A	SET #05	1, 4
H004.2	3'-0"	6'-6"	1 3/4"	A	HM	EXIST.	EXIST.	EXIST.	N/A	N/A	N/A	N/A	SET #05	1, 4

HARDWARE SCHEDULE:

HARDWARE SET #01:

(3) 4.5" BUTT-HINGE WITH NON-REMOVABLE PIN
(1) SURFACE MOUNTED DOOR CLOSER
(1) STOREROOM FUNCTION CYLINDRICAL LOCKSET WITH LEVER HANDLE
SILENCERS

HARDWARE SET #02

(3) 4.5" BUTT-HINGE WITH NON-REMOVABLE PIN
(1) SURFACE MOUNTED DOOR CLOSER WITH INTEGRAL STOP
(1) CLASSROOM SECURITY FUNCTION CYLINDRICAL LOCKSET WITH LEVER HANDLE
SILENCERS

HARDWARE SET #03:

(6) 4.5" BUTT-HINGE WITH NON-REMOVABLE PIN
(2) SURFACE MOUNTED DOOR CLOSER
(2) SURFACE MOUNTED VERTICAL ROD EXIT DEVICE WITH PASSAGE FUNCTION LEVER HANDLE
(2) ELECTRO-MAGNETIC DOOR HOLD OPEN
SILENCERS
ASTRAGAL DOOR SEAL

HARDWARE SET #04:

(3) 4.5" BUTT-HINGE WITH NON-REMOVABLE PIN
(1) STOREROOM FUNCTION CYLINDRICAL LOCKSET WITH LEVER HANDLE
(1) WALL STOP
SILENCERS

HARDWARE SET #05:

(1) CONTINUOUS ROTOR HINGE
(1) CLOSER WITH INTEGRAL STOP
(1) RIM MOUNTED EXIT DEVICE WITH NO EXTERIOR OPERATION
(1) ADA COMPLIANT ALUMINUM THRESHOLD, TO MATCH DOOR FRAME WIDTH
WEATHER-STRIPPING

HARDWARE SET #06:

(2) CONTINUOUS ROTOR HINGE
(2) CLOSER WITH INTEGRAL STOP
(2) SURFACE MOUNTED VERTICAL ROD EXIT DEVICE WITH ENTRY FUNCTION LEVER HANDLE
(1) ADA COMPLIANT ALUMINUM THRESHOLD, TO MATCH DOOR FRAME WIDTH
WEATHER-STRIPPING

HARDWARE SET #07:

(1) CONTINUOUS ROTOR HINGE
(1) CLOSER WITH INTEGRAL STOP
(1) RIM MOUNTED EXIT DEVICE WITH STOREROOM FUNCTION LEVER HANDLE
(1) ADA COMPLIANT ALUMINUM THRESHOLD, TO MATCH DOOR FRAME WIDTH
WEATHER-STRIPPING

HARDWARE SET #08:

(2) CONTINUOUS ROTOR HINGE
(2) CLOSER WITH INTEGRAL STOP
(2) SURFACE MOUNTED VERTICAL ROD EXIT DEVICE WITH STOREROOM FUNCTION LEVER HANDLE
(1) ADA COMPLIANT ALUMINUM THRESHOLD, TO MATCH DOOR FRAME WIDTH
WEATHER-STRIPPING

HARDWARE SET #09:

(6) 4.5" BUTT-HINGE WITH NON-REMOVABLE PIN
(2) CLOSER WITH INTEGRAL STOP
(2) SURFACE MOUNTED VERTICAL ROD EXIT DEVICE WITH NO EXTERIOR OPERATION
(1) ADA COMPLIANT ALUMINUM THRESHOLD, TO MATCH DOOR FRAME WIDTH
WEATHER-STRIPPING

HARDWARE SET #10:

(3) 4.5" BUTT-HINGE WITH NON-REMOVABLE PIN
(1) SURFACE MOUNTED CLOSER
(1) 4"x16" PUSH PLATE
(1) 4"x16" PULL PLATE
(1) 12" KICK PLATE
(1) WALL STOP
SILENCERS

HARDWARE SET #11:

(3) 4.5" BUTT-HINGE WITH NON-REMOVABLE PIN
(1) OFFICE FUNCTION CYLINDRICAL LOCKSET WITH LEVER HANDLE
(1) WALL STOP
SILENCERS

HARDWARE SET #12:

(3) 4.5" BUTT-HINGE WITH NONOREMOVABLE PIN
(1) SURFACE MOUNTED CLOSER
(1) PRIVACY BATHROOM FUNCTION CYLINDRICAL LOCKSET WITH LEVER HANDLE
(1) WALL STOP
SILENCERS

HARDWARE SET #13:

(2) CONTINUOUS ROTOR HINGE
(2) SURFACE MOUNTED CLOSER
(2) SURFACE MOUNTED VERTICAL ROD EXIT DEVICE WITH PASSAGE FUNCTION LEVER HANDLE
(2) WALL STOP
(1) ELECTRIC LATCH RETRACTION DEVICE
(1) ELECTRIC STRIKE
(1) CARD READER
ASTRAGAL DOOR SEAL
SILENCERS

HARDWARE SET #14:

(1) CONTINUOUS ROTOR HINGE
(1) SURFACE MOUNTED CLOSER
(1) RIM MOUNTED EXIT DEVICE WITH CLASSROOM FUNCTION LEVER HANDLE
SILENCERS

HARDWARE SET #15:

(3) 4.5" BUTT-HINGE WITH NON-REMOVABLE PIN
(1) SURFACE MOUNTED DOOR CLOSER
(1) RIM MOUNTED EXIT DEVICE WITH CLOSET FUNCTION LEVER HANDLE
SILENCERS

HARDWARE SET #16:

(6) 4.5" BUTT-HINGE WITH NON-REMOVABLE PIN
(1) CLOSET FUNCTION CYLINDRICAL LOCKSET WITH LEVER HANDLE
(2) 12" KICK PLATE
(2) SURFACE MOUNTED FLUSH BOLT
SILENCERS

HARDWARE SET #17:

(6) 4.5" BUTT-HINGE WITH NON-REMOVABLE PIN
(1) CLASSROOM FUNCTION CYLINDRICAL LOCKSET WITH LEVER HANDLE
(2) 12" KICK PLATE
(2) SURFACE MOUNTED CLOSER
(2) SURFACE MOUNTED FLUSH BOLT
SILENCERS

HARDWARE SET #18:

(3) 4.5" BUTT-HINGE WITH NON-REMOVABLE PIN
(1) SURFACE MOUNTED CLOSER
(1) 4"x16" PUSH PLATE
(1) 4"x16" PULL PLATE
(1) DEADBOLT LOCKSET
(1) 12" KICK PLATE
(1) WALL STOP
SILENCERS

DOOR REMARKS:

1. A60 GALVANIZED HOLLOW FRAME AND/OR DOOR.
2. PROVIDE FULLY TEMPERED GLAZING IN DOOR AND/OR FRAME.
3. PROVIDE INTEGRAL TACTILE WARNING ON KNOB/LEVER HANDLE.
4. EXISTING FRAME TO REMAIN. WIRE BRUSH CLEAN OF ANY RUST, DIRT, DEBRIS, ETC. PRIME AND PAINT TO MATCH NEW DOOR COLOR.
5. 14mil. IMPACT SECURITY FILM OVER ALL EXTERIOR DOOR AND FRAME GLAZING.
6. PROVIDE POWER SUPPLY AS REQUIRED FOR ELECTRIC HARDWARE DEVICES PROVIDED IN SPECIFIED HARDWARE SET.
7. TIE-IN NEW DOOR ACCESS CONTROL HARDWARE TO EXISTING BUILDING ACCESS CONTROL SYSTEM, TO BE OPERATED FROM MAIN OFFICE.
8. DOOR FUNCTION:
   8.1. FROM EXTERIOR - LOCKSET TO BE OPERATED BY KEY, CARD SWIPE, OR REMOTE LATCH RETRACTION.
   8.2. FROM INTERIOR - PANIC HARDWARE TO ALLOW FOR EMERGENCY EGRESS AT ALL TIMES.

GENERAL NOTES:

GENERAL:

1. FOR DOOR HEAD, JAMB, & THRESHOLD DETAILS RE: A-602 UNO.
2. SYMBOL * DENOTES LOCATION REQUIRING TEMPERED GLAZING. TYPICAL.

DOORS:

1. EXTERIOR DOOR FINISHES UNLESS NOTED OTHERWISE
   ALUMINUM STOREFRONT: CLEAR ANODIZED
   HOLLOW METAL: FACTORY A60 GALV & PRIMED FOR FIELD PAINTING
2. INTERIOR DOOR FINISHES:
   A. ALUMINUM STOREFRONT: CLEAR ANODIZED
   B. WOOD: FACTORY PRE-FINISHED
   C. HOLLOW METAL: FACTORY PRIMED FOR FIELD PAINTING UNO
3. FRAME PROFILE DEPTH DIMENSION GIVEN INCLUDES THE THROAT DIMENSION PLUS 1" [1/2" RETURNS BOTH SIDES] UNO RE: A-602
4. FIELD PAINT ALL METAL FRAMES w/ COLOR AS SELECTED BY THE ARCHITECT. RE: ARCHITECTURAL EXTERIOR ELEVATIONS &/or FINISH SCHEDULE.

HARDWARE:

1. HARDWARE & ACCESSORY LIST SCHEDULE ESTABLISHES GENERAL SCOPE REQUIREMENTS. CONTRACTOR, SUPPLIERS &/or MANUFACTURERS TO PROVIDE ALL NECESSARY ACCESSORIES, SCREWS, SEX BOLTS, STRIKES, COVER PLATES, TOOLS, ETC. FOR A COMPLETED INSTALLATION OF HARDWARE FOR A FULLY FUNCTIONAL SYSTEM FOR THE INTENDED USE.
2. TYPICAL HARDWARE FINISH REQUIREMENTS UNO.
   HARDWARE FINISH: US26D
   KICK PLATES METAL FINISH: US26D
   WASH & TOILET ROOMS: US26
B. CLOSERS, THRESHOLDS, WEATHERSTRIPPING, ETC TO APPROXIMATE DOOR HARDWARE FINISH NOTED ABOVE.
C. CYLINDER FINISH IS TO MATCH FINISH OF ITEM IN WHICH CYLINDER IS INSTALLED IN UNO. (IE. STOREFRONT FRAME COLOR, EXIT DEVICE FINISH, LOCKSET FINISH, etc.
3. PROVIDE LEVER HANDLES @ ALL LATCHSETS, LOCKSETS, PANIC DEVICES, DUMMY LATCHSETS TYPICAL UNO.
4. TACTILE WARNING: PROVIDE MECHANICAL KNURLING WHERE REQUIRED (HIGH HAZARDS, ELECTRICAL & MECHANICAL ROOMS, ETC.) ABRASIVE COATINGS APPLIED ARE NOT ACCEPTABLE.
5. PROVIDE DOOR SILENCERS @ ALL DOORS NOT RECEIVING WEATHERSTRIPPING.
   SINGLE DOORS PROVIDE 3
   DOUBLE DOORS PROVIDE 2
6. PROVIDE FULL WEATHERSTRIPPING @ ALL EXTERIOR DOORS, HEAD, JAMBS, SILLS TYPICAL UNO.
7. PROVIDE ALUMINUM THRESHOLDS BY DOOR(S) WIDTH WHERE SHOWN ON PLANS, IN SILL DETAILS, &/or WHERE NOTED. TYPICAL.
8. AT ALL WALL MOUNTED DOOR STOPS STUD FRAME WALLS, PROVIDE 2x6 FRT WOOD BLOCKING &/or 6" x 20 gauge METAL PLATE UNDER THE GYPSUM WALL BOARD SECURED TO THE STUDS TO ATTACH THE STOP TO.

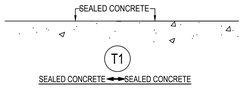

T1 T3 T5

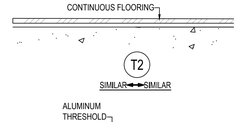

T2 T4 T6

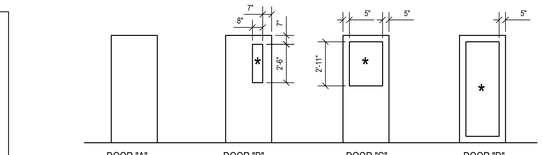

1 A-701 DOOR ELEVATION TYPES
SCALE: 1/4" = 1'-0"

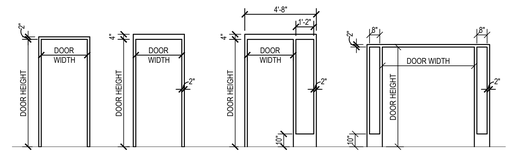

2 A-701 HOLLOW METAL FRAME TYPES
SCALE: 1/4" = 1'-0"

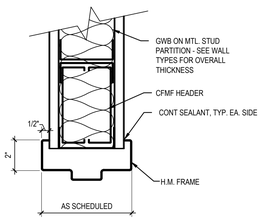

H - 1

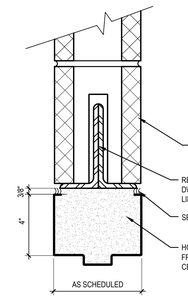

H - 2

3 A-701 INTERIOR DOOR HEAD DETAIL TYPES
SCALE: 3" = 1'-0"

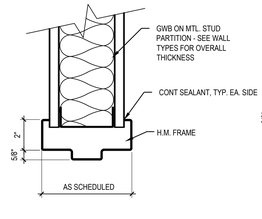

J-1

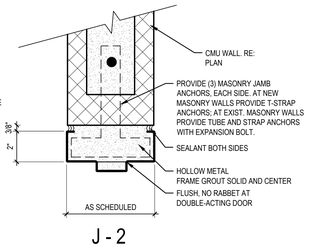
CMU WALL. RE: PLAN
PROVIDE (3) MASONRY JAMB ANCHORS, EACH SIDE. AT NEW MASONRY WALLS PROVIDE T-STRAP ANCHORS; AT EXIST. MASONRY WALLS PRO

THE RECEIVER OF THESE PLANS BY HARD COPY OR ELECTRONIC TRANSMISSION BY USE THEREOF UNDERSTANDS AND AGREES AS FOLLOWS: - THESE ELECTRONIC DATA TRANSMITTED (THAT HAVE BE ALL TERES DURING TRANSIT AND TRANSLATION. - JAED CORPORATION DO NOT WARRANT OR MAKE ANY REPRESENTATIONS WITH RESPECT TO THE ACCURACY OF THE DATA. - THE RECEIVER WILL COMPARE THE DATA WITH AVAILABLE HARD COPIES. - THE RECEIVER WILL NOTIFY JAED CORPORATION IMMEDIATELY OF ANY DISCREPANCIES THAT EXIST. - THE RECEIVER AGREES TO HOLD JAED CORPORATION AND ASSOCIATES HARMLESS FROM ANY AND ALL CLAIMS, DAMAGES AND LOSSES ARISING OUT OF OR RESULTING FROM THE USE OF ELECTRONIC DATA.

PROPRIETARY AND CONFIDENTIAL - ALL DRAWINGS, SPECIFICATIONS AND ELECTRONIC DATA ARE THE PROPERTY OF STUDIO JAED ARCHITECTS & ENGINEERS AND ARE NOT TO BE USED IN WHOLE OR IN PART FOR ANY PURPOSE OTHER THAN THE PROJECT SPECIFICALLY IDENTIFIED HEREIN. - ANY REPRODUCTION OR UNAUTHORIZED USE OF THESE DOCUMENTS WITHOUT THE EXPRESS WRITTEN CONSENT OF STUDIO JAED ARCHITECTS & ENGINEERS IS STRICTLY PROHIBITED. - ANY USE OF THESE DOCUMENTS BY ANY PARTY FOR ANY OTHER PROJECT OR EXTENSION TO THIS PROJECT, EXCEPT BY AGREEMENT IN WRITING AND APPROPRIATE COMPENSATION TO STUDIO JAED ARCHITECTS & ENGINEERS, WILL BE AT THE USER'S SOLE RISK AND WITHOUT LIABILITY OR LEGAL EXPOSURE TO STUDIO JAED ARCHITECTS & ENGINEERS. - ALL TITLE BLOCKS, STATUTORY AND OTHER RESERVED RIGHTS OF STUDIO JAED ARCHITECTS & ENGINEERS, INCLUDING COPYRIGHT, SHALL BE RETAINED AND PROTECTED IN ANY USE OF THESE DOCUMENTS.

AVAILABLE HARD COPIES. - JAED CORPORATION RETAINS ALL OWNERSHIP, COPYRIGHT, AND OTHER INTELLECTUAL PROPERTY INTERESTS IN THE DATA AND INFORMATION ON THE PLANS. - THE RECEIVER WARRANTS THAT IT WILL NOT REPRODUCE OR OTHERWISE MAKE USE OF THE DATA OR PLANS IN ANY ENDEAVOR NOT DIRECTLY RELATED TO THE PROJECT FOR WHICH IT

9/20/2022 3:19 PM

SIGNAGE SCHEDULE

ROOM NO.	NAME	SIGN TYPE	SIZE	FONT STYLE	FONT COLOR	BACKER COLOR	MOUNTING	GLASS BACKER	REMARKS	ROOM NO
"A" CLUSTER										
	A CLUSTER	K	8"	FRANKLIN GOTHIC DEMI	TBD	N/A	WALL	NO		
A001A	JANITOR	A	4" X 8"	FRANKLIN GOTHIC DEMI	TBD	TBD	WALL	NO		A001A
A001B	SUPPLY / STORAGE	A	4" X 8"	FRANKLIN GOTHIC DEMI	TBD	TBD	WALL	NO		A001B
A001C	COUNSELING	B	8" X 8"	FRANKLIN GOTHIC DEMI	TBD	TBD	WALL	NO	INSERT	A001C
A100A	ALL GENDER TOILET ROOM	D	8" X 8"	FRANKLIN GOTHIC DEMI	TBD	TBD	WALL	NO		A100A
A101	HOME LIVING SUITE	B	8" X 8"	FRANKLIN GOTHIC DEMI	TBD	TBD	WALL	NO	INSERT	A101
A101A	ALL GENDER TOILET ROOM	D	8" X 8"	FRANKLIN GOTHIC DEMI	TBD	TBD	WALL	NO		A101A
A101B	JANITOR	A	4" X 8"	FRANKLIN GOTHIC DEMI	TBD	TBD	WALL	NO		A101B
A101D	MECHANICAL	A	4" X 8"	FRANKLIN GOTHIC DEMI	TBD	TBD	WALL	NO		A101C
A102	PRE-K CLASSROOM A7	B	8" X 8"	FRANKLIN GOTHIC DEMI	TBD	TBD	GLASS	YES	INSERT	A102
102A	ALL GENDER TOILET ROOM	C	8" X 8"	FRANKLIN GOTHIC DEMI	TBD	TBD	WALL	NO		102A
A102B	STORAGE / OBSERVATION	A	4" X 8"	FRANKLIN GOTHIC DEMI	TBD	TBD	WALL	NO	QUANTITY 3	A102B
A102C	MECHANICAL	A	4" X 8"	FRANKLIN GOTHIC DEMI	TBD	TBD	WALL	NO		A102C
A103	PRE-K CLASSROOM A6	B	8" X 8"	FRANKLIN GOTHIC DEMI	TBD	TBD	GLASS	YES	INSERT	A103
A103A	ALL GENDER TOILET ROOM	C	8" X 8"	FRANKLIN GOTHIC DEMI	TBD	TBD	WALL	NO		A103A
A103B	MECHANICAL	A	4" X 8"	FRANKLIN GOTHIC DEMI	TBD	TBD	WALL	NO		A103B
A104	STORAGE / OBSERVATION	A	4" X 8"	FRANKLIN GOTHIC DEMI	TBD	TBD	WALL	NO	QUANITY 3	A104
A105	PRE-K CLASSROOM A3	B	8" X 8"	FRANKLIN GOTHIC DEMI	TBD	TBD	GLASS	YES	INSERT	A105
A105A	ALL GENDER TOILET ROOM	C	8" X 8"	FRANKLIN GOTHIC DEMI	TBD	TBD	WALL	NO		A105A
A105B	MECHANICAL	A	4" X 8"	FRANKLIN GOTHIC DEMI	TBD	TBD	WALL	NO		A105B
A106	PRE-K CLASSROOM A4	B	8" X 8"	FRANKLIN GOTHIC DEMI	TBD	TBD	GLASS	YES	INSERT	A106
A106A	ALL GENDER TOILET ROOM	C	8" X 8"	FRANKLIN GOTHIC DEMI	TBD	TBD	WALL	NO		A106A
A106B	MECHANICAL	A	4" X 8"	FRANKLIN GOTHIC DEMI	TBD	TBD	WALL	NO		A106B
A107	STORAGE	A	4" X 8"	FRANKLIN GOTHIC DEMI	TBD	TBD	WALL	NO	QUANTITY 3	A107
A108	PRE-K CLASSROOM A3	B	8" X 8"	FRANKLIN GOTHIC DEMI	TBD	TBD	GLASS	YES	INSERT	A108
A108A	ALL GENDER TOILET ROOM	C	8" X 8"	FRANKLIN GOTHIC DEMI	TBD	TBD	WALL	NO		A108A
A108B	MECHANICAL	A	4" X 8"	FRANKLIN GOTHIC DEMI	TBD	TBD	WALL	NO		A108B
A109	PRE-K CLASSROOM A2	B	8" X 8"	FRANKLIN GOTHIC DEMI	TBD	TBD	GLASS	YES	INSERT	A109
A109A	ALL GENDER TOILET ROOM	C	8" X 8"	FRANKLIN GOTHIC DEMI	TBD	TBD	WALL	NO		A109A
A109B	MECHANICAL	A	4" X 8"	FRANKLIN GOTHIC DEMI	TBD	TBD	WALL	NO		A109B
A110	STORAGE / OBSERVATION	A	4" X 8"	FRANKLIN GOTHIC DEMI	TBD	TBD	WALL	NO	QUANITY 3	A110
A110A	STORAGE	A	4" X 8"	FRANKLIN GOTHIC DEMI	TBD	TBD	WALL	NO		A110A
A111	READING CLINIC - OCCUPATION THERAPY A1	B	8" X 8"	FRANKLIN GOTHIC DEMI	TBD	TBD	WALL	NO	INSERT (QUANTITY 3)	A111
A111A	ALL GENDER TOILET ROOM	C	8" X 8"	FRANKLIN GOTHIC DEMI	TBD	TBD	WALL	NO		A111A
A112	PHYSICAL THERAPY	B	8" X 8"	FRANKLIN GOTHIC DEMI	TBD	TBD	WALL	NO	INSERT	A112
A113	STORAGE / WORKROOM	A	4" X 8"	FRANKLIN GOTHIC DEMI	TBD	TBD	WALL	NO	QUANITY 3	A113
A114	WORKROOM	B	4" X 8"	FRANKLIN GOTHIC DEMI	TBD	TBD	WALL	NO		A114
A114A	STORAGE	A	4" X 8"	FRANKLIN GOTHIC DEMI	TBD	TBD	WALL	NO		A114A
"B" CLUSTER										
	B CLUSTER	K	8"	FRANKLIN GOTHIC DEMI	TBD	N/A	WALL	NO		
B002	STORAGE	A	4" X 8"	FRANKLIN GOTHIC DEMI	TBD	TBD	WALL	NO		B002
B003	WOMEN	F	8" X 8"	FRANKLIN GOTHIC DEMI	TBD	TBD	WALL	NO		B003
B004	MEN	H	8" X 8"	FRANKLIN GOTHIC DEMI	TBD	TBD	WALL	NO		B004
B004A	MEN	H	8" X 8"	FRANKLIN GOTHIC DEMI	TBD	TBD	WALL	NO		B004A
B005	STORAGE	A	4" X 8"	FRANKLIN GOTHIC DEMI	TBD	TBD	WALL	NO	QUANTITY 2	B005
B006	TEACHER DINING - B10	A	8" X 8"	FRANKLIN GOTHIC DEMI	TBD	TBD	WALL	NO		B006
B007	JANITOR	A	4" X 8"	FRANKLIN GOTHIC DEMI	TBD	TBD	WALL	NO		B007
B100	ALL GENDER TOILET ROOM	C	8" X 8"	FRANKLIN GOTHIC DEMI	TBD	TBD	WALL	NO		B100A
B101	MUSIC ROOM - B9	B	8" X 8"	FRANKLIN GOTHIC DEMI	TBD	TBD	WALL	NO	INSERT (QUANTITY 2)	B101
B101A	ALL GENDER TOILET ROOM	C	8" X 8"	FRANKLIN GOTHIC DEMI	TBD	TBD	WALL	NO		B101A
B101B	PRACTICE ROOMS	A	4" X 8"	FRANKLIN GOTHIC DEMI	TBD	TBD	WALL	NO		B101B
B101C	PRACTICE ROOM 1	B	8" X 8"	FRANKLIN GOTHIC DEMI	TBD	TBD	WALL	NO	INSERT	B101C
B101D	PRACTICE ROOM 2	B	8" X 8"	FRANKLIN GOTHIC DEMI	TBD	TBD	WALL	NO	INSERT	B101D
B101E	STORAGE	A	4" X 8"	FRANKLIN GOTHIC DEMI	TBD	TBD	WALL	NO		B101E
B101F	OFFICE	B	8" X 8"	FRANKLIN GOTHIC DEMI	TBD	TBD	WALL	NO	INSERT	B101F
B102	PRE-K CLASSROOM B7	B	8" X 8"	FRANKLIN GOTHIC DEMI	TBD	TBD	GLASS	YES	INSERT	B102
B102A	ALL GENDER TOILET ROOM	C	8" X 8"	FRANKLIN GOTHIC DEMI	TBD	TBD	WALL	NO		B102A
B102B	MECHANICAL	A	4" X 8"	FRANKLIN GOTHIC DEMI	TBD	TBD	WALL	NO		B102B
B102C	STORAGE / OBSERVATION	A	4" X 8"	FRANKLIN GOTHIC DEMI	TBD	TBD	WALL	NO	QUANTITY 2	B102C
B103	PRE-K CLASSROOM - B6	B	8" X 8"	FRANKLIN GOTHIC DEMI	TBD	TBD	GLASS	YES	INSERT	B103
B103A	ALL GENDER TOILET ROOM	C	8" X 8"	FRANKLIN GOTHIC DEMI	TBD	TBD	WALL	NO		B103A
B103B	MECHANICAL	A	4" X 8"	FRANKLIN GOTHIC DEMI	TBD	TBD	WALL	NO		B103B
B104	STORAGE / OBSERVATION	A	4" X 8"	FRANKLIN GOTHIC DEMI	TBD	TBD	WALL	NO	QUANTITY 3	B104
B105	PRE-K CLASSROOM - B5	B	8" X 8"	FRANKLIN GOTHIC DEMI	TBD	TBD	GLASS	YES	INSERT	B105
B105A	ALL GENDER TOILET ROOM	C	8" X 8"	FRANKLIN GOTHIC DEMI	TBD	TBD	WALL	NO		B105A
B105B	MECHANICAL	A	4" X 8"	FRANKLIN GOTHIC DEMI	TBD	TBD	WALL	NO		B105B
B106	PRE-K CLASSROOM - B4	B	8" X 8"	FRANKLIN GOTHIC DEMI	TBD	TBD	GLASS	YES	INSERT	B106
B106A	ALL GENDER TOILET ROOM	C	8" X 8"	FRANKLIN GOTHIC DEMI	TBD	TBD	WALL	NO		B106A
B106B	MECHANICAL	A	8" X 8"	FRANKLIN GOTHIC DEMI	TBD	TBD	WALL	NO		B106B
B107	STORAGE / OBSERVATION	A	4" X 8"	FRANKLIN GOTHIC DEMI	TBD	TBD	WALL	NO	QUANTITY 3	B107
B108	PRE-K CLASSROOM - B3	B	8" X 8"	FRANKLIN GOTHIC DEMI	TBD	TBD	GLASS	YES	INSERT	B108
B108A	ALL GENDER TOILET ROOM	C	8" X 8"	FRANKLIN GOTHIC DEMI	TBD	TBD	WALL	NO		B108A
B108B	MECHANICAL	A	4" X 8"	FRANKLIN GOTHIC DEMI	TBD	TBD	WALL	NO		B108B
B109	PRE-K CLASSROOM - B2	B	8" X 8"	FRANKLIN GOTHIC DEMI	TBD	TBD	GLASS	YES	INSERT	B109
B109A	ALL GENDER TOILET ROOM	C	8" X 8"	FRANKLIN GOTHIC DEMI	TBD	TBD	WALL	NO		B109A
B109B	MECHANICAL	A	4" X 8"	FRANKLIN GOTHIC DEMI	TBD	TBD	WALL	NO		B109B
B109C	STORAGE / OBSERVATION	A	8" X 8"	FRANKLIN GOTHIC DEMI	TBD	TBD	WALL	NO		B109C
"C" CLUSTER										
	C CLUSTER	K	8"	FRANKLIN GOTHIC DEMI	TBD	N/A	WALL	NO		
C002	JANITOR	A	4" X 8"	FRANKLIN GOTHIC DEMI	TBD	TBD	WALL	NO		C002
C003	KITCHEN	A	8" X 8"	FRANKLIN GOTHIC DEMI	TBD	TBD	WALL	NO	QUANTITY 2	C003
C003A	ALL GENDER TOILET ROOM	C	8" X 8"	FRANKLIN GOTHIC DEMI	TBD	TBD	WALL	NO		C003A
C003B	STORAGE	A	4" X 8"	FRANKLIN GOTHIC DEMI	TBD	TBD	WALL	NO		C003B
C004	MECHANICAL - C9	A	8" X 8"	FRANKLIN GOTHIC DEMI	TBD	TBD	WALL	NO	QUANTITY 2	C004
C005	CUSTODIAL - F6	A	4" X 8"	FRANKLIN GOTHIC DEMI	TBD	TBD	WALL	NO	QUANTITY 3	C005
C006	LOCKER ROOM	A	8" X 8"	FRANKLIN GOTHIC DEMI	TBD	TBD	WALL	NO		C006
C006A	ALL GENDER TOILET ROOM	C	8" X 8"	FRANKLIN GOTHIC DEMI	TBD	TBD	WALL	NO		C006A
C007	ELECTRICAL ROOM	A	4" X 8"	FRANKLIN GOTHIC DEMI	TBD	TBD	WALL	NO		C007
C009	ELECTRIC ROOM	A	4" X 8"	FRANKLIN GOTHIC DEMI	TBD	TBD	WALL	NO		C009
C100A	ALL GENDER TOILET ROOM	C	8" X 8"	FRANKLIN GOTHIC DEMI	TBD	TBD	WALL	NO		C100A
C100B	ALL GENDER TOILET ROOM	C	8" X 8"	FRANKLIN GOTHIC DEMI	TBD	TBD	WALL	NO		C100B
C101	STORAGE									C101
C102	CLASSROOM - C7	B	8" X 8"	FRANKLIN GOTHIC DEMI	TBD	TBD	GLASS	YES	INSERT	C102
C102A	CLOSET	A	4" X 8"	FRANKLIN GOTHIC DEMI	TBD	TBD	WALL	NO		C102A
C102B	STORAGE	A	4" X 8"	FRANKLIN GOTHIC DEMI	TBD	TBD	WALL	NO		C102B
C102C	MECHANICAL	A	4" X 8"	FRANKLIN GOTHIC DEMI	TBD	TBD	WALL	NO		C102C
C103	CLASSROOM - C6	B	8" X 8"	FRANKLIN GOTHIC DEMI	TBD	TBD	GLASS	YES	INSERT	C103
C103A	ALL GENDER TOILET ROOM	C	8" X 8"	FRANKLIN GOTHIC DEMI	TBD	TBD	WALL	NO		C103A
C103B	MECHANICAL	A	4" X 8"	FRANKLIN GOTHIC DEMI	TBD	TBD	WALL	NO		C103B
C104	STORAGE / OBSERVATION	A	4" X 8"	FRANKLIN GOTHIC DEMI	TBD	TBD	WALL	NO	QUANTITY 3	C104
C105	CLASSROOM - C5	B	8" X 8"	FRANKLIN GOTHIC DEMI	TBD	TBD	GLASS	YES	INSERT	C105
C105A	ALL GENDER TOILET ROOM	C	8" X 8"	FRANKLIN GOTHIC DEMI	TBD	TBD	WALL	NO		C105A
C105B	MECHANICAL	A	4" X 8"	FRANKLIN GOTHIC DEMI	TBD	TBD	WALL	NO		C105B
C106	CLASSROOM - C4	B	8" X 8"	FRANKLIN GOTHIC DEMI	TBD	TBD	GLASS	YES	INSERT	C106
C106A	ALL GENDER TOILET ROOM	C	8" X 8"	FRANKLIN GOTHIC DEMI	TBD	TBD	WALL	NO		C106A
C106B	MECHANICAL	A	8" X 8"	FRANKLIN GOTHIC DEMI	TBD	TBD	WALL	NO		C106B
C107	STORAGE / OBSERVATION	A	4" X 8"	FRANKLIN GOTHIC DEMI	TBD	TBD	WALL	NO	QUANTITY 3	C107
C108	CLASSROOM - C3	B	8" X 8"	FRANKLIN GOTHIC DEMI	TBD	TBD	GLASS	YES	INSERT	C108
C108A	ALL GENDER TOILET ROOM	C	8" X 8"	FRANKLIN GOTHIC DEMI	TBD	TBD	WALL	NO		C108A
C108B	MECHANICAL	A	4" X 8"	FRANKLIN GOTHIC DEMI	TBD	TBD	WALL	NO		C108B
C109	CLASSROOM - C2	B	8" X 8"	FRANKLIN GOTHIC DEMI	TBD	TBD	GLASS	YES	INSERT	C109
C109A	ALL GENDER TOILET ROOM	C	8" X 8"	FRANKLIN GOTHIC DEMI	TBD	TBD	WALL	NO		C109A
C109B	MECHANICAL	A	4" X 8"	FRANKLIN GOTHIC DEMI	TBD	TBD	WALL	NO		C109B
C110	OFFICE	B	8" X 8"	FRANKLIN GOTHIC DEMI	TBD	TBD	WALL	NO	INSERT	C110

"D" CLUSTER										
	D CLUSTER	K	8"	FRANKLIN GOTHIC DEMI	TBD	N/A	WALL	NO		
D001A	JANITOR	A	4" X 8"	FRANKLIN GOTHIC DEMI	TBD	TBD	WALL	NO		D001A
D100A	ALL GENDER TOILET ROOM	C	8" X 8"	FRANKLIN GOTHIC DEMI	TBD	TBD	WALL	NO		D100A
D101	ART ROOM	B	8" X 8"	FRANKLIN GOTHIC DEMI	TBD	TBD	WALL	NO	INSERT (QUANTITY 2)	D101
D101A	BATHROOM	D	8" X 8"	FRANKLIN GOTHIC DEMI	TBD	TBD	WALL	NO		D101A
D101C	OFFICE	B	4" X 8"	FRANKLIN GOTHIC DEMI	TBD	TBD	WALL	NO	INSERT	D101C
D101E	STORAGE	A	4" X 8"	FRANKLIN GOTHIC DEMI	TBD	TBD	WALL	NO		D101E
D101F	ELECTRIC ROOM	A	4" X 8"	FRANKLIN GOTHIC DEMI	TBD	TBD	WALL	NO		D101F
D101G	STORAGE	A	4" X 8"	FRANKLIN GOTHIC DEMI	TBD	TBD	WALL	NO		D101G
D101H	STORAGE	A	4" X 8"	FRANKLIN GOTHIC DEMI	TBD	TBD	WALL	NO		D101H
D102	STORAGE / OBSERVATION	A	4" X 8"	FRANKLIN GOTHIC DEMI	TBD	TBD	WALL	NO	QUANTITY 2	D102
D102A	STORAGE	A	4" X 8"	FRANKLIN GOTHIC DEMI	TBD	TBD	WALL	NO		D102A
D103	CLASSROOM - D7	B	8" X 8"	FRANKLIN GOTHIC DEMI	TBD	TBD	GLASS	YES	INSERT	D103
D103A	ALL GENDER TOILET ROOM	C	8" X 8"	FRANKLIN GOTHIC DEMI	TBD	TBD	WALL	NO		D103A
D103B	WITHDRAWL	A	4" X 8"	FRANKLIN GOTHIC DEMI	TBD	TBD	WALL	NO		D103B
D103C	MECHANICAL	A	4" X 8"	FRANKLIN GOTHIC DEMI	TBD	TBD	WALL	NO		D103C
D104	CLASSROOM D6	B	8" X 8"	FRANKLIN GOTHIC DEMI	TBD	TBD	GLASS	YES	INSERT	D104
D104A	ALL GENDER TOILET ROOM	C	8" X 8"	FRANKLIN GOTHIC DEMI	TBD	TBD	WALL	NO		D104A
D104B	WITHDRAWL	A	4" X 8"	FRANKLIN GOTHIC DEMI	TBD	TBD	WALL	NO		D104B
D104C	MECHANICAL	A	4" X 8"	FRANKLIN GOTHIC DEMI	TBD	TBD	WALL	NO		D104C
D105	STORAGE / OBSERVATION	A	4" X 8"	FRANKLIN GOTHIC DEMI	TBD	TBD	WALL	NO	QUANTITY 3	D105
D106	CLASSROOM D5	B	8" X 8"	FRANKLIN GOTHIC DEMI	TBD	TBD	GLASS	YES	INSERT	D106
D106A	ALL GENDER TOILET ROOM	C	8" X 8"	FRANKLIN GOTHIC DEMI	TBD	TBD	WALL	NO		D106A
D106B	WITHDRAWL	A	4" X 8"	FRANKLIN GOTHIC DEMI	TBD	TBD	WALL	NO		D106B
D106C	MECHANICAL	A	4" X 8"	FRANKLIN GOTHIC DEMI	TBD	TBD	WALL	NO		D106C
D107	CLASSROOM - D4	B	8" X 8"	FRANKLIN GOTHIC DEMI	TBD	TBD	GLASS	YES	INSERT	D107
D107A	ALL GENDER TOILET ROOM	C	8" X 8"	FRANKLIN GOTHIC DEMI	TBD	TBD	WALL	NO		D107A
D107B	MECHANICAL	A	8" X 8"	FRANKLIN GOTHIC DEMI	TBD	TBD	WALL	NO		D107B
D108	STORAGE / OBSERVATION	A	4" X 8"	FRANKLIN GOTHIC DEMI	TBD	TBD	WALL	NO	QUANTITY 3	D108
D109	CLASSROOM - D3	B	8" X 8"	FRANKLIN GOTHIC DEMI	TBD	TBD	GLASS	YES	INSERT	D109
D109A	ALL GENDER TOILET ROOM	C	8" X 8"	FRANKLIN GOTHIC DEMI	TBD	TBD	WALL	NO		D109A
D109B	MECHANICAL	A	4" X 8"	FRANKLIN GOTHIC DEMI	TBD	TBD	WALL	NO		D109B
D110	CLASSROOM - D2	B	8" X 8"	FRANKLIN GOTHIC DEMI	TBD	TBD	GLASS	YES	INSERT	D110
D110A	ALL GENDER TOILET ROOM	C	8" X 8"	FRANKLIN GOTHIC DEMI	TBD	TBD	WALL	NO		D110A
D110B	MECHANICAL	A	4" X 8"	FRANKLIN GOTHIC DEMI	TBD	TBD	WALL	NO		D110B
D111	STORAGE / OBSERVATION	A	8" X 8"	FRANKLIN GOTHIC DEMI	TBD	TBD	WALL	NO		D111
D112	WAITING	B	8" X 8"	FRANKLIN GOTHIC DEMI	TBD	TBD	GLASS	YES	INSERT	D112
D112A	ALL GENDER TOILET ROOM	C	8" X 8"	FRANKLIN GOTHIC DEMI	TBD	TBD	WALL	NO		D112A
D112B	NURSE	B	8" X 8"	FRANKLIN GOTHIC DEMI	TBD	TBD	GLASS	YES	INSERT	D112B
D112C	REST / EXAM	A	8" X 8"	FRANKLIN GOTHIC DEMI	TBD	TBD	WALL	NO		D112C
D113	CONFERENCE ROOM	B	8" X 8"	FRANKLIN GOTHIC DEMI	TBD	TBD	GLASS	YES	INSERT	D113
D114	PRINCIPAL	B	8" X 8"	FRANKLIN GOTHIC DEMI	TBD	TBD	GLASS	YES	INSERT (QUANTITY 2)	D114
D115	MAIN OFFICE	A	8" X 8"	FRANKLIN GOTHIC DEMI	TBD	TBD	WALL	NO		D115
D116	WORK ROOM	A	8" X 8"	FRANKLIN GOTHIC DEMI	TBD	TBD	WALL	NO		D116
"E" CLUSTER										
	E CLUSTER	K	8"	FRANKLIN GOTHIC DEMI	TBD	N/A	WALL	NO		
E001	CAFETERIA	VINYL LETTERS / IMAGE	8", 3'-0" IMAGE	FRANKLIN GOTHIC DEMI	TBD	N/A	WALL	NO	QUANTITY 5 LETTERS, 1 IMAGE	
E003	MAIN ENTRANCE	K	8"	FRANKLIN GOTHIC DEMI	TBD	N/A	WALL	NO		
	CLEAR ACRYLIC SIGN HOLDER	M	9 x 12	INSERT PRINTED BY OWNER	TBD	TBD	WALL/ DOOR	NO	INSERT (QUANTITY 40)	
	EXTERIOR DOOR NUMBERS	K	6"	FRANKLIN GOTHIC DEMI	TBD	N/A	DOOR	NO	QUANTITY 45	
"F" CLUSTER										
	F CLUSTER	K	8"	FRANKLIN GOTHIC DEMI	TBD	N/A	WALL	NO		
F102	GIRLS LOCKER ROOM	A	4" X 8"	FRANKLIN GOTHIC DEMI	TBD	TBD	WALL	NO	QUANTITY 2	F102
F102B	GIRLS TOILET	F	8" X 8"	FRANKLIN GOTHIC DEMI	TBD	TBD	WALL	NO		F102B
F102C	JANITOR	A	4" X 8"	FRANKLIN GOTHIC DEMI	TBD	TBD	WALL	NO		F102C
F103	BOYS LOCKER ROOM	A	4" X 8"	FRANKLIN GOTHIC DEMI	TBD	TBD	WALL	NO	QUANTITY 2	F103
F103B	BOYS TOILET	H	8" X 8"	FRANKLIN GOTHIC DEMI	TBD	TBD	WALL	NO		F103B
F104	PHYSICAL EDUCATION OFFICES	K	8"	FRANKLIN GOTHIC DEMI	TBD	TBD	WALL	NO		F104
F105	BATASTINI RECREATION CENTER	L	8"	FRANKLIN GOTHIC DEMI	TBD	TBD	WALL	NO		F105
	GYMNASIUM	A	4" X 8"	FRANKLIN GOTHIC DEMI	TBD	TBD	WALL	NO		F105
F105A	GYM STORAGE	A	4" X 8"	FRANKLIN GOTHIC DEMI	TBD	TBD	WALL	NO		F105A
F105B	GYM STORAGE	A	4" X 8"	FRANKLIN GOTHIC DEMI	TBD	TBD	WALL	NO		F105B
F106	HEALTH CLASSROOM	B	8" X 8"	FRANKLIN GOTHIC DEMI	TBD	TBD	WALL	NO	INSERT	F106
F107	PHYSICAL ED OFFICE	B	8" X 8"	FRANKLIN GOTHIC DEMI	TBD	TBD	WALL	NO	INSERT	F107
F107A	TOILET ROOM	C	8" X 8"	FRANKLIN GOTHIC DEMI	TBD	TBD	WALL	NO		F107A
F108	STORAGE	A	4" X 8"	FRANKLIN GOTHIC DEMI	TBD	TBD	WALL	NO		F108
F109	PHYSICAL ED OFFICE	B	8" X 8"	FRANKLIN GOTHIC DEMI	TBD	TBD	WALL	NO	INSERT (QUANTITY 2)	F109A
F109A	TOILET ROOM	C	8" X 8"	FRANKLIN GOTHIC DEMI	TBD	TBD	WALL	NO		F109A
F110	POOL	A	4" X 8"	FRANKLIN GOTHIC DEMI	TBD	TBD	WALL	NO		F110
	POOL	K	8"	FRANKLIN GOTHIC DEMI	TBD	N/A	WALL	NO		
F110A	FILTER ROOM	A	4" X 8"	FRANKLIN GOTHIC DEMI	TBD	TBD	WALL	NO		F110A
	STAFF ONLY NO ACCESS	A	8" X 8"	FRANKLIN GOTHIC DEMI	TBD	TBD	WALL	NO		
F110B	STORAGE	A	4" X 8"	FRANKLIN GOTHIC DEMI	TBD	TBD	WALL	NO		F111B
	STAFF ONLY NO ACCESS	A	8" X 8"	FRANKLIN GOTHIC DEMI	TBD	TBD	WALL	NO		
F111	OUTDOOR STORAGE	A	4" X 8"	FRANKLIN GOTHIC DEMI	TBD	TBD	WALL	NO		F111
	STAFF ONLY NO ACCESS	A	8" X 8"	FRANKLIN GOTHIC DEMI	TBD	TBD	WALL	NO		
"G" CLUSTER										
	G CLUSTER	K	8"	FRANKLIN GOTHIC DEMI	TBD	N/A	WALL	NO		
G101	SPECIAL NEEDS CLASSROOM	B	8" X 8"	FRANKLIN GOTHIC DEMI	TBD	TBD	WALL	NO	INSERT	G101
G101A	MECHANICAL	A	4" X 8"	FRANKLIN GOTHIC DEMI	TBD	TBD	WALL	NO		G101A
G102	GIRLS TOILET ROOM	F	8" X 8"	FRANKLIN GOTHIC DEMI	TBD	TBD	WALL	NO		G102
G103	MULTI-PURPOSE LAB	B	8" X 8"	FRANKLIN GOTHIC DEMI	TBD	TBD	WALL	NO	INSERT . (QUANTITY 2)	G103
G103A	STORAGE	A	4" X 8"	FRANKLIN GOTHIC DEMI	TBD	TBD	WALL	NO		G103A
G103B	STORAGE	A	4" X 8"	FRANKLIN GOTHIC DEMI	TBD	TBD	WALL	NO		G103B
G103C	MECHANICAL	A	4" X 8"	FRANKLIN GOTHIC DEMI	TBD	TBD	WALL	NO		G103C
G103D	MECHANICAL	A	4" X 8"	FRANKLIN GOTHIC DEMI	TBD	TBD	WALL	NO		G103D
G104	OFFICE	B	8" X 8"	FRANKLIN GOTHIC DEMI	TBD	TBD	WALL	NO	INSERT	G104
G104A	MECHANICAL	A	4" X 8"	FRANKLIN GOTHIC DEMI	TBD	TBD	WALL	NO		G104A
G105	OFFICE	B	8" X 8"	FRANKLIN GOTHIC DEMI	TBD	TBD	WALL	NO	INSERT	G105
G106	OFFICE	B	8" X 8"	FRANKLIN GOTHIC DEMI	TBD	TBD	WALL	NO	INSERT	G106
G107	OFFICE	B	8" X 8"	FRANKLIN GOTHIC DEMI	TBD	TBD	WALL	NO	INSERT	G107
G108	OFFICE	B	8" X 8"	FRANKLIN GOTHIC DEMI	TBD	TBD	WALL	NO	INSERT	G108
G109	OFFICE	B	8" X 8"	FRANKLIN GOTHIC DEMI	TBD	TBD	WALL	NO	INSERT	G109
G109A	MECHANICAL	A	4" X 8"	FRANKLIN GOTHIC DEMI	TBD	TBD	WALL	NO		G109A
G110	CONFERENCE ROOM	B	8" X 8"	FRANKLIN GOTHIC DEMI	TBD	TBD	WALL	NO	INSERT	G110
G111	LIBRARY	B	8" X 8"	FRANKLIN GOTHIC DEMI	TBD	TBD	WALL	NO	INSERT	G111
G111A	ALL GENDER TOILET ROOM	D	8" X 8"	FRANKLIN GOTHIC DEMI	TBD	TBD	WALL	NO		G111A
G112	OPEN OFFICE	B	8" X 8"	FRANKLIN GOTHIC DEMI	TBD	TBD	WALL	NO	INSERT	G112
G113	BOYS TOILET ROOM	H	8" X 8"	FRANKLIN GOTHIC DEMI	TBD	TBD	WALL	NO		G113
G114	ACTIVE THERAPY	A	4" X 8"	FRANKLIN GOTHIC DEMI	TBD	TBD	GLASS	Y		G114
G115	ALL GENDER TOILET ROOM	D	8" X 8"	FRANKLIN GOTHIC DEMI	TBD	TBD	WALL	NO		G115
G116	IT ROOM	A	4" X 8"	FRANKLIN GOTHIC DEMI	TBD	TBD	WALL	NO		G116

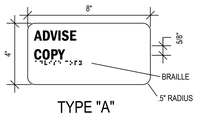

TYPE "A"

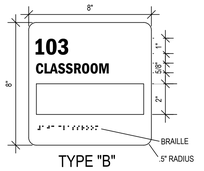

TYPE "B"

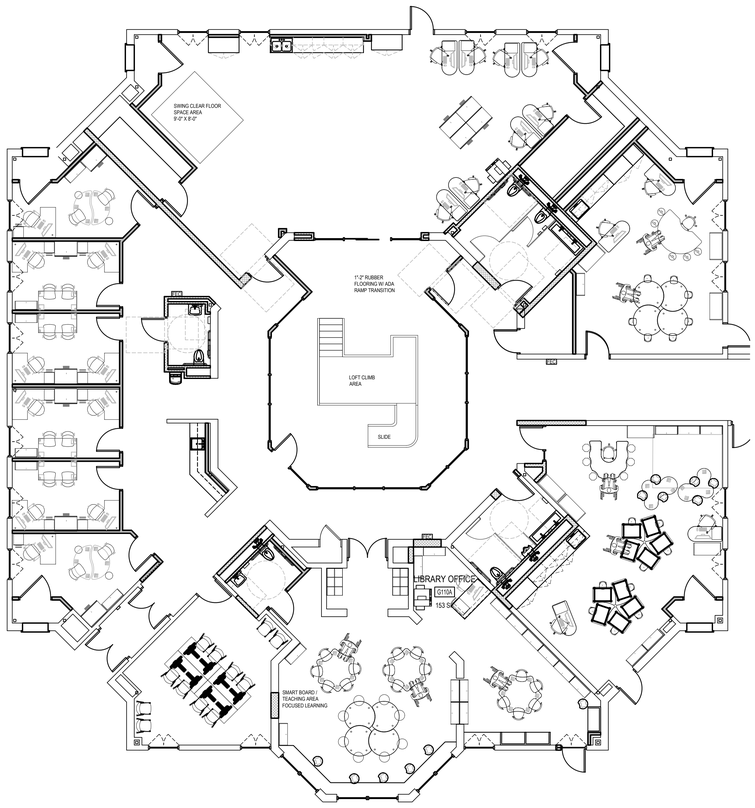

1 IF-100 FURNITURE "G" CLUSTER

SCALE: 1/8" = 1'-0"

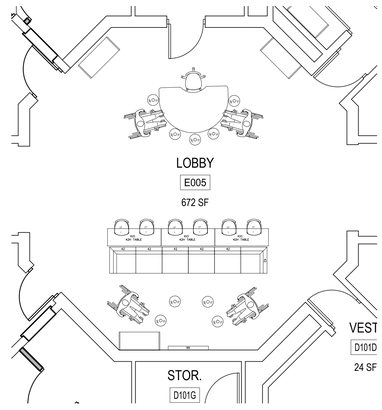

2 IF-100 FURNITURE "LOBBY LEARNING" CLUSTER

SCALE: 3/16" = 1'-0"

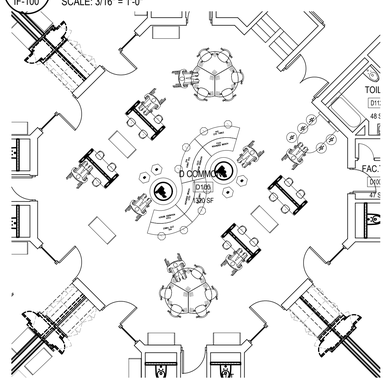

3 IF-100 FURNITURE "LEARNING D COMMONS"

SCALE: 3/16" = 1'-0"

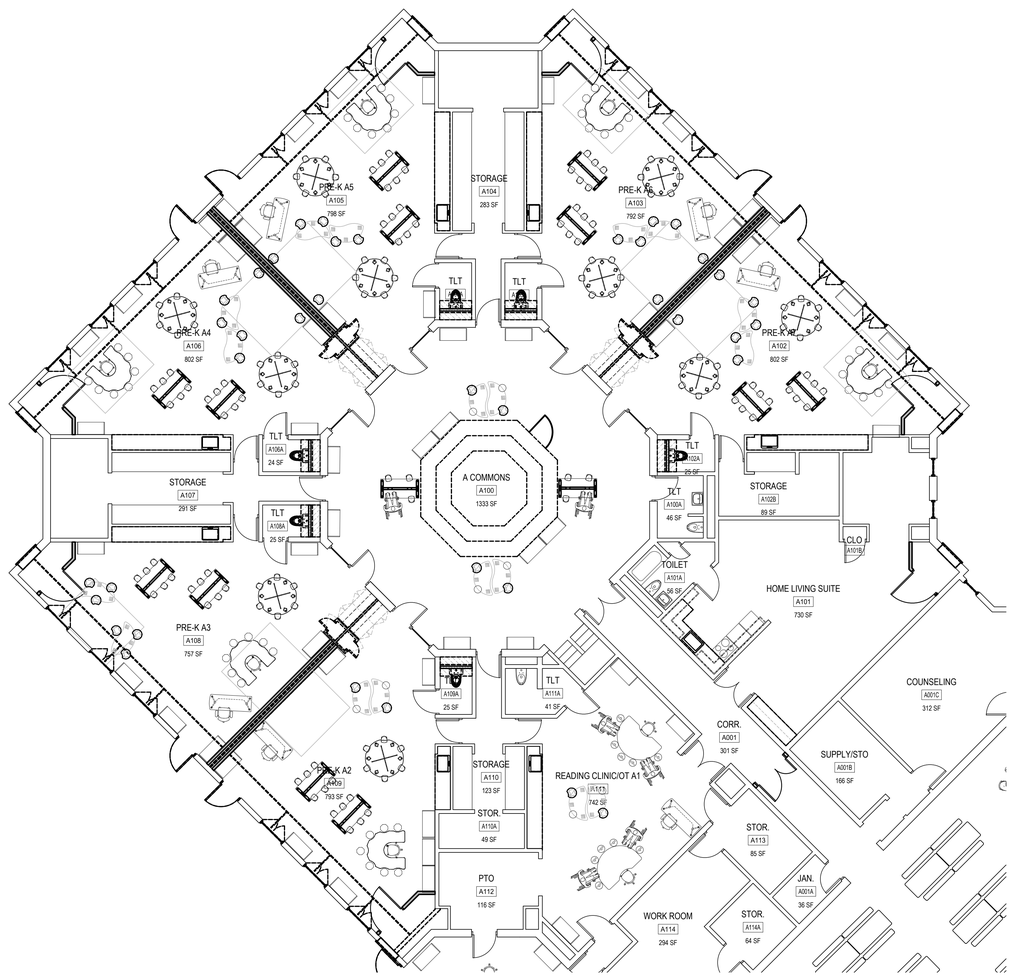

5 IF-100 FURNITURE PLAN LAYOUT "A, B and C CLASSROOM" CLUSTERS

SCALE: 1/8" = 1'-0"

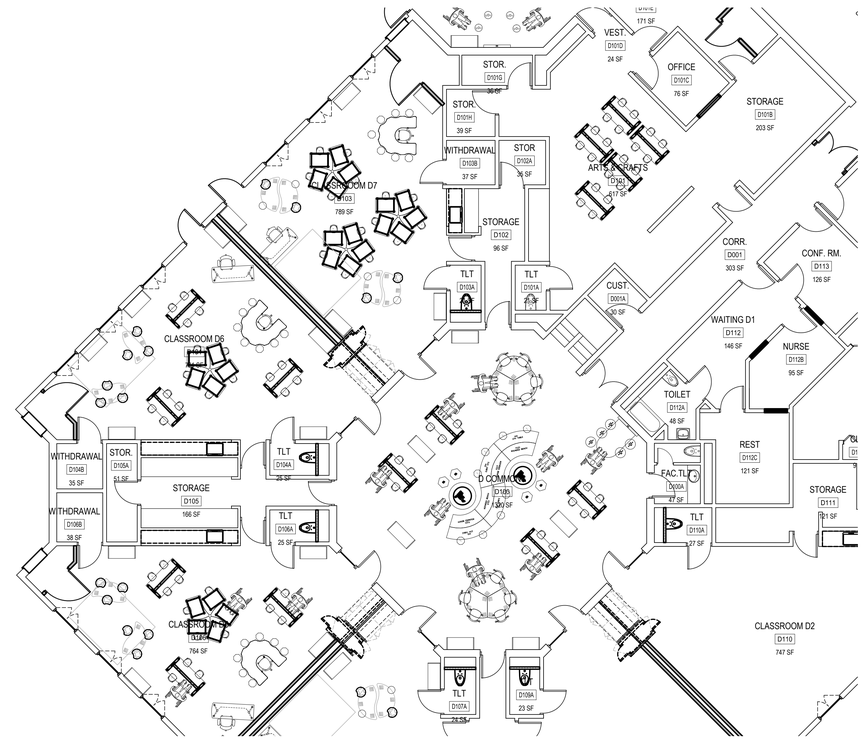

4 IF-100 FURNITURE "TYPICAL D CLASSROOM" CLUSTER

SCALE: 1/8" = 1'-0"

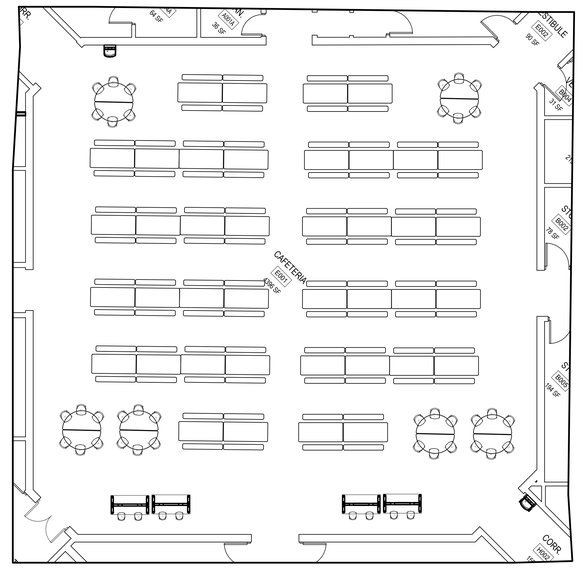

6 IF-100 FURNITURE "CAFETERIA"

SCALE: 1/8" = 1'-0"

THE RECEIVER OF THESE PLANS BY HARD COPY OR ELECTRONIC TRANSMISSION BY USE THEREOF, UNDERSTANDS AND AGREES AS FOLLOWS: - THE ELECTRONIC DATA TRANSMITTED (SUCH AS BUT NOT LIMITED TO CAD FILES) MAY BE ALTERED DURING TRANSIT AND TRANSLATION. - JAED CORPORATION DO NOT WARRANT OR MAKE ANY REPRESENTATION WITH RESPECT TO THE ACCURACY OF THE DATA. THE RECEIVER WILL COMPARE THE DATA WITH AVAILABLE HARD COPIES. - JAED CORPORATION RETAINS ALL OWNERSHIP, COPYRIGHT, AND OTHER INTELLECTUAL PROPERTY INTERESTS IN THE DATA AND INFORMATION ON THE PLANS. - THE RECEIVER WARRANTS THAT IT WILL NOT REPRODUCE OR OTHERWISE MAKE USE OF THE DATA OR PLANS IN ANY ENDEAVOR NOT DIRECTLY RELATED TO THE PROJECT FOR WHICH IT HAS BEEN GIVEN LIMITED ACCESS TO FACILITATE ACCEPTABLE PERFORMANCE. - THE ELECTRONIC DATA IS TRANSMITTED (SUCH AS BUT NOT LIMITED TO CAD FILES) AS A CONVENIENCE TO THE RECEIVER. THE RECEIVER ASSUMES ENTIRE RESPONSIBILITY AND LIABILITY FOR ANY AND ALL CONSEQUENCES OF ITS USE, MISUSE OR RELIANCE, INCLUDING WITHOUT LIMITATION ANY AND ALL CONSEQUENTIAL DAMAGES. - BY ACCEPTING THE ELECTRONIC DATA, THE RECEIVER AGREES TO INDEMNIFY AND HOLD HARMLESS JAED CORPORATION FROM AND AGAINST ALL CLAIMS, DAMAGES, LOSSES AND EXPENSES ARISING OUT OF OR RESULTING FROM THE USE OF ELECTRONIC DATA.

9/30/2022 3:20 PM

STUDIOJAED
ARCHITECTS ◘ ENGINEERS ◘ FACILITIES SOLUTIONS
Website: www.StudioJAED.com
Email: info@StudioJAED.com

MARYLAND OFFICE
213 FRONT STREET, P.O. BOX 754
CRUMPTON, MARYLAND 21628

PROVIDENCE OFFICE
42 WEYBOSSET STREET, SITE 403
PROVIDENCE, RHODE ISLAND 02903
P: (401) 648-0884

DELAWARE OFFICE
2500 WRANGLE HILL ROAD, STE. 110
BEAR, DELAWARE 19701
P: (302) 832-1505

CONSULTANT

THIS DRAWING IS THE PROPERTY OF STUDIOJAED AND IS PREPARED FOR THE EXCLUSIVE USE OF ITS CLIENTS AT THE LOCATION INDICATED. NO OTHER USE IS AUTHORIZED OR INTENDED.

THE PROFESSIONAL SERVICES OF THE ARCHITECT ARE UNDERTAKEN FOR AND ARE PERFORMED IN THE INTEREST OF [NAME OF PERSON EMPLOYING ARCHITECT]. NO CONTRACTUAL OBLIGATION IS ASSUMED BY THE ARCHITECT FOR THE BENEFIT OF ANY OTHER PERSON INVOLVED IN THE PROJECT.

SIGNATURE:
DATE OF SIGNATURE:
DATE OF REGISTRATION EXPIRATION:

ARCHITECT / ENGINEER SEAL

PROJECT

CITY OF PROVIDENCE
PROVIDENCE PUBLIC SCHOOLS
RENOVATIONS
AT
PLEASANT VIEW ELEMENTARY SCHOOL
50 OBADIAH BROWN RD
PROVIDENCE, RI 02909

REVISIONS

MARK	DESCRIPTION	DATE
-	-	-

SHEET TITLE

FURNITURE PLAN
(N.I.C.)

BID
DOCUMENTS
SEPTEMBER 19, 2022

DRAWN	CHK'D	PROJECT NO.
KBM	PC, RC	20041

SHEET NO.

IF-100

THE RECEIVER OF THESE PLANS IN HARD COPY OR ELECTRONIC TRANSMISSION BY USE THEREOF, ACKNOWLEDGES AND AGREES AS FOLLOWS: - THESE PLANS ARE THE DATA WITH AVAILABLE HARD COPIES. - JAED CORPORATION MAKES NO ELECTRONIC COPYRIGHT ON ALL OWNERSHIP, COPYRIGHT, AND OTHER INTELLECTUAL PROPERTY INTERESTS IN THE DATA AND INFORMATION ON THE PLANS. - THE RECEIVER HEREBY ACKNOWLEDGES AND AGREES THAT IT WILL NOT REPRODUCE OR OTHERWISE MAKE USE OF THE DATA ON PLANS IN ANY CIRCUMVENTION OF THE COPYRIGHT. - THE RECEIVER WARRANTS THAT IT WILL NOT REPRODUCE OR OTHERWISE MAKE USE OF THE DATA ON PLANS IN ANY CIRCUMVENTION OF THE COPYRIGHT. - THE RECEIVER WILL COMPARE THE DATA WITH AVAILABLE HARD COPIES. - JAED CORPORATION DOES NOT WARRANT OR MAKE ANY REPRESENTATIONS WITH RESPECT TO THE ACCURACY OF THE DATA

THE RECEIVER OF THESE PLANS BY HARD COPY OR ELECTRONIC TRANSMISSION BY USE THEREOF UNDERSTANDS AND AGREES AS FOLLOWS: "THE ELECTRONIC DATA TRANSMITTED IS FOR USE BY A PERSON OR ENTITY WHO IS A PARTY TO THE CONTRACT FOR WHICH THE WORK DESCRIBED IN THE PLANS IS BEING PERFORMED. ANY REUSE OF THE ELECTRONIC DATA FOR ANY OTHER PURPOSE OR BY ANY OTHER PERSON OR ENTITY IS AT THE RECEIVING PARTY'S SOLE RISK AND WITHOUT LIABILITY TO THE ARCHITECT AND CONSULTANTS. THE RECEIVING PARTY SHALL INDEMNIFY AND HOLD HARMLESS THE ARCHITECT AND CONSULTANTS AGAINST ALL DAMAGES, LIABILITIES OR COSTS, INCLUDING REASONABLE ATTORNEYS' FEES AND COURT OR ARBITRATION COSTS, ARISING OUT OF OR RESULTING THEREFROM." - "ARCHITECT" AS USED HEREIN SHALL MEAN THE ARCHITECT, ITS EMPLOYEES AND CONSULTANTS. - "ARCHITECT'S INSTRUMENTS" AS USED HEREIN SHALL MEAN DRAWINGS, SPECIFICATIONS, AND OTHER DOCUMENTS PREPARED BY ARCHITECT AND CONSULTANTS, INCLUDING THOSE IN ELECTRONIC FORM. - "ELECTRONIC DATA" AS USED HEREIN SHALL MEAN THE DATA AND INFORMATION ON THE PLANS. - THE RECEIVER WARRANTS THAT IT WILL NOT REPRODUCE OR OTHERWISE MAKE USE OF THE DATA OR PLANS IN ANY ENDEAVOR NOT DIRECTLY RELATED TO THE PROJECT FOR WHICH THE PLANS WERE PREPARED. - THE RECEIVER WILL COMPARE THE DATA WITH AVAILABLE HARD COPIES. - "ARCHITECTURA INC." OWNERSHIP OF AND INTELLECTUAL PROPERTY INTERESTS IN THE DATA AND INFORMATION ON THE PLANS. - THE RECEIVER WARRANTS THAT IT WILL NOT REPRODUCE OR OTHERWISE MAKE USE OF THE DATA OR PLANS IN ANY ENDEAVOR NOT DIRECTLY RELATED TO THE PROJECT FOR WHICH THE PLANS WERE PREPARED. - THE RECEIVER AGREES TO FULLY DEFEND, INDEMNIFY AND HOLD ARCHITECTURA INC. HARMLESS FROM ANY AND ALL CLAIMS, LOSSES AND LIABILITIES ARISING OUT OF OR RESULTING FROM THE USE OF ELECTRONIC DATA.

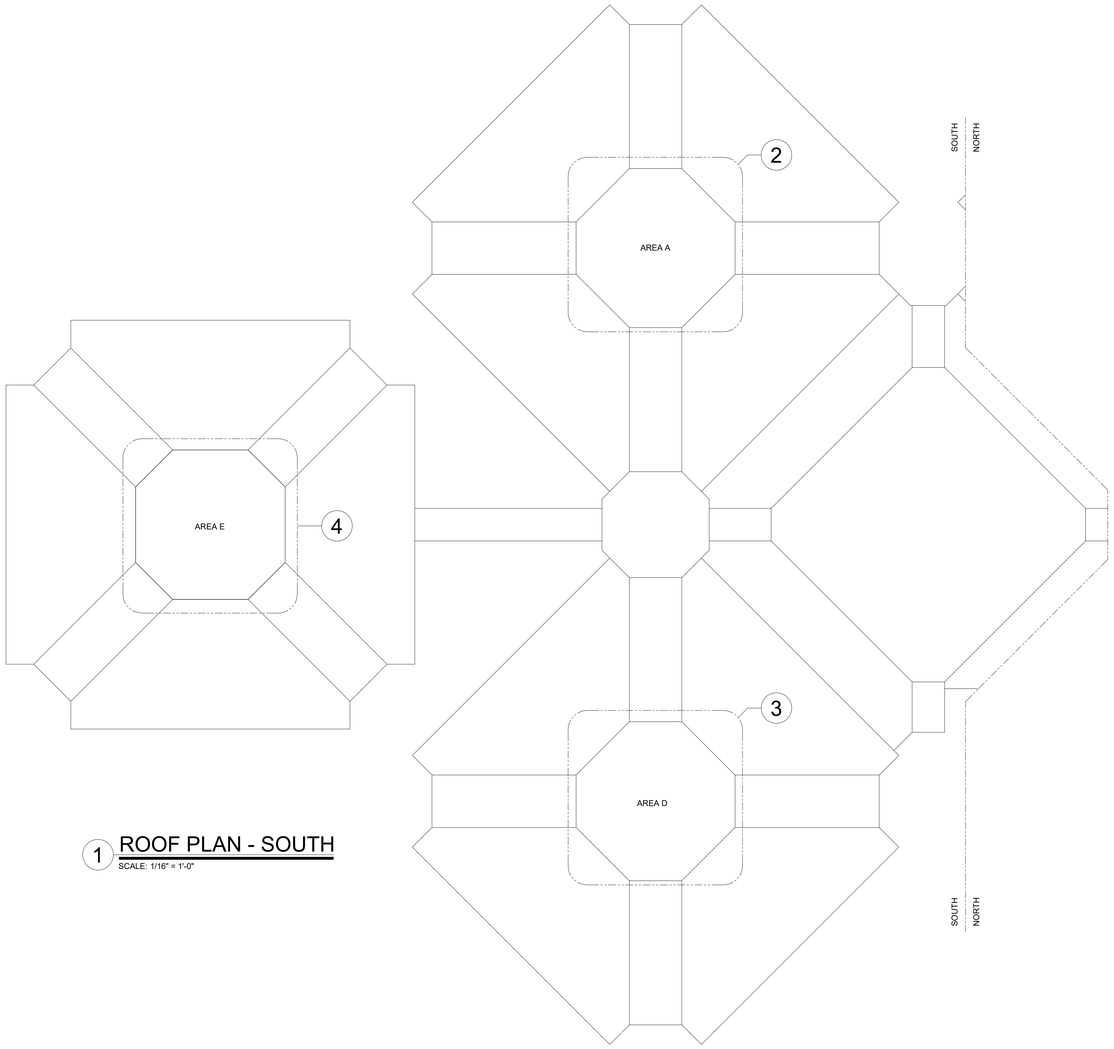

1 ROOF PLAN - SOUTH
SCALE: 1/16" = 1'-0"

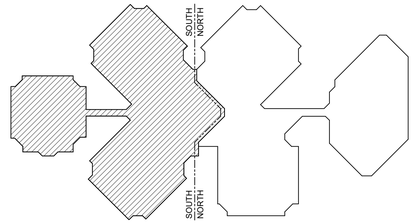

KEY PLAN
N.T.S.

NOTE REGARDING EXISTING JOISTS
IN SOME INSTANCES, THE EXISTING OPEN WEB JOISTS ARE SLOPED. ADJUST 10x10 TIMBER SLEEPERS OR PROVIDE SLOPED RIGID INSULATION ACCORDINGLY TO ACCOUNT FOR THE SLOPED ROOF AND ACHIEVE A LEVEL PLATFORM.

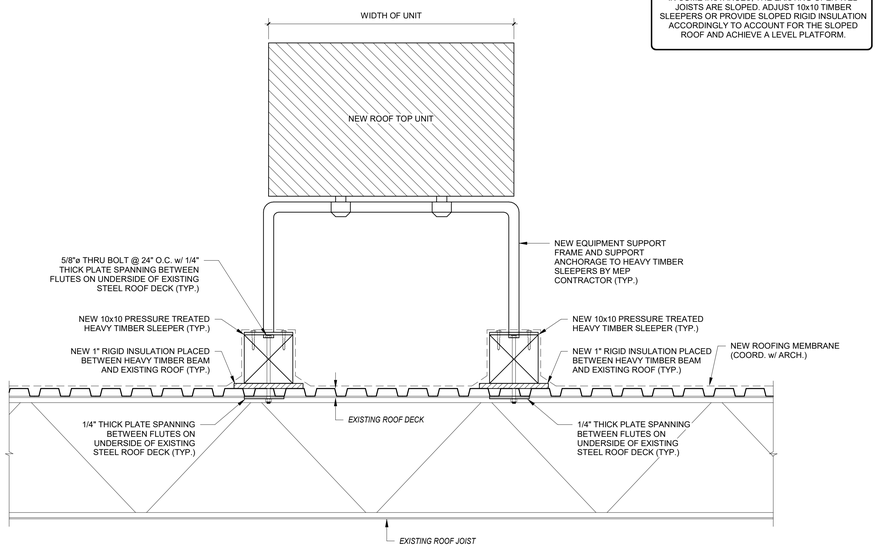

5 TYPICAL RTU FRAMING SECTION
N.T.S.

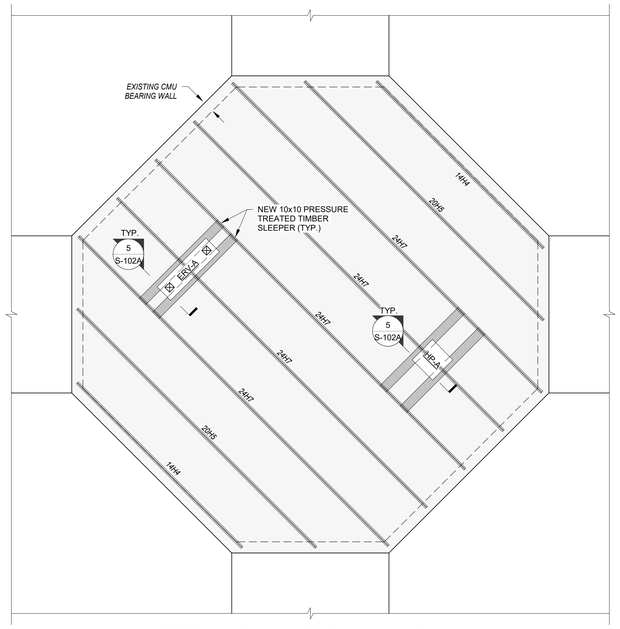

2 ROOF FRAMING PLAN - AREA A
SCALE: 3/16" = 1'-0"

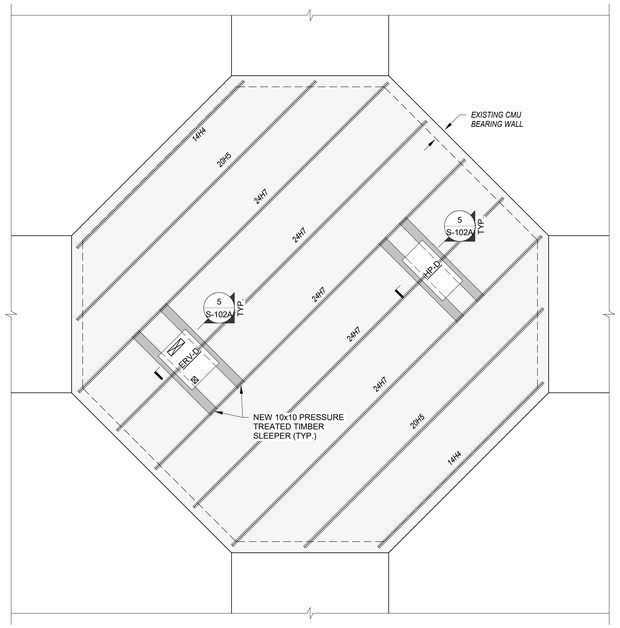

3 ROOF FRAMING PLAN - AREA D
SCALE: 3/16" = 1'-0"

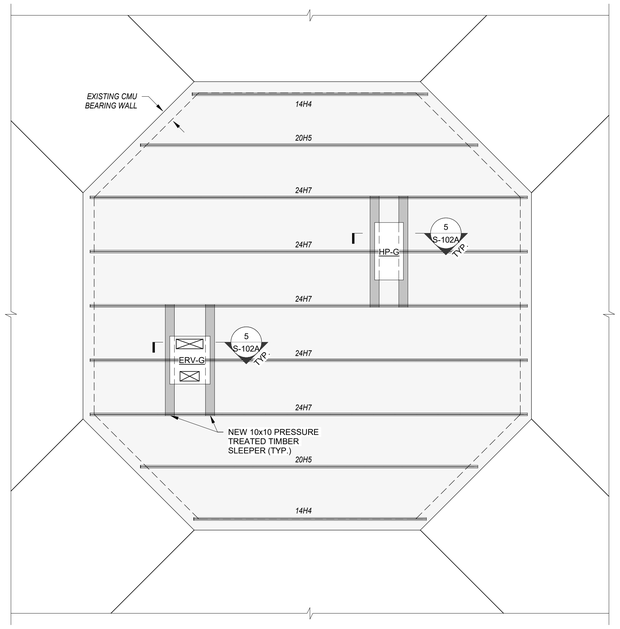

4 ROOF FRAMING PLAN - AREA E
SCALE: 3/16" = 1'-0"

STUDIO JAED
ARCHITECTS ⊞ ENGINEERS ⊞ FACILITIES SOLUTIONS
Email: info@StudioJAED.com
Website: www.StudioJAED.com

MARYLAND OFFICE
213 FRONT STREET, P.O. BOX 254
CHURCHTON, MARYLAND 21666

PROVIDENCE OFFICE
42 WEYBOSSET STREET, STE. 403
PROVIDENCE, RHODE ISLAND 02903
P: (401) 848-0884

DELAWARE OFFICE
2006 WRANGLE HILL ROAD, STE. 110
BEAR, DELAWARE 19701
P: (302) 832-1652

CONSULTANT

odeh engineers
structural engineers
1223 Mineral Spring Avenue
North Providence, RI 02904
Phone: 401.724.1771
Fax: 401.724.1981
www.odehengineers.com

This drawing is the property of STUDIOJAED and is prepared for the exclusive use of its clients at the location indicated. No other use is authorized or intended.

ARCHITECT / ENGINEER SEAL

PROJECT
CITY OF PROVIDENCE
PROVIDENCE PUBLIC SCHOOLS
RENOVATIONS
AT
PLEASANT VIEW ELEMENTARY SCHOOL
50 OBADIAH BROWN RD
PROVIDENCE, RI 02909

REVISIONS

MARK	DESCRIPTION	DATE

SHEET TITLE
EXISTING ROOF FRAMING PLAN - SOUTH

BID DOCUMENTS
SEPTEMBER 19, 2022

DRAWN	CHK'D	PROJECT NO.
GST	MDO	20041

SHEET NO.
S-102A

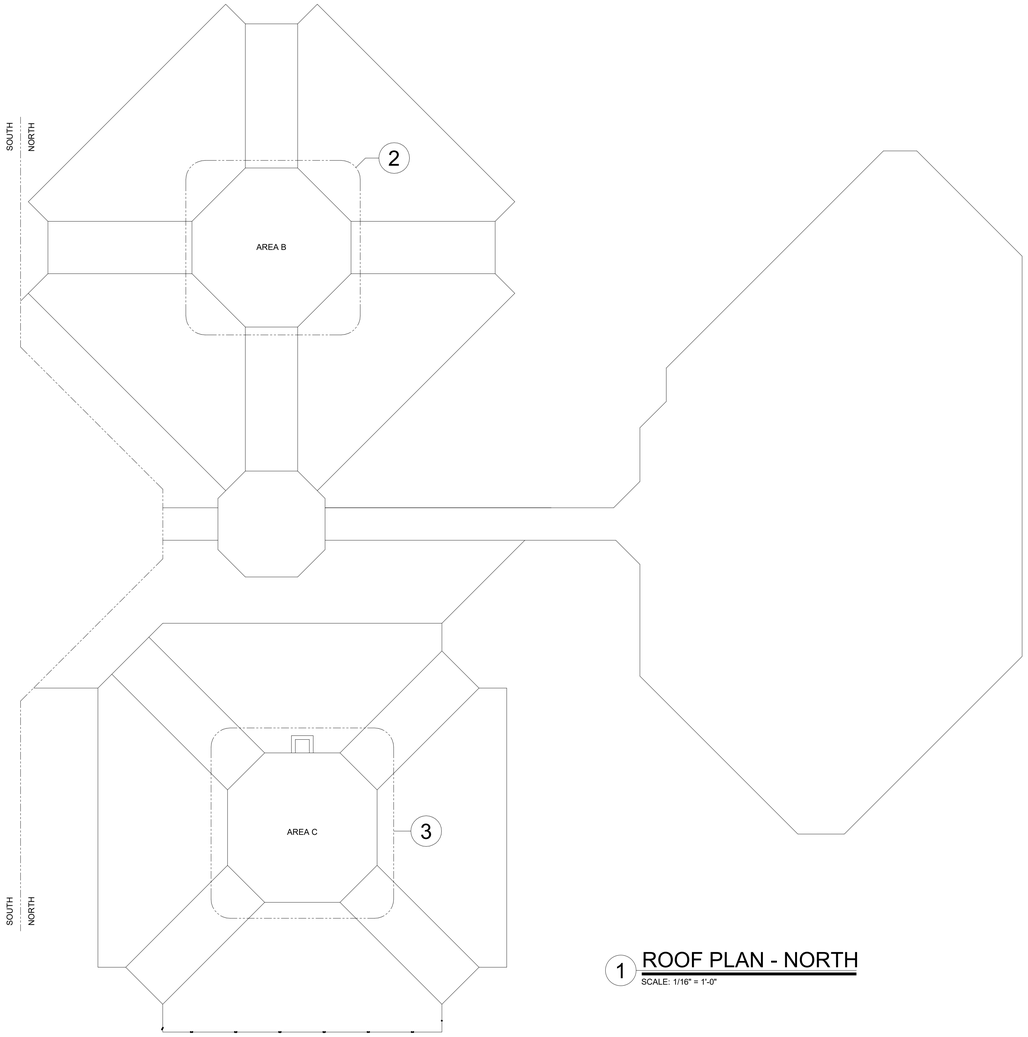

1 ROOF PLAN - NORTH
SCALE: 1/16" = 1'-0"

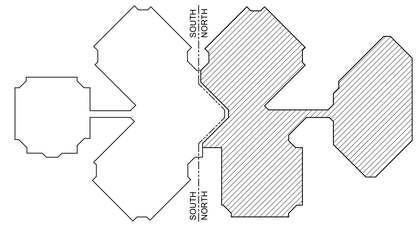

KEY PLAN
N.T.S.

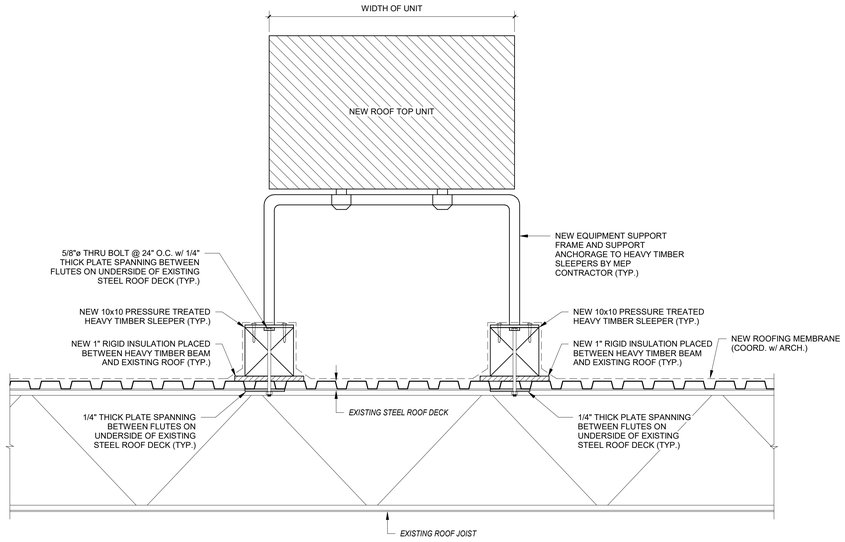

4 TYPICAL RTU FRAMING SECTION
N.T.S.

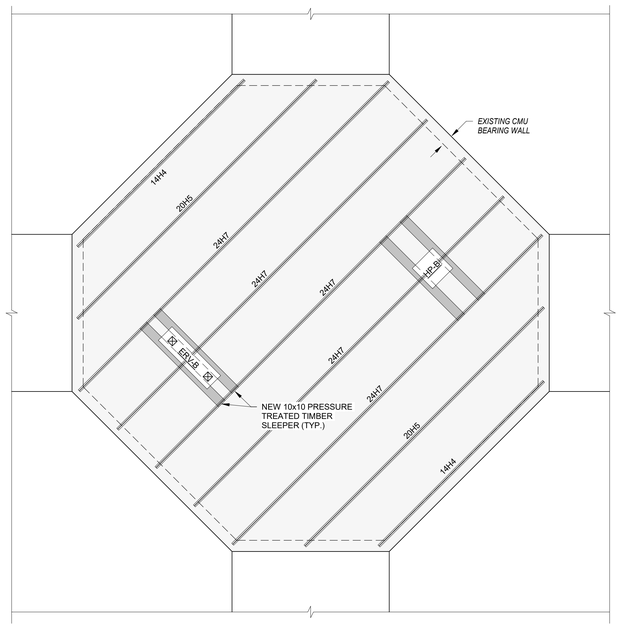

2 ROOF FRAMING PLAN - AREA B
SCALE: 3/16 = 1'-0"

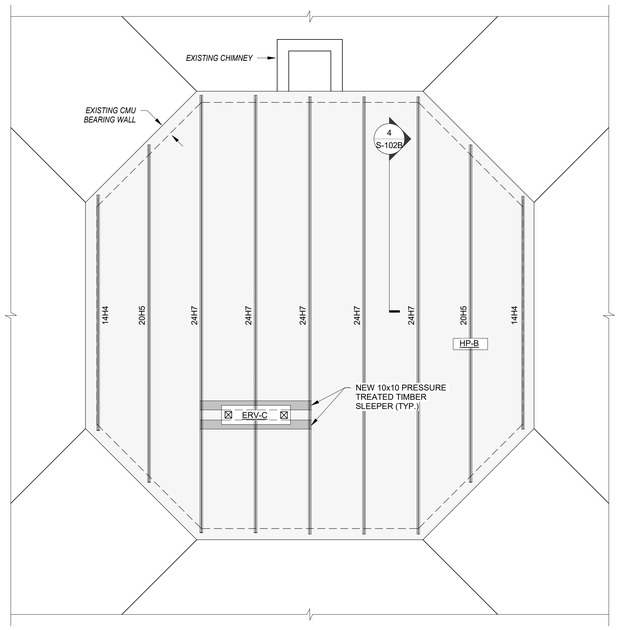

3 ROOF FRAMING PLAN - AREA C
SCALE: 3/16" = 1'-0"

NOTE REGARDING EXISTING JOISTS

IN SOME INSTANCES, THE EXISTING OPEN WEB JOISTS ARE SLOPED. ADJUST 10x10 TIMBER SLEEPERS OR PROVIDE SLOPED RIGID INSULATION ACCORDINGLY TO ACCOUNT FOR THE SLOPED ROOF AND ACHIEVE A LEVEL PLATFORM.

STUDIO JAED
ARCHITECTS Ⅲ ENGINEERS Ⅲ FACILITIES SOLUTIONS
Email: info@StudioJAED.com
Website: www.StudioJAED.com
MARYLAND OFFICE
213 FRONT STREET, P.O. BOX 254
SUMMERTON, MARYLAND 21684
PROVIDENCE OFFICE
42 WEYBOSSET STREET, STE. 403
PROVIDENCE, RHODE ISLAND 02903
P: (401) 648-2884
DELAWARE OFFICE
2006 WRANGLE HILL ROAD, STE. 110
BEAR, DELAWARE 19701
P: (302) 832-1652

CONSULTANT

odeh engineers
structural engineers
1223 Mineral Spring Avenue
North Providence, RI 02904
Phone: 401.724.1771
Fax: 401.724.1981
www.odehengineers.com

This drawing is the property of STUDIOJAED and is prepared for the exclusive use of its clients at the location indicated. No other use is authorized or intended.

ARCHITECT / ENGINEER SEAL

PROJECT

CITY OF PROVIDENCE
PROVIDENCE PUBLIC SCHOOLS
RENOVATIONS
AT
PLEASANT VIEW ELEMENTARY SCHOOL
50 OBADIAH BROWN RD
PROVIDENCE, RI 02909

REVISIONS

MARK	DESCRIPTION	DATE

SHEET TITLE

EXISTING ROOF FRAMING PLAN - NORTH

BID DOCUMENTS
SEPTEMBER 19, 2022

DRAWN	CHK'D	PROJECT NO.
GST	MDO	20041

SHEET NO.

S-102B

THE RECEIVER OF THESE PLANS IN HARD COPY OR ELECTRONIC TRANSMISSION BY USE HEREOF UNDERSTANDS AND AGREES AS FOLLOWS: "THE ELECTRONIC DATA TRANSMITTED IS DUTY MAY BE ALTERED DURING TRANSMISSION AND STORAGE AND THEREFORE ... JAED CORPORATION DO NOT WARRANT OR MAKE ANY REPRESENTATIONS WITH RESPECT TO THE ACCURACY OF THE DATA." THE RECEIVER HEREBY RELEASES AND HOLDS HARMLESS JAED CORPORATION FROM ANY AND ALL LIABILITY ARISING FROM THE USE OF SUCH DATA. THE RECEIVER AGREES THAT THE FAILURE OF JAED CORPORATION TO ANY WARRANT OR MAKE ANY REPRESENTATIONS WITH RESPECT TO THE ACCURACY OF THE DATA ... THE RECEIVER HEREBY RELEASES AND HOLDS HARMLESS JAED CORPORATION FROM ANY AND ALL LIABILITY ARISING FROM THE USE OF SUCH DATA. IN THE EVENT OF ANY DISCREPANCY BETWEEN ELECTRONIC DATA AND HARD COPY, THE HARD COPY SHALL GOVERN. THE RECEIVER AGREES NOT TO REUSE THESE PLANS FOR EXTENSIONS OF THIS PROJECT OR ON ANY OTHER PROJECT WITHOUT THE EXPRESS WRITTEN CONSENT OF JAED CORPORATION. ANY REUSE WITHOUT SUCH CONSENT OR FOR ANY PROJECT OTHER THAN THIS PROJECT SHALL BE AT THE RECEIVER'S SOLE RISK AND WITHOUT LIABILITY OR LEGAL EXPOSURE TO JAED CORPORATION. THE RECEIVER SHALL INDEMNIFY AND HOLD HARMLESS JAED CORPORATION AND ITS OFFICERS, EMPLOYEES AND CONSULTANTS FROM ALL CLAIMS, DAMAGES, LOSSES AND EXPENSES, INCLUDING ATTORNEYS' FEES AND COSTS OF DEFENSE, ARISING OUT OF OR RESULTING FROM THE USE OF ELECTRONIC DATA.

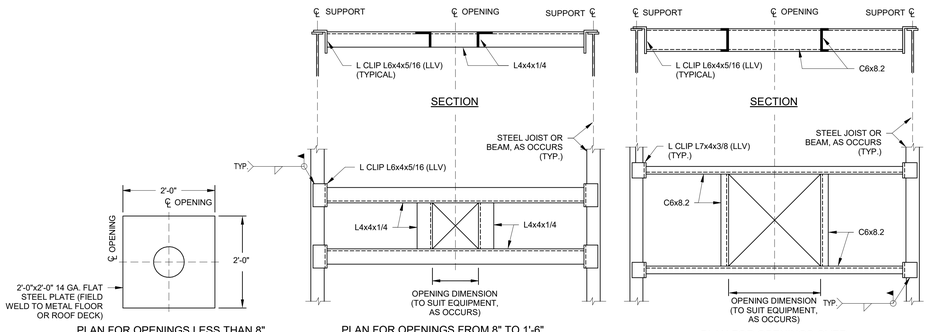

PLAN FOR OPENINGS LESS THAN 8"

PLAN FOR OPENINGS FROM 8" TO 1'-6" AND AT ROOF DRAINS

PLAN FOR OPENINGS OVER 1'-6"

NOTE: THESE DETAILS ARE REQUIRED AT LOCATIONS WHERE ROOF/NON-COMPOSITE DECKS HAVE OPENINGS AND/OR WHERE EQUIPMENT IS PRESENT ABOVE. THE LOCATIONS MAY NOT BE SHOWN ON THE STRUCTURAL DRAWINGS. THE CONTRACTOR SHALL COORDINATE THE LOCATIONS AND DIMENSIONS AND PROVIDE FRAMING AS SHOWN.

1 TYPICAL ROOF DECK OPENING & SUPPORT FRAMING DETAILS

NO SCALE

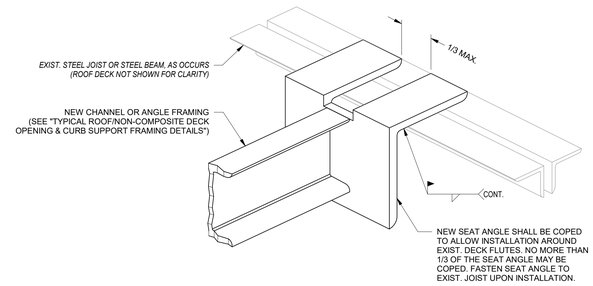

SLOTTED SEAT ANGLE CONNECTION TO ALLOW FOR INSTALLATION AT EXISTING JOISTS

2 DETAIL

N.T.S.

STUDIOJAED
ARCHITECTS ■ ENGINEERS ■ FACILITIES SOLUTIONS
Website: www.StudioJAED.com
Email: info@StudioJAED.com

DELAWARE OFFICE
2500 WRANGLE HILL ROAD, STE. 110
BEAR, DELAWARE 19701
P: (302) 832-1652

PROVIDENCE OFFICE
42 WEYBOSSET STREET, STE. 403
PROVIDENCE, RHODE ISLAND 02903
P: (401) 648-8884

MARYLAND OFFICE
213 FRONT STREET, P.O. BOX 254
CRUMPTON, MARYLAND 21628

CONSULTANT

odeh engineers
structural engineers
1223 Mineral Spring Avenue
North Providence, RI 02904
Phone: 401.724.1771
Fax: 401.724.1981
www.odehengineers.com

This drawing is the property of STUDIOJAED and is prepared for the exclusive use of its clients at the location indicated. No other use is authorized or intended.

ARCHITECT / ENGINEER SEAL

PROJECT

CITY OF PROVIDENCE
PROVIDENCE PUBLIC SCHOOLS
RENOVATIONS
AT
PLEASANT VIEW ELEMENTARY SCHOOL

50 OBADIAH BROWN RD
PROVIDENCE, RI 02909

REVISIONS

MARK	DESCRIPTION	DATE

SHEET TITLE

TYPICAL DETAILS FOR NEW OPENINGS

BID DOCUMENTS

SEPTEMBER 19, 2022

DRAWN	CHK'D	PROJECT NO.
GST	MDO	20041

SHEET NO.

S-300

THE RECEIVER OF THESE PLANS IN HARD COPY OR ELECTRONIC TRANSMISSION IN USE IN PRINT OR UNDERSTANDS AND AGREES AS FOLLOWS: "THE ELECTRONIC DATA TRANSMITTED IS FOR USE BY AN EXPERIENCED CONTRACTOR WHO WILL ASSUME ALL RESPONSIBILITY FOR THE USE OF THE DATA AND INFORMATION ON THE PLANS. THE RECEIVER WARRANTS THAT IT WILL NOT REPRODUCE OR OTHERWISE MAKE USE OF THE DATA OR PLANS IN ANY END/OR/AIR NOT DIRECTLY RELATED TO THE PROJECT FOR WHICH THE DATA IS ELECTRONICALLY TRANSMITTED. THE RECEIVER AGREES THAT IN THE EVENT ERRORS EXIST IN THE DATA AND INFORMATION ON THE PLANS,

GENERAL HVAC NOTES

1. ALL NEW SUPPLY AIR DIFFUSERS AND RETURN AIR REGISTERS SHALL BE EQUIPPED W/ MFGR. SUPPLIED VOLUME DAMPERS.
2. FIRE DAMPERS SHALL BE PLACED IN ALL DUCT OR TRANSFER AIR PENETRATIONS OF ALL FIRE RATED PARTITIONS. SEE ARCHITECTURAL DRAWINGS FOR FIRE RATED PARTITIONS. PROVIDE LABELED ACCESS DOORS AS NEEDED. FIRE DAMPERS AND INSTALLATION ARE TO BE IN ACCORDANCE WITH THE 2003 INTERNATIONAL MECHANICAL CODE.
3. PIPES, BUS DUCTS, CABLES, WIRES, AIR DUCTS AND SIMILAR BUILDING SERVICE EQUIPMENT THAT PASS THROUGH SMOKE PARTITIONS SHALL BE PROTECTED AS STATED IN NFPA 101 CHAPTER 6-3.6. THE SPACE BETWEEN THE PENETRATING PIPE OR DUCT AND THE SMOKE BARRIER SHALL:

   A. BE FILLED WITH A MATERIAL CAPABLE OF MAINTAINING THE SMOKE-RESISTANCE OF THE SMOKE BARRIER OR

   B. BE PROTECTED BY AN APPROVED DEVICE DESIGNED FOR THE SPECIFIC PURPOSE.

   INSULATION AND COVERINGS FOR PIPES AND DUCTS SHALL NOT PASS THROUGH FIRE BARRIERS UNLESS ONE OF THESE REQUIREMENTS IS MET. CONTRACTOR IS RESPONSIBLE FOR CHOOSING WHICH ALTERNATIVE TO USE UNLESS OTHERWISE SPECIFIED IN THE DRAWINGS OR SPECIFICATIONS.
4. INSULATE ALL NEW DUCTWORK AND EQUIPMENT AS SPECIFIED UNLESS OTHERWISE NOTED. ALL NON-FLEXIBLE DUCTWORK SHALL BE METAL. DUCTBOARD IS PROHIBITED.
5. PROVIDE AND INSTALL ALL GAUGES AND METERS AS SHOWN AND SPECIFIED.
6. MFGR'S OF ALL COILS SHALL ENSURE THAT THE COILS ARE CLEAN AND FREE OF ANY RESIDUE FROM THE MANUFACTURING AND SHIPPING PROCESS. IF COILS ARE FOUND TO BE DIRTY OR SMOKE WHEN HOT WATER IS PROVIDED TO THEM, THE CONTRACTOR WILL BE RESPONSIBLE FOR CLEANING OF THE COILS, AS WELL AS, CLEANING THE BUILDING FROM SMOKE, COIL EMANATIONS, OR VAPORS.
7. ALL DUCTS SHALL BE CONNECTED TO AIR OUTLETS, AIR INLETS, AND AIR HANDLING DEVICES TO PROVIDE A COMPLETE DUCTWORK SYSTEM. FOR CONNECTION TO AIR OUTLETS UP TO 5 FEET OF FLEX DUCT SHALL BE USED WHERE CONCEALED FROM OCCUPANT VIEW. CONTRACTOR IS RESPONSIBLE FOR PROVIDING ALL TRANSITIONS TO ENSURE PROPER AND ADEQUATE CONNECTIONS OF ALL DUCTWORK TO ALL AIR INLETS, OUTLETS, AIR HANDLING DEVICES AND AIR TERMINAL DEVICES. DUCTWORK IS TO BE COORDINATED WITH TRANSFER AIR OPENINGS AND ROOF TRUSS SYSTEM, OR STRUCTURAL STEEL.
8. THE RETURN AIRFLOWS INDICATED ON THE PLANS CORRESPOND TO THE OCCUPIED MODE WITH MINIMUM OUTSIDE AIR BEING SUPPLIED. THE BALANCE REPORT IS TO INDICATE THESE AIRFLOWS IN THIS MODE OF OPERATION.
9. GRAVITY VENTILATORS, ROOF EXHAUSTERS AND ASSOCIATED DUCTWORK CONNECTIONS ARE TO BE COORDINATED WITH BUILDING STRUCTURAL COMPONENTS.
10. HVAC EQUIPMENT SHALL BE FURNISHED WITH A MOTOR STARTER SUITABLE FOR THE OFF-ON CONTROL OF THE MOTOR BY A REMOTE THERMOSTAT OR BAS CONTACT. THESE STARTERS SHALL COMPLY WITH NATIONAL ELECTRIC CODE.
11. ALL AIR HANDLING UNITS ARE TO BE INSTALLED TO PROVIDE ADEQUATE, UNOBSTRUCTED, ACCESS AND CLEARANCE FOR AIR FILTER REPLACEMENT.
12. ALL MOTORS FURNISHED AND INSTALLED BY THE MECHANICAL CONTRACTOR (OR A MECHANICAL SUBCONTRACTOR) SHALL BE PROTECTED AGAINST OVERLOAD IN ACCORDANCE WITH N.E.C.
13. VENTS AND PLUMBING VENTS SHALL BE LOCATED A MINIMUM OF 25' FROM ANY INTAKE AIR OPENING.
14. ALL NEW CEILING MOUNTED AIR INLETS AND AIR OUTLETS ARE TO BE COORDINATED WITH LIGHTING. A NEAT, SYMMETRICAL INSTALLATION IS TO BE MAINTAINED, WITH CEILING MOUNTED AIR INLETS/OUTLETS IN PROXIMITY TO LOCATIONS SHOWN ON THE PLANS. IN THE CASE THAT THERE IS A CONFLICT, THE LOCATION OF THE LIGHTING WILL TAKE PRIORITY AND THE INLET/OUTLET SHALL BE RELOCATED AS CLOSE AS POSSIBLE. DUCTWORK SHOP DRAWINGS ARE TO SHOW PLACEMENT OF AIR INLETS/OUTLETS WITH LIGHTING OVERLAID ON THE SAME PLAN. CONTRACTORS ARE TO USE REFLECTED CEILING PLAN AS BASIS FOR COORDINATION.
15. THE CONTRACTOR SHALL PROVIDE ALL WALL AND ROOF PENETRATIONS REQUIRED FOR DUCT ROUTING. THE CONTRACTOR SHALL PATCH AND PAINT ALL PENETRATIONS LEFT BY DEMOLITION WORK AND BY CLEARANCE OPENINGS THAT REMAIN AFTER NEW DUCT INSTALLATIONS.
16. NOTIFY THE OWNER IN THE EVENT ANY EXISTING HAZARDOUS MATERIALS, SUCH AS ASBESTOS, PCB'S, LEAD, ETC., ARE ENCOUNTERED ON THE PROJECT. THE OWNER WILL ARRANGE WITH A QUALIFIED SPECIALIST FOR THE IDENTIFICATION, TESTING, REMOVAL, HANDLING AND PROTECTION AGAINST EXPOSURE OR ENVIRONMENTAL POLLUTION, TO COMPLY WITH APPLICABLE REGULATIONS, LAWS AND ORDINANCES.
17. ALL THERMOSTATS SHOWN ON HVAC PLANS ARE TO BE MOUNTED 4'-0" MAXIMUM AFF (TOP OF UNIT), UNLESS NOTED OTHERWISE. CONTRACTOR IS RESPONSIBLE FOR MOUNTING & WIRING ALL THERMOSTATS. PLENUM RATED CABLES MUST BE USED.
18. THE CONTRACTOR SHALL PROVIDE RADIUSED ELBOWS OR SQUARE THROAT ELBOWS WITH VANES FOR ALL DUCTWORK CHANGES IN DIRECTION, PER SMACNA HVAC DUCT CONSTRUCTION STANDARDS METAL AND FLEXIBLE. SQUARE THROAT ELBOWS WITHOUT VANES AND MITERED ELBOWS ARE NOT PERMITTED..
19. ALL GANG TOILET ROOM DOORS ARE TO BE UNDERCUT TO PROVIDE 0.75" CLEARANCE BETWEEN BOTTOM OF DOOR AND FINISHED FLOOR.
20. HANG ALL CEILING MOUNTED UNITS HIGH TO ALLOW FOR CONDENSATE TRAPPING AND GRAVITY VENTS.
21. ALL QUANTITIES TO BE VERIFIED BY CONTRACTOR.
22. INSTALL ALL EQUIPMENT AND MATERIALS PER MANUFACTURER'S WRITTEN INSTRUCTION.
23. THE CONTRACTOR SHALL BE RESPONSIBLE FOR ALL ADDITIONAL COSTS INCURRED AS A RESULT OF SUBSTITUTIONS OR DEVIATIONS FROM THE BASIS OF DESIGN SHOWN ON THESE DRAWINGS.
24. CONTROLS ARE TO BE EXTENDED TO ALL EXISTING, REUSED MECHANICAL EQUIPMENT, INCLUDING EXISTING UNIT VENTILATORS AND EXHAUST FANS. THESE ARE TO BE TIED INTO AND CONTROLLED BY THE NEW BAS SYSTEM.
25. CONTRACTOR IS RESPONSIBLE FOR PROVIDING TRANSITIONS AND FLEXIBLE CONNECTIONS BETWEEN ALL UNITS AND SUPPLY, RETURN, OR OUTSIDE AIR DUCTS.
26. CONTRACTOR SHALL VERIFY THAT ALL EXISTING EQUIPMENT TO BE REUSED IS IN WORKING ORDER.

HVAC LEGEND

- EXISTING DUCTWORK OR EQUIPMENT
- ROUND RETURN OR EXHAUST AIR DOWN
- ROUND SUPPLY AIR DOWN
- ROUND RETURN OR EXHAUST AIR UP
- ROUND SUPPLY AIR UP
- RECTANGULAR RETURN OR EXHAUST AIR DOWN
- RECTANGULAR SUPPLY AIR DOWN
- RECTANGULAR RETURN OR EXHAUST AIR UP
- RECTANGULAR SUPPLY AIR UP
- NEW FLEX DUCTWORK
- DOUBLE WALL INSULATED DUCTWORK
- D - ? / ??? CFM — CEILING MOUNTED SUPPLY AIR DIFFUSER
- D - ? / ??? CFM — SIDE-WALL MOUNTED SUPPLY AIR DIFFUSER
- D - ? / ??? CFM — CEILING MOUNTED RETURN AIR REGISTER
- D - ? / ??? CFM — SIDE-WALL MOUNTED RETURN AIR REGISTER
- VOLUME DAMPER
- MOD — MOTOR OPERATED DAMPER
- CBBD — COUNTER BALANCED BACKDRAFT DAMPER
- T — THERMOSTAT
- S — DUCT SMOKE DETECTOR
- EXTENT OF WORK
- O.E.D. — OPEN END DUCT
- TRANSFER AIR
- ERV - ? — ENERGY RECOVERY VENTILATOR
- FC - ? — VRF FAN COIL UNIT
- UV - ? — UNIT VENTILATOR
- FTR - ? — FINNED-TUBE RADIATOR
- CONV - ? — CONVECTOR
- HP - ? — VRF HEAT PUMP
- EF - ? — EXHAUST FAN
- CUH - ? — CABINET UNIT HEATER
- AC - ? — WINDOW AIR CONDITIONING UNIT
- PENTHOUSE — ROOFTOP GRAVITY VENTILATOR

GENERAL PIPING NOTES

1. INSTALL ALL GAUGES AND METERS AS SHOWN ON DRAWINGS AND AS SPECIFIED.
2. INSULATE ALL PIPING AS SPECIFIED.
3. UNLESS OTHERWISE SHOWN OR SPECIFIED, ALL CONDENSATE DRAINS FROM ALL HVAC UNITS SHALL BE TRAPPED AND PIPED THROUGH THE BUILDING AND DRAINED THROUGH THE EXTERIOR WALL OF THE BUILDING AT A HEIGHT NOT TO EXCEED 18" ABOVE GRADE. PIPE SIZES SHALL MATCH SIZE OF DRAIN CONNECTION AT A MINIMUM. UNIT DRAINS SHALL NOT BE GANGED TOGETHER UNLESS APPROVED BY ARCHITECT/ENGINEER. UNLESS OTHERWISE SHOWN OR STATED, CONDENSATE PIPING SHALL NOT BE EXPOSED.
4. ALL FLOOR AND WALL PENETRATIONS SHALL BE SLEEVED AND SEALED W/ SCHEDULE 40 PIPE.
5. THE CONTRACTOR IS RESPONSIBLE FOR ALL NEW PIPING PENETRATIONS IN WALLS AND FLOORS. THE PIPING PLANS DO NOT SPECIFICALLY NOTE WHERE PIPING PENETRATES WALLS AND FLOORS. IT IS THE CONTRACTOR'S RESPONSIBILITY PRIOR TO BID TO STUDY THE PLANS AND IF NECESSARY EVALUATE THE SITE, TO ACCOUNT FOR ALL PIPING PENETRATIONS OF THE EXISTING STRUCTURE.
6. THE CONTRACTOR SHALL PROVIDE NEW SUPPORTS OF COMPATIBLE MATERIAL FOR ALL NEW PIPING.
7. ALL CONTROL VALVES TO BE INSTALLED OVER DRAIN PANS IN HVAC UNITS.
8. ALL PIPING SHALL BE SIZED AS CALLED OUT ON DRAWINGS, AND MAY NOT BE DOWN SIZED BETWEEN CONTROL VALVE AND COIL.
9. PROVIDE AIR VENTS AT ALL HIGH POINTS IN SYSTEM. PROVIDE DRAIN VALVES TO ALL LOW POINTS IN SYSTEM.
10. PROVIDE ISOLATION VALVES AT ALL BRANCH PIPING TAKEOFFS.
11. COORDINATE INSTALLATION OF ALL NEW PIPING WITH EXISTING FIRE PROTECTION PIPING, CONDUIT, EXHAUST/RELIEF DUCT WORK, AND STRUCTURE.
12. PROVIDE SPLASH BLOCKS FOR ALL CONDENSATE DRAINS.
13. FOR CONDENSATE DRAIN PIPING RUNS LONGER THAN 50 FEET, PROVIDE A REMOVABLE PLUG AT A CHANGE OF DIRECTION EVERY 50 FT.
14. ALL GAS PIPING IS TO BE INSTALLED PER NFPA 54, AND ALL LOCAL AND NATIONAL CODES.
15. BEFORE ANY SYSTEM OF GAS PIPING IS FINALLY PUT IN SERVICE, IT SHALL BE TESTED TO ENSURE THAT IT IS GAS TIGHT. TO TEST FOR TIGHTNESS, THE PIPING SHALL BE FILLED WITH AIR OR AN INERT GAS, BUT NOT WITH ANY OTHER GAS OR LIQUID. TESTING, INSPECTION AND PURGING OF GAS PIPING SYSTEMS SHALL COMPLY WITH NFPA 54.

PIPING LEGEND

- HYDRONIC SUPPLY PIPING
- HYDRONIC RETURN PIPING
- EXISTING HYDRONIC SUPPLY PIPING
- EXISTING HYDRONIC RETURN PIPING
- REFRIGERANT PIPING
- CONDENSATE PIPING
- G — NATURAL GAS PIPING
- SHUTOFF VALVE
- BALANCING VALVE
- CHECK VALVE
- ATC 2-WAY CONTROL VALVE
- STRAINER
- FLOW METER FITTING
- T — BAC TEMP SENSOR TO BE CONNECTED TO BAC SYSTEM
- AUTOFLOW 3/4" FLOW LIMITING DEVICE OR APPROVED EQUAL
- CP — CONDENSATE PUMP SYSTEM
- AS - ? — AIR SEPARATOR
- CT - ? — COMPRESSION TANK
- P - ? — BASE MOUNTED PUMP
- P - ? — IN-LINE PUMP

HWSR	HOT WATER/ SUPPLY AND RETURN
REFS+L	REFRIGERANT SUCTION + LIQUID
COND	CONDENSATE DRAIN PIPING
N.G.	NATURAL GAS

MECHANICAL DEMO NOTES & LEGEND

1. ALL DEMOLISHED MECHANICAL UNITS ARE TO BE REMOVED AND TAKEN OFF SITE AND BECOME PROPERTY OF THE CONTRACTOR UNLESS NOTED OTHERWISE.
2. ALL DEMOLISHED DUCTWORK, DIFFUSERS, REGISTERS, GRILLES, INSULATION, AND HANGERS ARE TO BE REMOVED AND TAKEN OFF SITE AND BECOME PROPERTY OF THE CONTRACTOR UNLESS NOTED OTHERWISE.
3. ALL DEMOLISHED HEATING SUPPLY AND RETURN PIPING, VALVES, FITTINGS, INSULATION AND HANGERS ARE TO BE REMOVED AND TAKEN OFF SITE AND BECOME PROPERTY OF THE CONTRACTOR UNLESS NOTED OTHERWISE. PIPING THAT IS TO BE ABANDONED IN PLACE SHALL BE CUT AND CAPPED BELOW FLOOR OR WITHIN TRENCH, AND THE OPENING SEALED WITH CONCRETE.
4. PROVIDE TEMPORARY COVERS AND CAPS FOR TEMPORARILY EXPOSED EXISTING PIPING, EQUIPMENT AND WALL OPENINGS. TEMPORARY COVERS AND CAPS SHALL BE SUFFICIENT TO ENSURE DIRT, WEATHER AND CONSTRUCTION DEBRIS WILL NOT ENTER ANY SYSTEM OR WALL, ROOF OR FLOOR OPENING.
5. SEE ELECTRICAL PLANS FOR INFORMATION ON WIRING TERMINATION OF DEMO'D EQUIPMENT.
6. REFER TO ARCHITECTURAL DRAWINGS FOR CEILING DEMOLITION PLAN.
7. PATCHING AND PAINTING AT UNIT VENTILATOR, FIN TUBE, UNIT HEATER, AND THERMOSTAT LOCATIONS BY GENERAL TRADES. SEE ARCHITECTURAL DRAWINGS FOR FINISH SCHEDULE.
8. THE CONTRACTOR SHALL PROVIDE PROTECTION FOR ALL ROOFTOP AND WALL OPENINGS CREATED BY DEMOLITION SUITABLE FOR WITHSTANDING WEATHER CONDITIONS.
9. THE INFORMATION SHOWN ON THESE DRAWINGS WAS COMPILED FROM EXISTING DRAWINGS AND SITE VISITS. HOWEVER, THE INFORMATION MAY STILL VARY FROM THE ACTUAL INSTALLATION. CONTRACTOR IS RESPONSIBLE FOR FIELD VERIFICATION FOR DEMOLITION WORK.
10. EXISTING GAS PIPING SHALL FIRST BE DISCONNECTED FROM ALL SOURCES OF GAS AND THEN THOROUGHLY PURGED WITH AIR, WATER, OR INERT GAS BEFORE CUTTING OR WELDING IS DONE.
11. WHEN GAS PIPING IS OPENED, THE SECTION TO BE WORKED ON SHALL BE TURNED OFF FROM THE GAS SUPPLY AT THE NEAREST CONVENIENT POINT, AND THE LINE PRESSURE VENTED TO THE OUTDOORS, OR TO VENTILATED AREAS OF SUFFICIENT SIZE TO PREVENT ACCUMULATION OF FLAMMABLE MIXTURES. IF THIS SECTION EXCEEDS 50 FEET OF 2.5" PIPING, THE REMAINING GAS PIPING SHALL BE DISPLACED WITH AN INERT GAS.

- AHU — AIR HANDLING UNIT
- UV — UNIT VENTILATOR
- FCU — HYDRONIC FAN COIL UNIT
- L — LOUVER
- FTR — FINNED-TUBE RADIATOR
- AC — WINDOW AIR CONDITIONING UNIT
- CUH — CABINET UNIT HEATER
- GV — GRAVITY VENT
- DUCTWORK
- RHC — RE-HEAT COIL
- HYDRONIC SUPPLY AND RETURN PIPING
- PIPING ELBOW DOWN
- PIPING ELBOW UP
- DEMOLISH MECHANICAL EQUIPMENT IN HATCHED AREA, INCLUDING ALL RELATED PIPING, INSULATION, VALVES, FITTINGS, DUCTWORK, INSULATION, HANGERS, SUPPORTS, HARDWARE, DEVICES AND INSULATION, ENCLOSURES, MOUNTS, AND WALL LOUVERS UNLESS OTHERWISE NOTED.

STUDIOJAED
ARCHITECTS ◘ ENGINEERS ◘ FACILITIES SOLUTIONS
Email: info@StudioJAED.com
Website: www.StudioJAED.com

MARYLAND OFFICE
213 FRONT STREET, P.O. BOX 754
CRUMPTON, MARYLAND 21628

PROVIDENCE OFFICE
42 WEYBOSSET STREET, SITE 403
PROVIDENCE, RHODE ISLAND 02903
P: (401) 648-0884

DELAWARE OFFICE
2500 WRANGLE HILL ROAD, STE. 110
BEAR, DELAWARE 19701
P: (302) 832-1825

CONSULTANT

THIS DRAWING IS THE PROPERTY OF STUDIOJAED AND IS PREPARED FOR THE EXCLUSIVE USE OF ITS CLIENTS AT THE LOCATION INDICATED. NO OTHER USE IS AUTHORIZED OR INTENDED.

THE PROFESSIONAL SERVICES OF THE ARCHITECT ARE UNDERTAKEN FOR AND ARE PERFORMED IN THE INTEREST OF (NAME OF PERSON EMPLOYING ARCHITECT). NO CONTRACTUAL OBLIGATION IS ASSUMED BY THE ARCHITECT FOR THE BENEFIT OF ANY OTHER PERSON INVOLVED IN THE PROJECT.

SIGNATURE: _____
DATE OF SIGNATURE: _____
DATE OF REGISTRATION EXPIRATION: _____
ARCHITECT / ENGINEER SEAL

PROJECT

CITY OF PROVIDENCE
PROVIDENCE PUBLIC SCHOOLS
RENOVATIONS
AT
PLEASANT VIEW ELEMENTARY SCHOOL
50 OBADIAH BROWN RD
PROVIDENCE, RI 02909

REVISIONS

MARK	DESCRIPTION	DATE

SHEET TITLE

MECHANICAL COVER SHEET

BID DOCUMENTS
SEPTEMBER 19, 2022

DRAWN	CHK'D	PROJECT NO.
TMC	BMZ	20041

SHEET NO.

M-000

THE RECEIVER OF THESE PLANS BY HARD COPY OR ELECTRONIC TRANSMISSION BY USE THEREOF UNDERSTANDS AND AGREES AS FOLLOWS: - THE ELECTRONIC DATA TRANSMITTED (TOGETHER WITH ANY DATA OR PLANS IN ANY ENDEAVOR NOT DIRECTLY RELATED TO THE PROJECT FOR WHICH IT WAS PREPARED, THE "DATA") IS THE PROPERTY OF STUDIOJAED, LLC ("STUDIOJAED") AND IS PROTECTED BY COPYRIGHT AND OTHER INTELLECTUAL PROPERTY INTERESTS IN THE DATA AND INFORMATION ON THE PLANS. - THE RECEIVER WARRANTS THAT IT WILL NOT REPRODUCE OR OTHERWISE MAKE USE OF THE DATA OR PLANS IN ANY ENDEAVOR NOT DIRECTLY RELATED TO THE PROJECT FOR WHICH IT WAS PREPARED, UNLESS EXPRESSLY AUTHORIZED IN WRITING BY STUDIOJAED. - THE RECEIVER AGREES THAT IT WILL NOT TRANSMIT THE DATA TO ANY OTHER PERSON OR ENTITY WITHOUT THE PRIOR WRITTEN CONSENT OF STUDIOJAED, AND AGREES TO INDEMNIFY AND HOLD STUDIOJAED HARMLESS FROM ANY CLAIMS OR LOSSES STUDIOJAED INCURS AS A RESULT OF ANY UNAUTHORIZED USE OF THE DATA BY THE RECEIVER OR ANY PERSON OR ENTITY TO WHOM THE RECEIVER TRANSMITS THE DATA. - THE RECEIVER WARRANTS THAT IT WILL COMPARE THE DATA WITH AVAILABLE HARD COPIES. - (ABD CORPORATION) RETAINS ALL OWNERSHIP, COPYRIGHT, AND OTHER INTELLECTUAL PROPERTY INTERESTS IN THE DATA AND INFORMATION ON THE PLANS. - THE RECEIVER WARRANTS THAT IT WILL NOT REPRODUCE OR OTHERWISE MAKE USE OF THE DATA OR PLANS IN ANY ENDEAVOR NOT DIRECTLY RELATED TO THE PROJECT FOR WHICH IT WAS PREPARED, UNLESS EXPRESSLY AUTHORIZED IN WRITING BY (ABD CORPORATION). - (ABD CORPORATION) DO NOT WARRANT OR MAKE ANY REPRESENTATIONS WITH RESPECT TO THE ACCURACY OF THE DATA. - THE RECEIVER WARRANTS THAT IT WILL, BEFORE USING THE DATA, COMPARE THE DATA WITH AVAILABLE HARD COPIES. - (ABD CORPORATION) DO NOT WARRANT OR MAKE ANY REPRESENTATIONS WITH RESPECT TO THE ACCURACY OF THE DATA. - THE RECEIVER WARRANTS THAT IT WILL NOT REPRODUCE OR OTHERWISE MAKE USE OF THE DATA OR PLANS IN ANY ENDEAVOR NOT DIRECTLY RELATED TO THE PROJECT FOR WHICH IT WAS PREPARED, UNLESS EXPRESSLY AUTHORIZED IN WRITING BY (ABD CORPORATION). - (ABD CORPORATION) DO NOT WARRANT OR MAKE ANY REPRESENTATIONS WITH RESPECT TO THE ACCURACY OF THE DATA. - THE RECEIVER WARRANTS THAT IT WILL, BEFORE USING THE DATA, COMPARE THE DATA WITH AVAILABLE HARD COPIES. - (ABD CORPORATION) RETAINS ALL OWNERSHIP, COPYRIGHT, AND OTHER INTELLECTUAL PROPERTY INTERESTS IN THE DATA AND INFORMATION ON THE PLANS

THE RECEIVER OF THESE PLANS BY HARD COPY OR ELECTRONIC TRANSMISSION BY USE THEREOF UNDERSTANDS AND AGREES AS FOLLOWS: - THE ELECTRONIC DATA TRANSMITTED (DATA) MAY BE A TEXTING DURING TRANSMIT AND TRANSLATION. - JAED CORPORATION DO NOT WARRANT OR MAKE ANY REPRESENTATIONS WITH RESPECT TO THE ACCURACY OF THE DATA. - THE RECEIVER WILL COMPARE THE DATA WITH AVAILABLE HARD COPIES. - JAED CORPORATION RETAINS ALL OWNERSHIP, COPYRIGHT, AND OTHER INTELLECTUAL PROPERTY INTERESTS IN THE DATA AND INFORMATION ON THE PLANS. - THE RECEIVER WARRANTS THAT IT WILL NOT REPRODUCE OR OTHERWISE MAKE USE OF THE DATA OR PLANS IN ANY ENDEAVOR NOT DIRECTLY RELATED TO THE PROJECT FOR WHICH IT WAS DELIVERED BY JAED CORPORATION. - JAED CORPORATION SHALL NOT BE LIABLE FOR ANY CHANGES MADE TO THE DATA BY THE RECEIVER OR ANY PERSON OR ENTITY TO WHOM THE RECEIVER TRANSFERS THE DATA OR ANY COPY OF ELECTRONIC DATA.

9/20/2022 3:20 PM

MECHANICAL DEMOLITION GENERAL NOTES:

1. DEMOLISH RUNOUT PIPING, VALVING & PIPING SPECIALTIES ENTIRELY BETWEEN UNIT VENTILATOR AND PIPING MAINS WHERE UNIT VENTILATOR SHOWN DEMOLISHED
2. RETAIN EXHAUST FAN DUCTWORK FOR RECONNECTION TO NEW EXHAUST FAN WHERE EXHAUST FANS SHOWN DEMOLISHED, EXCEPT WHERE DUCTWORK SHOWN OR NOTED DEMOLISHED
3. PATCH ALL EXISTING TO REMAIN DUCTWORK FOLLOWING DEMOLITION OF ANY DUCT BRANCHES

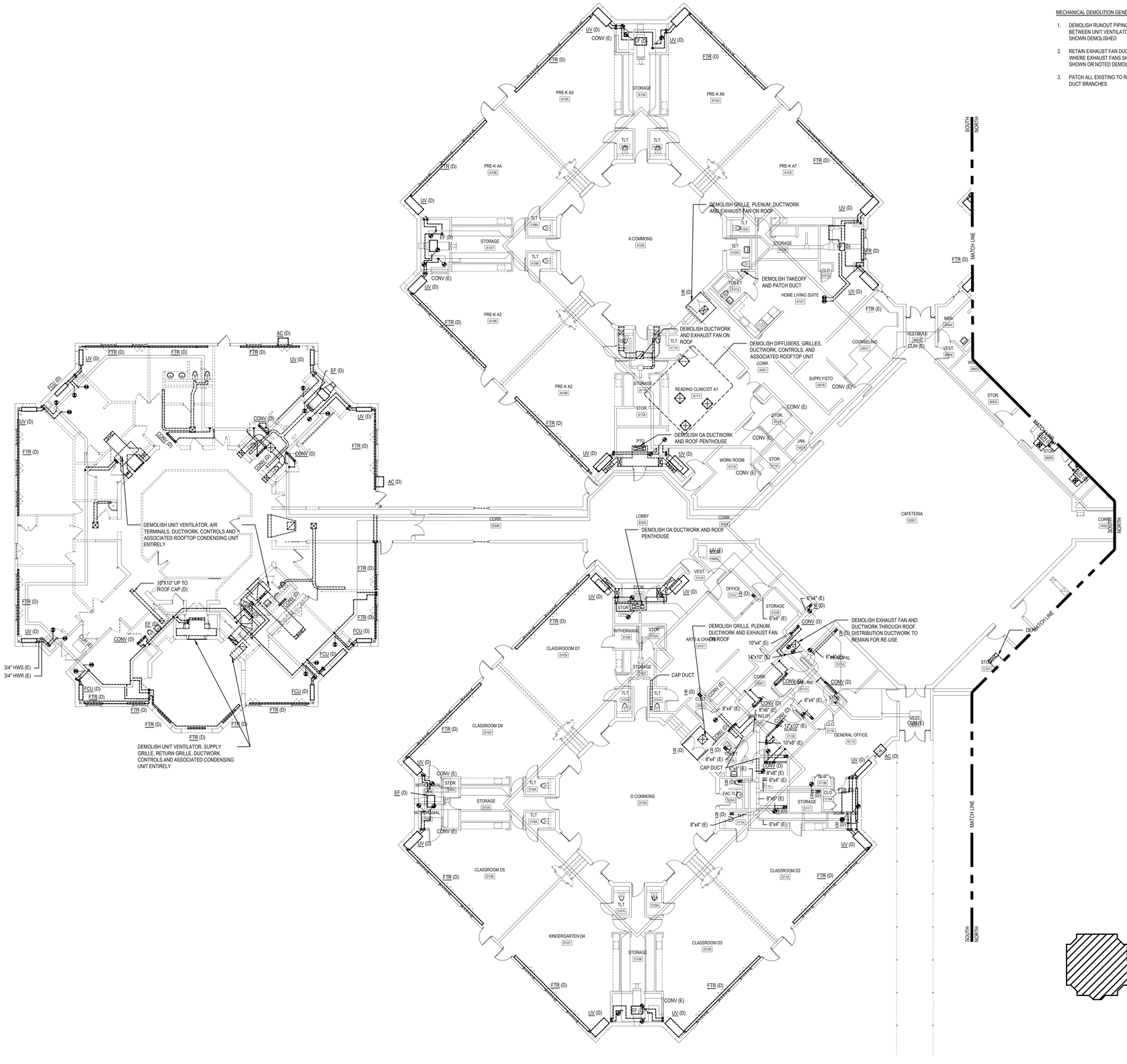

1 MD101A — HVAC DEMOLITION PLAN - SOUTH

SCALE: 3/32" = 1'-0"

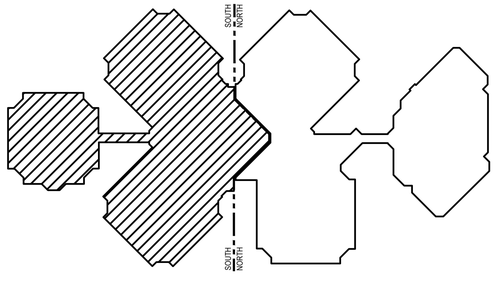

KEY PLAN

SCALE: NTS

STUDIOJAED
ARCHITECTS ◘ ENGINEERS ◘ FACILITIES SOLUTIONS
Website: www.StudioJAED.com
Email: info@StudioJAED.com

PROVIDENCE OFFICE
42 WEYBOSSET STREET, STE. 403
PROVIDENCE, RHODE ISLAND 02903
P: (401) 648-0884

MARYLAND OFFICE
213 FRONT STREET, P.O. BOX 754
CHUMPTON, MARYLAND 21625

DELAWARE OFFICE
2500 WRANGLE HILL ROAD, STE. 110
BEAR, DELAWARE 19701
P: (302) 832-1650

CONSULTANT

THIS DRAWING IS THE PROPERTY OF STUDIOJAED AND IS PREPARED FOR THE EXCLUSIVE USE OF ITS CLIENTS AT THE LOCATION INDICATED. NO OTHER USE IS AUTHORIZED OR INTENDED.

THE PROFESSIONAL SERVICES OF THE ARCHITECT ARE UNDERTAKEN FOR AND ARE PERFORMED IN THE INTEREST OF (NAME OF PERSON EMPLOYING ARCHITECT). NO CONTRACTUAL OBLIGATION IS ASSUMED BY THE ARCHITECT FOR THE BENEFIT OF ANY OTHER PERSON INVOLVED IN THE PROJECT.

SIGNATURE:
DATE OF SIGNATURE:
DATE OF REGISTRATION EXPIRATION:

ARCHITECT / ENGINEER SEAL

PROJECT

CITY OF PROVIDENCE
PROVIDENCE PUBLIC SCHOOLS
RENOVATIONS
AT
PLEASANT VIEW ELEMENTARY SCHOOL
50 OBADIAH BROWN RD
PROVIDENCE, RI 02909

REVISIONS

MARK	DESCRIPTION	DATE

SHEET TITLE

MECHANICAL DEMOLITION PLAN - SOUTH

BID DOCUMENTS
SEPTEMBER 19, 2022

DRAWN	CHK'D	PROJECT NO.
TMC	BMZ	20041

SHEET NO.

MD101A

THE RECIPIENT OF THESE PLANS BY HARD COPY OR ELECTRONIC TRANSMISSION BY USE THEREOF AGREES AND AGREES AS FOLLOWS: - THIS ELECTRONIC DATA TRANSMITTED (DATA") MAY BE ALTERED DURING TRANSIT AND TRANSLATION. - AIDS CORPORATION DO NOT WARRANT OR MAKE ANY REPRESENTATIONS WITH RESPECT TO THE ACCURACY OF THE DATA. - THE RECEIVER WILL, COMPARE THE DATA WITH AVAILABLE HARD COPIES. - AIDS CORPORATION RETAINS ALL OWNERSHIP, COPYRIGHT, AND OTHER INTELLECTUAL PROPERTY INTERESTS IN THE DATA AND INFORMATION ON THE PLANS. - THE RECEIVER WARRANTS THAT IT WILL NOT REPRODUCE OR OTHERWISE MAKE USE OF THE DATA OR PLANS IN ANY ENDEAVOR NOT DIRECTLY RELATED TO THE PROJECT FOR WHICH IT ACCESS THE DATA. ACCESSING, STORING OR USING THE DATA FOR ANY OTHER PURPOSE IS STRICTLY PROHIBITED AND SUBJECT TO LEGAL ACTION.

9/30/2022 3:21 PM

MECHANICAL DEMOLITION GENERAL NOTES:

1. DEMOLISH RUNOUT PIPING, VALVING & PIPING SPECIALTIES ENTIRELY BETWEEN UNIT VENTILATOR AND PIPING MAINS WHERE UNIT VENTILATOR SHOWN DEMOLISHED
2. RETAIN EXHAUST FAN DUCTWORK FOR RECONNECTON TO NEW EXHAUST FAN WHERE EXHAUST FANS SHOWN DEMOLISHED, EXCEPT WHERE DUCTWORK SHOWN OR NOTED DEMOLISHED
3. PATCH ALL EXISTING TO REMAIN DUCTWORK FOLLOWING DEMOLITION OF ANY DUCT BRANCHES

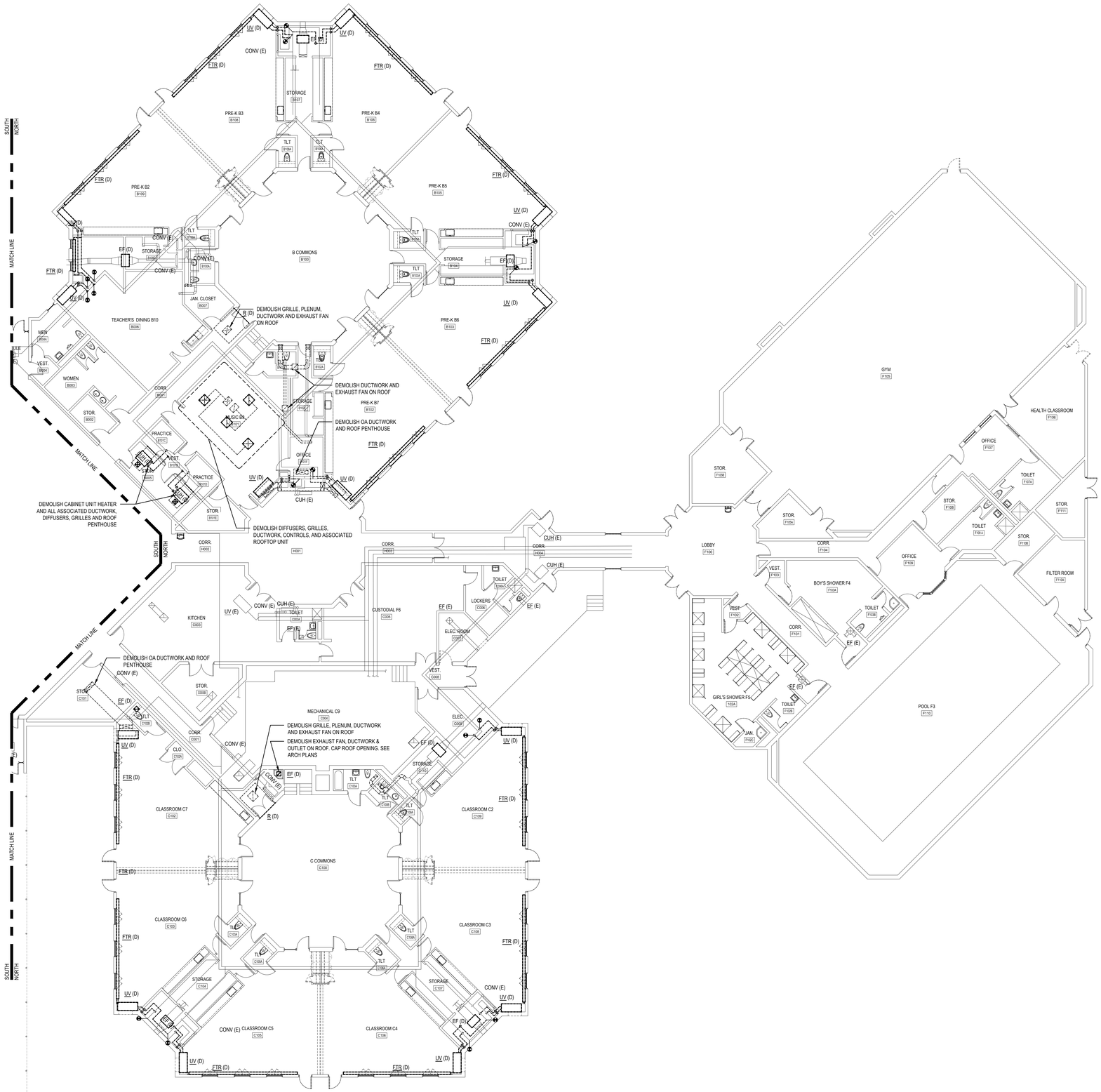

1 MD101B — HVAC DEMOLITION PLAN - NORTH

SCALE: 3/32" = 1'-0"

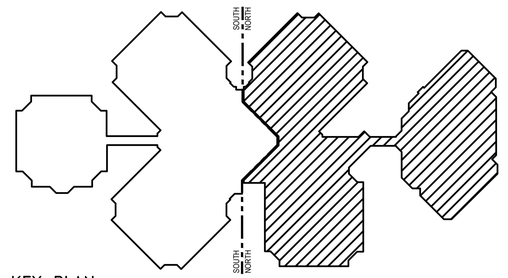

KEY PLAN

SCALE: NTS

STUDIOJAED
ARCHITECTS ◘ ENGINEERS ◘ FACILITIES SOLUTIONS
Website: www.StudioJAED.com
Email: info@StudioJAED.com

PROVIDENCE OFFICE
42 WEYBOSSET STREET, STE. 403
PROVIDENCE, RHODE ISLAND 02903
P: (401) 648-0884

MARYLAND OFFICE
213 FRONT STREET, P.O. BOX 754
CRUMPTON, MARYLAND 21628

DELAWARE OFFICE
2500 WRANGLE HILL ROAD, STE. 110
BEAR, DELAWARE 19701
P: (302) 832-1650

CONSULTANT

THIS DRAWING IS THE PROPERTY OF STUDIOJAED AND IS PREPARED FOR THE EXCLUSIVE USE OF ITS CLIENTS AT THE LOCATION INDICATED. NO OTHER USE IS AUTHORIZED OR INTENDED.

THE PROFESSIONAL SERVICES OF THE ARCHITECT ARE UNDERTAKEN FOR AND ARE PERFORMED IN THE INTEREST OF [NAME OF PERSON EMPLOYING ARCHITECT]. NO CONTRACTUAL OBLIGATION IS ASSUMED BY THE ARCHITECT FOR THE BENEFIT OF ANY OTHER PERSON INVOLVED IN THE PROJECT.

SIGNATURE: _____
DATE OF SIGNATURE: _____
DATE OF REGISTRATION EXPIRATION: _____
ARCHITECT / ENGINEER SEAL

PROJECT

CITY OF PROVIDENCE
PROVIDENCE PUBLIC SCHOOLS
RENOVATIONS
AT
PLEASANT VIEW ELEMENTARY SCHOOL
50 OBADIAH BROWN RD
PROVIDENCE, RI 02909

REVISIONS

MARK	DESCRIPTION	DATE
-	-	-

SHEET TITLE

MECHANICAL DEMOLITION PLAN - NORTH

BID DOCUMENTS
SEPTEMBER 19, 2022

DRAWN	CHK'D	PROJECT NO.
-	-	20041

SHEET NO.

MD101B

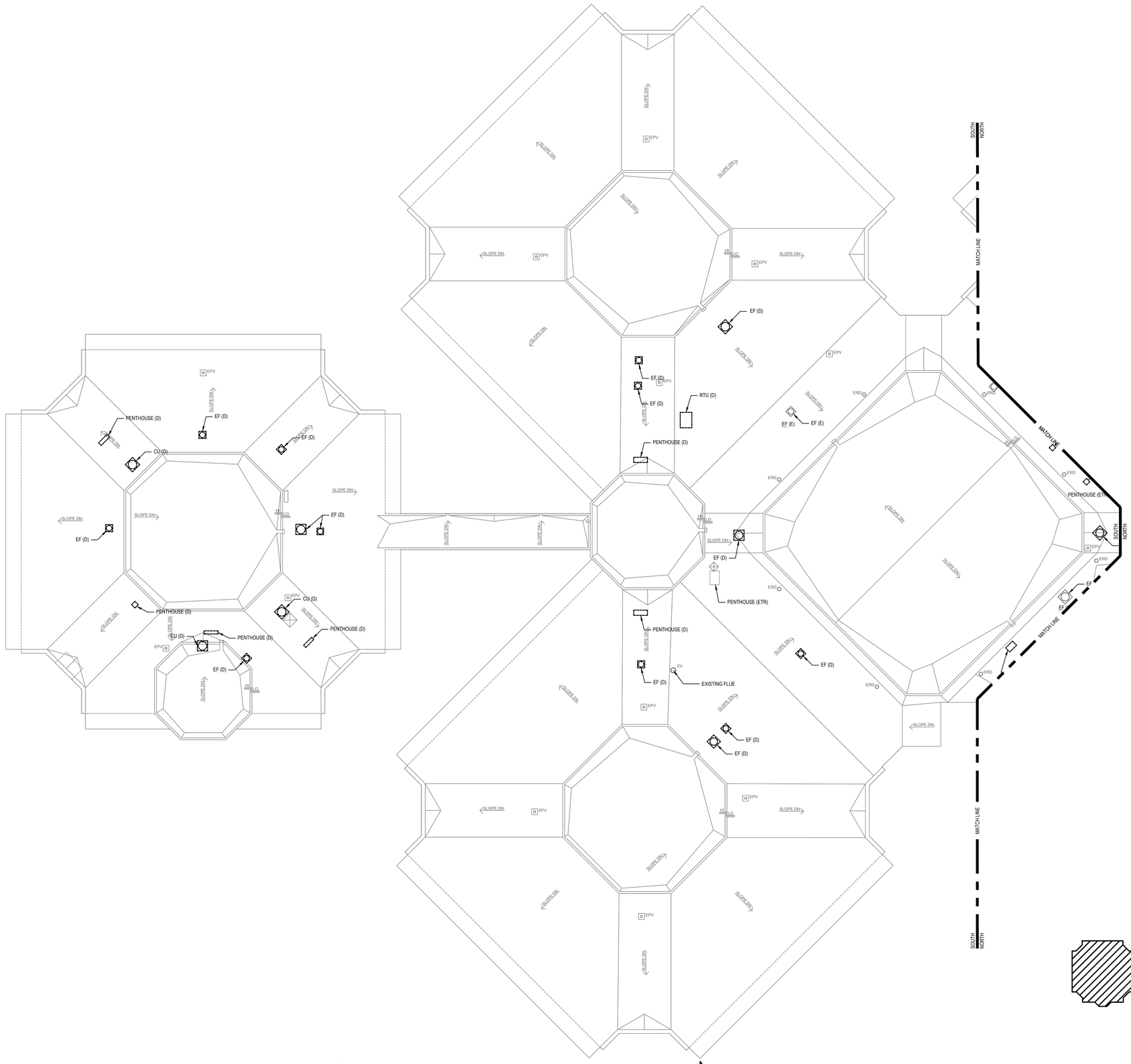

1 MD102A HVAC ROOF DEMOLITION - SOUTH

SCALE: 3/32" = 1'-0"

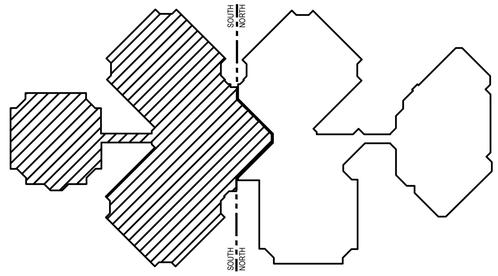

KEY PLAN

SCALE: NTS

STUDIOJAED
ARCHITECTS ◻ ENGINEERS ◻ FACILITIES SOLUTIONS
Website: www.StudioJAED.com
Email: info@StudioJAED.com

DELAWARE OFFICE
2500 WRANGLE HILL ROAD, STE. 110
BEAR, DELAWARE 19701
P: (302) 832-1652

PROVIDENCE OFFICE
42 WEYBOSSET STREET, STE. 403
PROVIDENCE, RHODE ISLAND 02903
P: (401) 648-6884

MARYLAND OFFICE
213 FRONT STREET, P.O. BOX 254
CRUMPTON, MARYLAND 21625

CONSULTANT

THIS DRAWING IS THE PROPERTY OF STUDIOJAED AND IS PREPARED FOR THE EXCLUSIVE USE OF ITS CLIENTS AT THE LOCATION INDICATED. NO OTHER USE IS AUTHORIZED OR INTENDED.

THE PROFESSIONAL SERVICES OF THE ARCHITECT ARE UNDERTAKEN FOR AND ARE PERFORMED IN THE INTEREST OF [NAME OF PERSON EMPLOYING ARCHITECT]. NO CONTRACTUAL OBLIGATION IS ASSUMED BY THE ARCHITECT FOR THE BENEFIT OF ANY OTHER PERSON INVOLVED IN THE PROJECT.

SIGNATURE: _____

DATE OF SIGNATURE: _____

DATE OF REGISTRATION EXPIRATION: _____

ARCHITECT / ENGINEER SEAL

PROJECT

CITY OF PROVIDENCE
PROVIDENCE PUBLIC SCHOOLS
RENOVATIONS
AT
PLEASANT VIEW ELEMENTARY SCHOOL
50 OBADIAH BROWN RD
PROVIDENCE, RI 02909

REVISIONS

MARK	DESCRIPTION	DATE

SHEET TITLE

MECHANICAL ROOF DEMOLITION PLAN - SOUTH

BID DOCUMENTS

SEPTEMBER 19, 2022

DRAWN	CHK'D	PROJECT NO.
TMC	BMZ	20041

SHEET NO.

MD102A

THE RECEIVER OF THESE PLANS BY HARD COPY OR ELECTRONIC TRANSMISSION BY USE THEREOF UNDERSTANDS AND AGREES AS FOLLOWS: - THE ELECTRONIC DATA TRANSMITTED (TOGETHER WITH ANY SUCH PRINTED COPY) WAS MADE AS A RESPECTED COURTESY TO THE RECEIVER AND IS PROVIDED "AS IS" WITHOUT WARRANTY OF ANY KIND. STUDIOJAED CORPORATION DOES NOT WARRANT OR MAKE ANY REPRESENTATIONS WITH RESPECT TO THE ACCURACY OF THE DATA. - THE RECEIVER WARRANTS THAT IT WILL NOT REPRODUCE OR OTHERWISE MAKE USE OF THE DATA OR PLANS IN ANY ENDEAVOR NOT DIRECTLY RELATED TO THE PROJECT FOR WHICH IT WAS PROVIDED. THE RECEIVER WARRANTS THAT IT WILL NOT REPRODUCE OR OTHERWISE MAKE USE OF THE DATA OR INFORMATION ON THE PLANS. - THE RECEIVER WARRANTS THAT IT WILL NOT REPRODUCE OR OTHERWISE MAKE USE OF THE DATA OR PLANS IN ANY ENDEAVOR NOT DIRECTLY RELATED TO THE PROJECT FOR WHICH IT

9/20/2022 3:21 PM

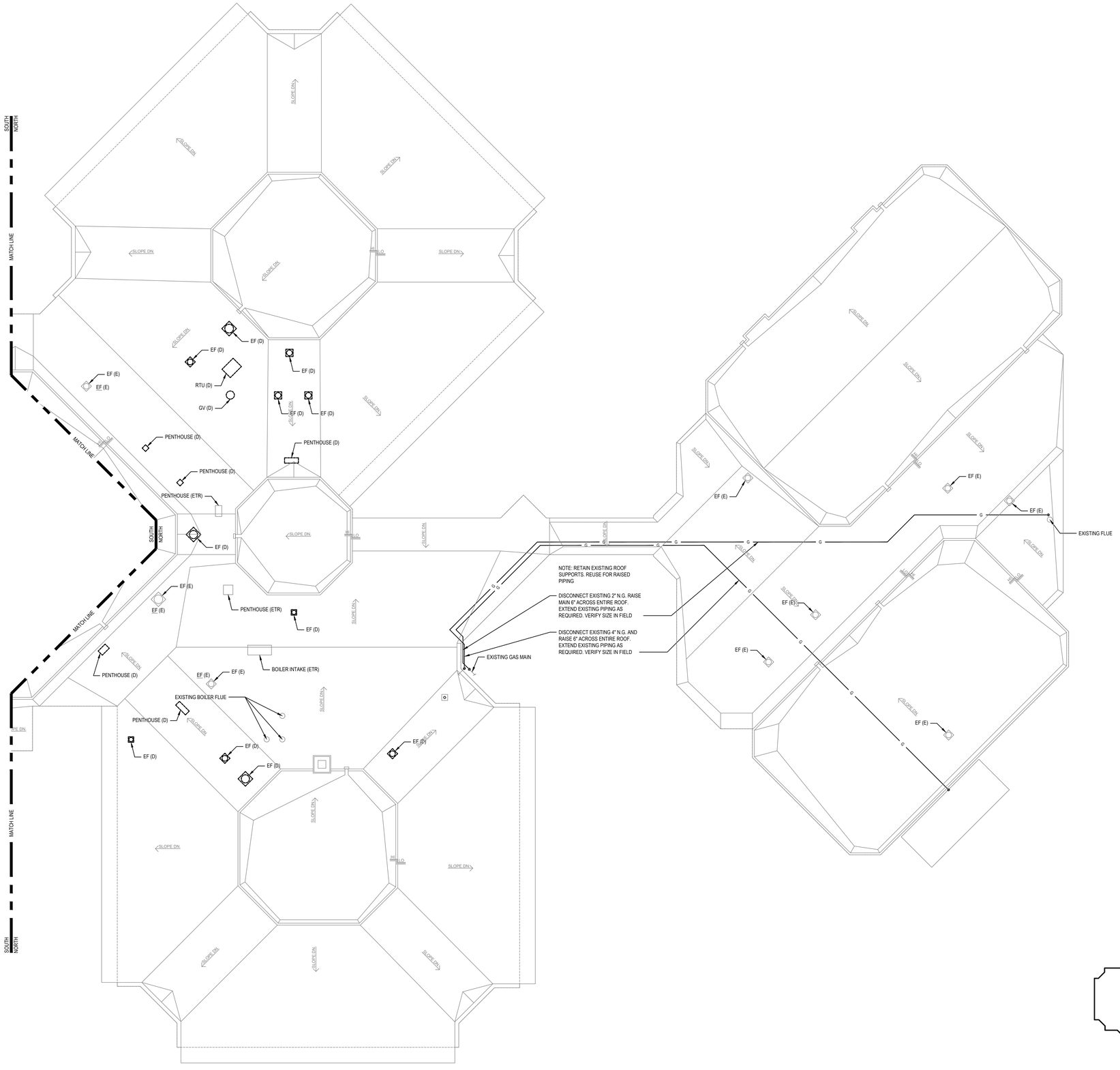

1 MD102B HVAC ROOF DEMOLITION PLAN - NORTH

SCALE: 3/32" = 1'-0"

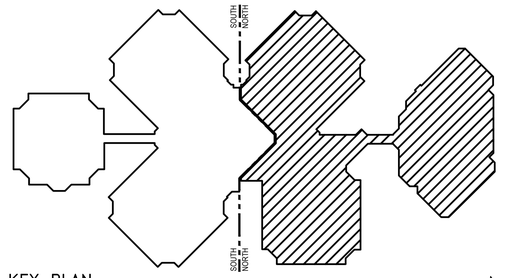

KEY PLAN

SCALE: NTS

STUDIO JAED
ARCHITECTS ▫ ENGINEERS ▫ FACILITIES SOLUTIONS
Website: www.StudioJAED.com
Email: info@StudioJAED.com

DELAWARE OFFICE
2500 WRANGLE HILL ROAD, STE. 110
BEAR, DELAWARE 19701
P: (302) 832-1652

PROVIDENCE OFFICE
42 WEYBOSSET STREET, STE. 403
PROVIDENCE, RHODE ISLAND 02903
P: (401) 648-6884

MARYLAND OFFICE
213 FRONT STREET, P.O. BOX 254
CRUMPTON, MARYLAND 21625

CONSULTANT

THIS DRAWING IS THE PROPERTY OF STUDIOJAED AND IS PREPARED FOR THE EXCLUSIVE USE OF ITS CLIENTS AT THE LOCATION INDICATED. NO OTHER USE IS AUTHORIZED OR INTENDED.

THE PROFESSIONAL SERVICES OF THE ARCHITECT ARE UNDERTAKEN FOR AND ARE PERFORMED IN THE INTEREST OF [NAME OF PERSON EMPLOYING ARCHITECT]. NO CONTRACTUAL OBLIGATION IS ASSUMED BY THE ARCHITECT FOR THE BENEFIT OF ANY OTHER PERSON INVOLVED IN THE PROJECT.

SIGNATURE: _____
DATE OF SIGNATURE: _____
DATE OF REGISTRATION EXPIRATION: _____

ARCHITECT / ENGINEER SEAL

PROJECT

CITY OF PROVIDENCE
PROVIDENCE PUBLIC SCHOOLS
RENOVATIONS
AT
PLEASANT VIEW ELEMENTARY SCHOOL
50 OBADIAH BROWN RD
PROVIDENCE, RI 02909

REVISIONS

MARK	DESCRIPTION	DATE

SHEET TITLE

MECHANICAL ROOF DEMOLITION PLAN - NORTH

BID DOCUMENTS
SEPTEMBER 19, 2022

DRAWN	CHK'D	PROJECT NO.
TMC	BMZ	20041

SHEET NO.

MD102B

9/20/2022 3:21 PM

THE RECEIVER OF THESE PLANS BY HARD COPY OR ELECTRONIC TRANSMISSION BY USE THEREOF UNDERSTANDS AND AGREES AS FOLLOWS: - THE ELECTRONIC DATA TRANSMITTED (DATA) MAY BE ALTERED OR CORRUPTED DURING TRANSMISSION. - JAED CORPORATION DOES NOT WARRANT OR MAKE ANY REPRESENTATIONS WITH RESPECT TO THE ACCURACY OF THE DATA. - THE RECEIVER'S USE OF THE DATA FOR ANY PURPOSE OTHER THAN THE PROJECT FOR WHICH IT WAS PREPARED IS AT THE RECEIVER'S SOLE RISK AND WITHOUT LIABILITY TO JAED CORPORATION. - THE RECEIVER'S AGREES TO INDEMNIFY AND HOLD JAED CORPORATION HARMLESS FROM ANY AND ALL CLAIMS, DAMAGES, LOSSES AND EXPENSES ARISING OUT OF OR RESULTING THEREFROM. THE USE OF ELECTRONIC DATA

© COPYRIGHT - JAED CORPORATION, RETAINS ALL OWNERSHIP, COPYRIGHT, AND OTHER INTELLECTUAL PROPERTY INTERESTS IN THE DATA AND INFORMATION ON THE PLANS. - THE RECEIVER WARRANTS THAT IT WILL NOT REPRODUCE OR OTHERWISE MAKE USE OF THE DATA OR PLANS IN ANY ENDEAVOR NOT DIRECTLY RELATED TO THE PROJECT FOR WHICH IT

9/20/2022 3:21 PM

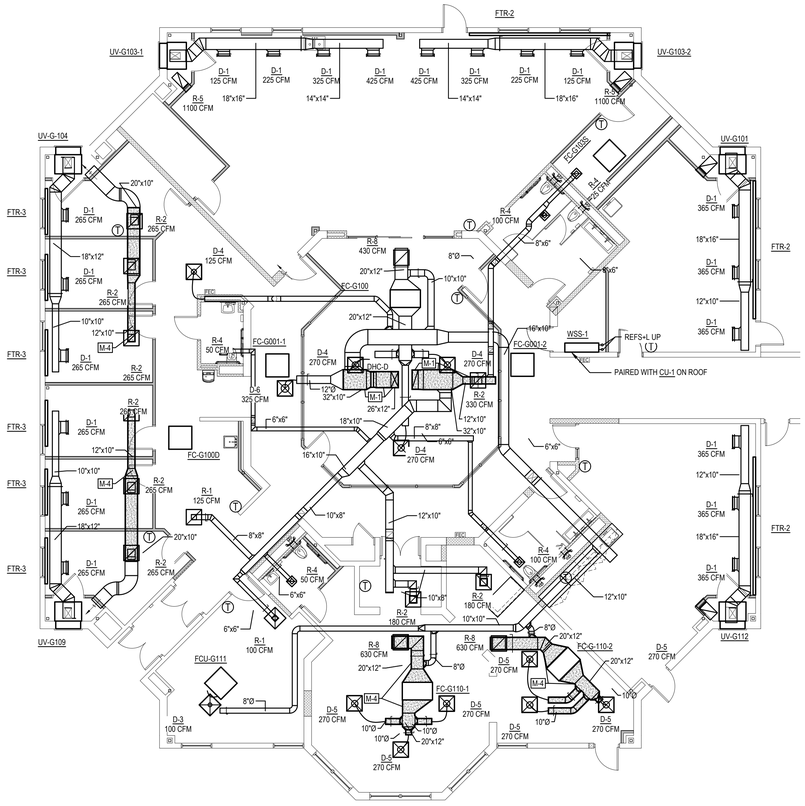

3 M-101A HVAC NEW WORK PLAN - G POD

SCALE: 1/8" = 1'-0"

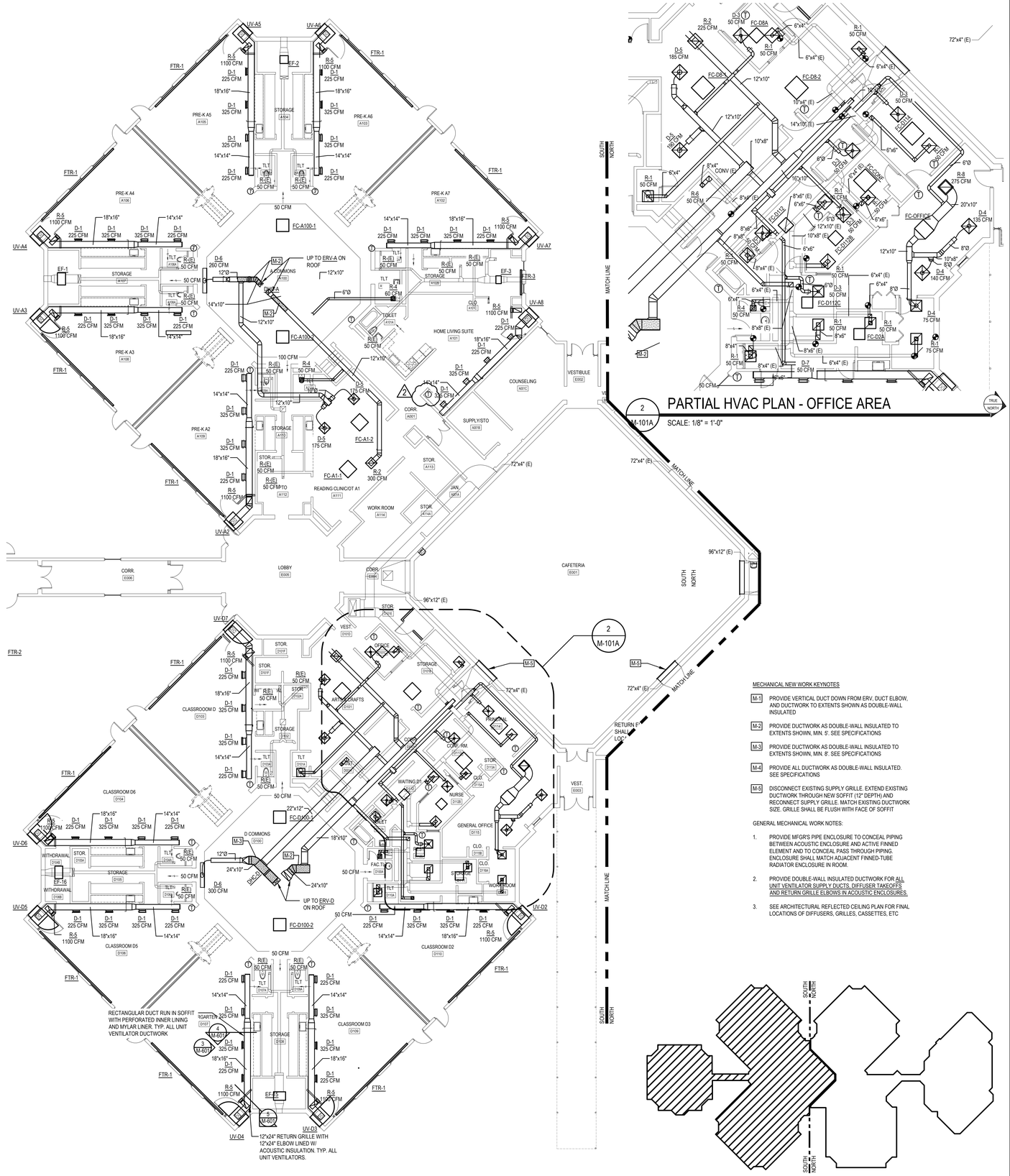

1 M-101A HVAC NEW WORK PLAN - SOUTH

SCALE: 3/32" = 1'-0"

2 M-101A PARTIAL HVAC PLAN - OFFICE AREA

SCALE: 1/8" = 1'-0"

KEY PLAN

SCALE: NTS

MECHANICAL NEW WORK KEYNOTES

M-1 PROVIDE VERTICAL DUCT DOWN FROM ERV, DUCT ELBOW, AND DUCTWORK TO EXTENTS SHOWN AS DOUBLE-WALL INSULATED

M-2 PROVIDE DUCTWORK AS DOUBLE-WALL INSULATED TO EXTENTS SHOWN, MIN. 5'. SEE SPECIFICATIONS

M-3 PROVIDE DUCTWORK AS DOUBLE-WALL INSULATED TO EXTENTS SHOWN, MIN. 8'. SEE SPECIFICATIONS

M-4 PROVIDE ALL DUCTWORK AS DOUBLE-WALL INSULATED. SEE SPECIFICATIONS

M-5 DISCONNECT EXISTING SUPPLY GRILLE. EXTEND EXISTING DUCTWORK THROUGH NEW SOFFIT (12" DEPTH) AND RECONNECT SUPPLY GRILLE. MATCH EXISTING DUCTWORK SIZE. GRILLE SHALL BE FLUSH WITH FACE OF SOFFIT

GENERAL MECHANICAL WORK NOTES:

1. PROVIDE MFGR'S PIPE ENCLOSURE TO CONCEAL PIPING BETWEEN ACOUSTIC ENCLOSURE AND ACTIVE FINNED ELEMENT AND TO CONCEAL PASS THROUGH PIPING. ENCLOSURE SHALL MATCH ADJACENT FINNED-TUBE RADIATOR ENCLOSURE IN ROOM.
2. PROVIDE DOUBLE-WALL INSULATED DUCTWORK FOR ALL UNIT VENTILATOR SUPPLY DUCTS, DIFFUSER TAKEOFFS AND RETURN GRILLE ELBOWS IN ACOUSTIC ENCLOSURES.
3. SEE ARCHITECTURAL REFLECTED CEILING PLAN FOR FINAL LOCATIONS OF DIFFUSERS, GRILLES, CASSETTES, ETC

STUDIOJAED
ARCHITECTS ◘ ENGINEERS ◘ FACILITIES SOLUTIONS
Website: www.StudioJAED.com
Email: info@StudioJAED.com

MARYLAND OFFICE
213 FRONT STREET, P.O. BOX 754
CRUMPTON, MARYLAND 21628

PROVIDENCE OFFICE
42 WEYBOSSET STREET, SITE 403
PROVIDENCE, RHODE ISLAND 02903
P: (401) 648-0884

DELAWARE OFFICE
2500 WRANGLE HILL ROAD, STE. 110
BEAR, DELAWARE 19701
P: (302) 832-1650

CONSULTANT

THIS DRAWING IS THE PROPERTY OF STUDIOJAED AND IS PREPARED FOR THE EXCLUSIVE USE OF ITS CLIENTS AT THE LOCATION INDICATED. NO OTHER USE IS AUTHORIZED OR INTENDED.

THE PROFESSIONAL SERVICES OF THE ARCHITECT ARE UNDERTAKEN FOR AND ARE PERFORMED IN THE INTEREST OF (NAME OF PERSON EMPLOYING ARCHITECT). NO CONTRACTUAL OBLIGATION IS ASSUMED BY THE ARCHITECT FOR THE BENEFIT OF ANY OTHER PERSON INVOLVED IN THE PROJECT.

SIGNATURE:
DATE OF SIGNATURE:
DATE OF REGISTRATION EXPIRATION:

ARCHITECT / ENGINEER SEAL

PROJECT

CITY OF PROVIDENCE
PROVIDENCE PUBLIC SCHOOLS
RENOVATIONS
AT
PLEASANT VIEW ELEMENTARY SCHOOL
50 OBADIAH BROWN RD
PROVIDENCE, RI 02909

REVISIONS

MARK	DESCRIPTION	DATE

SHEET TITLE

MECHANICAL PLAN - SOUTH

BID DOCUMENTS
SEPTEMBER 19, 2022

DRAWN	CHK'D	PROJECT NO.
TMC	BMZ	20041

SHEET NO.

M-101A

THE RECEIPT OF THESE PLANS BY HARD COPY OR ELECTRONIC TRANSMISSION OR USE THEREOF UNDERSIGNED AND AGREES AS FOLLOWS: - "THE ELECTRONIC DATA TRANSMITTED (DATA) MAY BE ALTERED DURING TRANSIT AND TRANSLATION. - JAED CORPORATION DO NOT WARRANT OR MAKE ANY REPRESENTATIONS WITH RESPECT TO THE ACCURACY OF THE DATA. - THE RECEIVER WILL COMPARE THE DATA WITH AVAILABLE HARD COPIES. - JAED CORPORATION RETAINS ALL OWNERSHIP, COPYRIGHT, AND OTHER INTELLECTUAL PROPERTY INTERESTS IN THE DATA AND INFORMATION ON THE PLANS. - THE RECEIVER WARRANTS THAT IT WILL NOT REPRODUCE OR OTHERWISE MAKE USE OF THE DATA OR PLANS IN ANY ENDEAVOR NOT DIRECTLY RELATED TO THE PROJECT FOR WHICH IT HAS BEEN PROVIDED. - JAED CORPORATION ACCEPTS NO RESPONSIBILITY FOR ANY DEVIATIONS OR CHANGES MADE TO THE DATA BY THE RECEIVER OR BY OTHERS AFTER THE DATA HAS LEFT JAED CORPORATION'S CONTROL. - THE RECEIVER AGREES TO INDEMNIFY AND HOLD JAED CORPORATION HARMLESS FROM ANY AND ALL CLAIMS, DAMAGES, LOSSES AND COSTS TO EVERYONE ARISING OUT OF OR RESULTING FROM THE USE OF ELECTRONIC DATA.

9/20/2022 3:22 PM

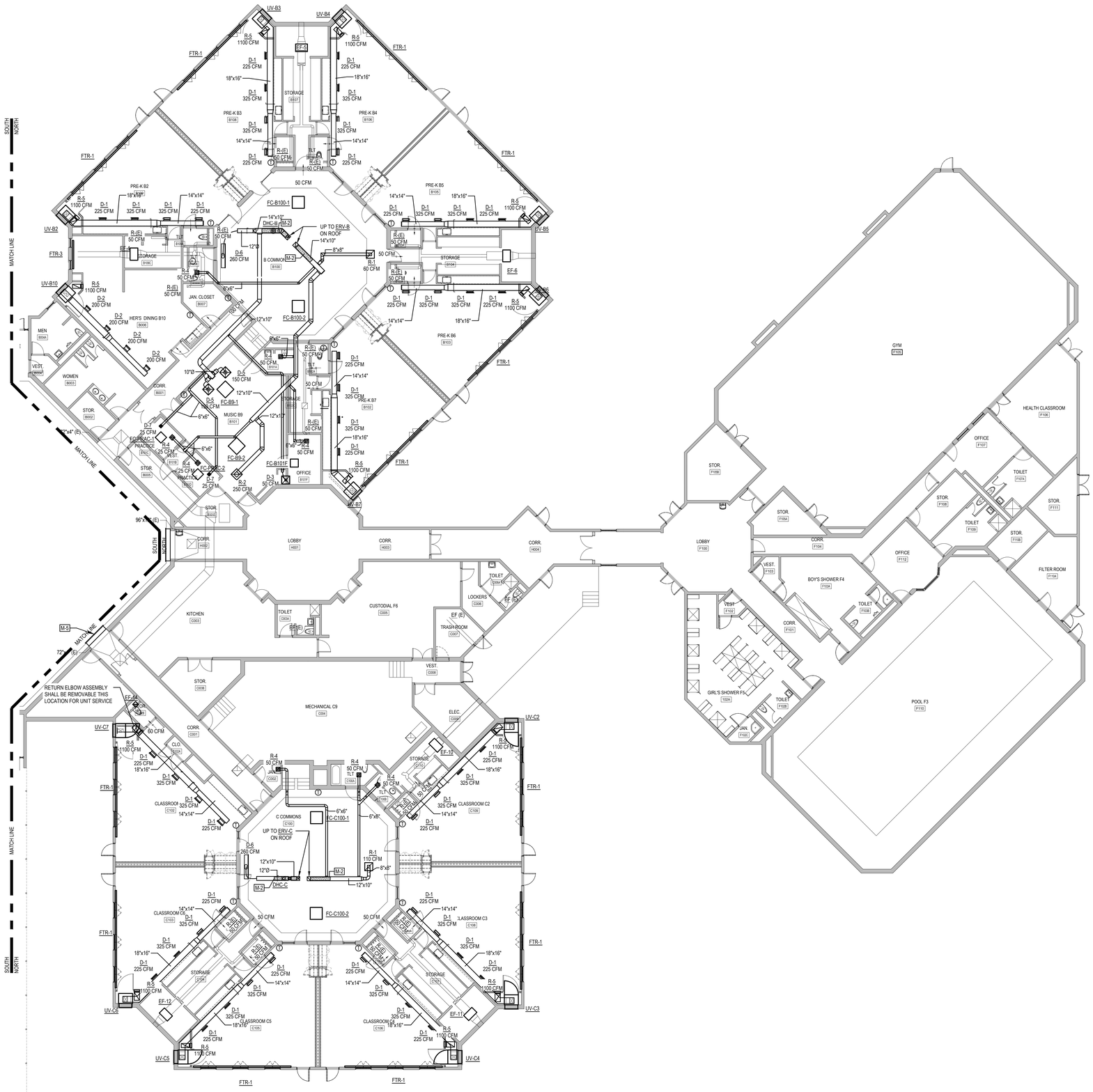

1 M-101B HVAC NEW WORK PLAN - NORTH

SCALE: 3/32" = 1'-0"

MECHANICAL NEW WORK KEYNOTES

M-1 PROVIDE VERTICAL DUCT DOWN FROM ERV, DUCT ELBOW, AND DUCTWORK TO EXTENTS SHOWN AS DOUBLE-WALL INSULATED

M-2 PROVIDE DUCTWORK AS DOUBLE-WALL INSULATED TO EXTENTS SHOWN, MIN. 5'. SEE SPECIFICATIONS

M-3 PROVIDE DUCTWORK AS DOUBLE-WALL INSULATED TO EXTENTS SHOWN, MIN. 8'. SEE SPECIFICATIONS

M-4 PROVIDE ALL DUCTWORK AS DOUBLE-WALL INSULATED. SEE SPECIFICATIONS

GENERAL MECHANICAL WORK NOTES:

1. PROVIDE MFGR'S PIPE ENCLOSURE TO CONCEAL PIPING BETWEEN ACOUSTIC ENCLOSURE AND ACTIVE FINNED ELEMENT AND TO CONCEAL PASS THROUGH PIPING. ENCLOSURE SHALL MATCH ADJACENT FINNED-TUBE RADIATOR ENCLOSURE IN ROOM.
2. PROVIDE DOUBLE-WALL INSULATED DUCTWORK FOR ALL UNIT VENTILATOR SUPPLY DUCTS, DIFFUSER TAKEOFFS AND RETURN GRILLE ELBOWS IN ACOUSTIC ENCLOSURES.
3. SEE ARCHITECTURAL REFLECTED CEILING PLAN FOR FINAL LOCATIONS OF DIFFUSERS, GRILLES, CASSETTES, ETC

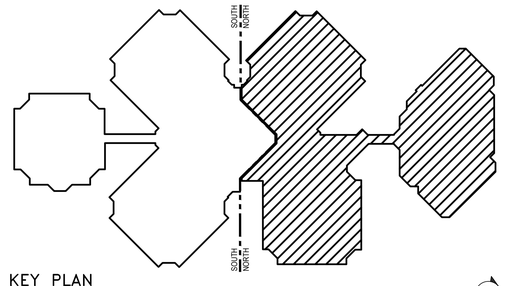

KEY PLAN

SCALE: NTS

STUDIOJAED
ARCHITECTS ◘ ENGINEERS ◘ FACILITIES SOLUTIONS
Website: www.StudioJAED.com
Email: info@StudioJAED.com

MARYLAND OFFICE
213 FRONT STREET, P.O. BOX 754
CRUMPTON, MARYLAND 21628

PROVIDENCE OFFICE
42 WEYBOSSET STREET, SITE 403
PROVIDENCE, RHODE ISLAND 02903
P: (401) 648-0884

DELAWARE OFFICE
2500 WRANGLE HILL ROAD, STE. 110
BEAR, DELAWARE 19701
P: (302) 832-1525

CONSULTANT

THIS DRAWING IS THE PROPERTY OF STUDIOJAED AND IS PREPARED FOR THE EXCLUSIVE USE OF ITS CLIENTS AT THE LOCATION INDICATED. NO OTHER USE IS AUTHORIZED OR INTENDED.

THE PROFESSIONAL SERVICES OF THE ARCHITECT ARE UNDERTAKEN FOR AND ARE PERFORMED IN THE INTEREST OF [NAME OF PERSON EMPLOYING ARCHITECT]. NO CONTRACTUAL OBLIGATION IS ASSUMED BY THE ARCHITECT FOR THE BENEFIT OF ANY OTHER PERSON INVOLVED IN THE PROJECT.

SIGNATURE: _____

DATE OF SIGNATURE: _____

DATE OF REGISTRATION EXPIRATION: _____

ARCHITECT / ENGINEER SEAL

PROJECT

CITY OF PROVIDENCE
PROVIDENCE PUBLIC SCHOOLS
RENOVATIONS
AT
PLEASANT VIEW ELEMENTARY SCHOOL
50 OBADIAH BROWN RD
PROVIDENCE, RI 02909

REVISIONS

MARK	DESCRIPTION	DATE
-	-	-

SHEET TITLE

MECHANICAL PLAN - NORTH

BID DOCUMENTS

SEPTEMBER 19, 2022

DRAWN	CHK'D	PROJECT NO.
TMC	BMZ	20041

SHEET NO.

M-101B

NOTE: ENSURE THAT ANY NEW AIR INTAKES ARE LOCATED A MINIMUM OF 25' FROM PLUMBING VENTS OR EXHAUST FANS. DASHED CIRCLES INDICATE 25' RADIUS AROUND PLUMBING VENTS OR EXHAUST FANS. COORDINATE ERV LOCATIONS ACCORDINGLY. VERIFY IN FIELD.

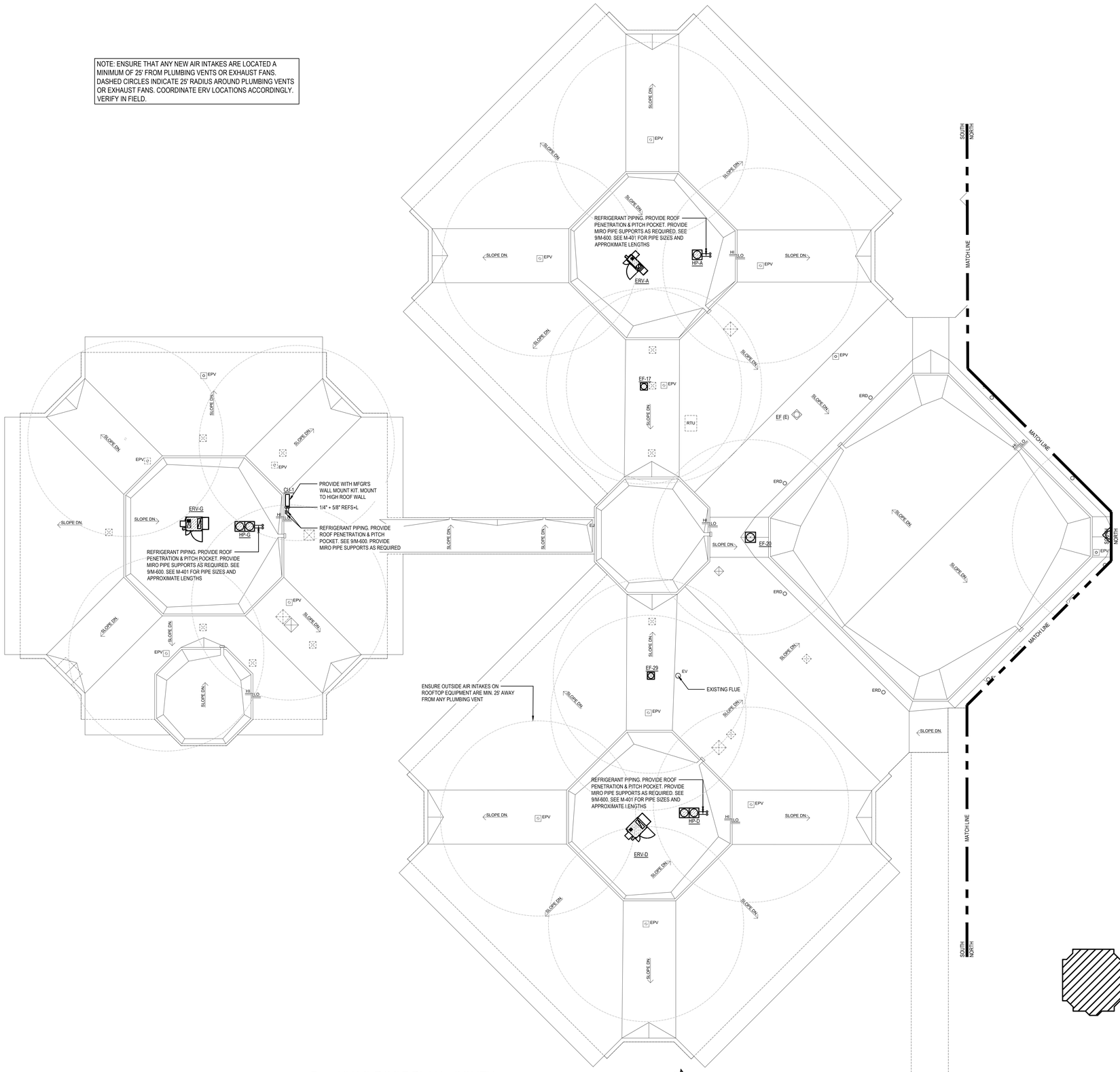

1 M-102A HVAC ROOF PLAN - SOUTH

SCALE: 3/32" = 1'-0"

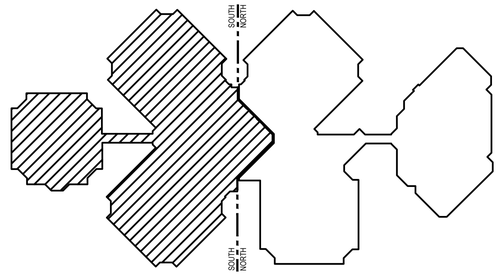

KEY PLAN

SCALE: NTS

STUDIOJAED
ARCHITECTS ▫ ENGINEERS ▫ FACILITIES SOLUTIONS
Website: www.StudioJAED.com
Email: info@StudioJAED.com

DELAWARE OFFICE
2500 WRANGLE HILL ROAD, STE. 110
BEAR, DELAWARE 19701
P: (302) 832-1652

PROVIDENCE OFFICE
42 WEYBOSSET STREET, STE. 403
PROVIDENCE, RHODE ISLAND 02903
P: (401) 648-6884

MARYLAND OFFICE
213 FRONT STREET, P.O. BOX 254
CRUMPTON, MARYLAND 21625

CONSULTANT

THIS DRAWING IS THE PROPERTY OF STUDIOJAED AND IS PREPARED FOR THE EXCLUSIVE USE OF ITS CLIENTS AT THE LOCATION INDICATED. NO OTHER USE IS AUTHORIZED OR INTENDED.

THE PROFESSIONAL SERVICES OF THE ARCHITECT ARE UNDERTAKEN FOR AND ARE PERFORMED IN THE INTEREST OF [NAME OF PERSON EMPLOYING ARCHITECT]. NO CONTRACTUAL OBLIGATION IS ASSUMED BY THE ARCHITECT FOR THE BENEFIT OF ANY OTHER PERSON INVOLVED IN THE PROJECT.

SIGNATURE: _____
DATE OF SIGNATURE: _____
DATE OF REGISTRATION EXPIRATION: _____

ARCHITECT / ENGINEER SEAL

PROJECT

CITY OF PROVIDENCE
PROVIDENCE PUBLIC SCHOOLS
RENOVATIONS
AT
PLEASANT VIEW ELEMENTARY SCHOOL
50 OBADIAH BROWN RD
PROVIDENCE, RI 02909

REVISIONS

MARK	DESCRIPTION	DATE

SHEET TITLE

MECHANICAL ROOF PLAN - SOUTH

BID DOCUMENTS
SEPTEMBER 19, 2022

DRAWN	CHK'D	PROJECT NO.
TMC	BMZ	20041

SHEET NO.

M-102A

9/20/2022 3:22 PM

THE RECEIVER OF THESE PLANS BY HARD COPY OR ELECTRONIC TRANSMISSION BY USE THEREOF UNDERSTANDS AND AGREES AS FOLLOWS: "THE ELECTRONIC DATA TRANSMITTED (DATA") MAY BE ATTRIBUTABLE TO INTELLECTUAL PROPERTY INTERESTS IN THE DATA AND INFORMATION ON THE PLANS. – THE RECEIVER WARRANTS THAT IT WILL NOT REPRODUCE OR OTHERWISE MAKE USE OF THE DATA OR PLANS IN ANY ENDEAVOR NOT DIRECTLY RELATED TO THE PROJECT FOR WHICH IT WAS PROVIDED

THE RECEIVER OF THESE PLANS BY HARD COPY OR ELECTRONIC TRANSMISSION BY USE THEREOF, UNDERSTANDS AND AGREES AS FOLLOWS: - THESE ELECTRONIC DATA TRANSMITTED CONTAIN MAY BE ALTERED DURING TRANSIT AND TRANSLATION. - JAED CORPORATION DO NOT WARRANT OR MAKE ANY REPRESENTATIONS WITH RESPECT TO THE ACCURACY OF THE DATA. - THE RECEIVER WILL COMPARE THE DATA WITH AVAILABLE HARD COPIES. - JAED CORPORATION RETAINS ALL OWNERSHIP, COPYRIGHT, AND OTHER INTELLECTUAL PROPERTY INTERESTS IN THE DATA AND INFORMATION ON THE PLANS. - THE RECEIVER WARRANTS THAT IT WILL NOT REPRODUCE OR OTHERWISE MAKE USE OF THE DATA OR PLANS IN ANY ENDEAVOR NOT DIRECTLY RELATED TO THE PROJECT FOR WHICH IT RECEIVED THE DATA. - THE RECEIVER WILL INDEMNIFY AND HOLD JAED CORPORATION HARMLESS FROM ANY AND ALL CLAIMS, DAMAGES, LOSSES AND COSTS ARISING OUT OF OR RESULTING FROM THE USE OF ELECTRONIC DATA.

9/20/2022, 3:22 PM

GENERAL MECHANICAL WORK NOTES:

1. PROVIDE MFGR'S PIPE ENCLOSURE TO CONCEAL PIPING BETWEEN ACOUSTIC ENCLOSURE AND ACTIVE FINNED ELEMENT AND TO CONCEAL PASS THROUGH PIPING. ENCLOSURE SHALL MATCH ADJACENT FINNED-TUBE RADIATOR ENCLOSURE IN ROOM
2. DRAIN ALL CONDENSATE TO STORM DRAIN BOOTS, UNLESS NOTED OTHERWISE. SEE CIVIL DRAWINGS
3. ALL UNIT VENTILATOR CONDENSATE SHALL BE 3/4"

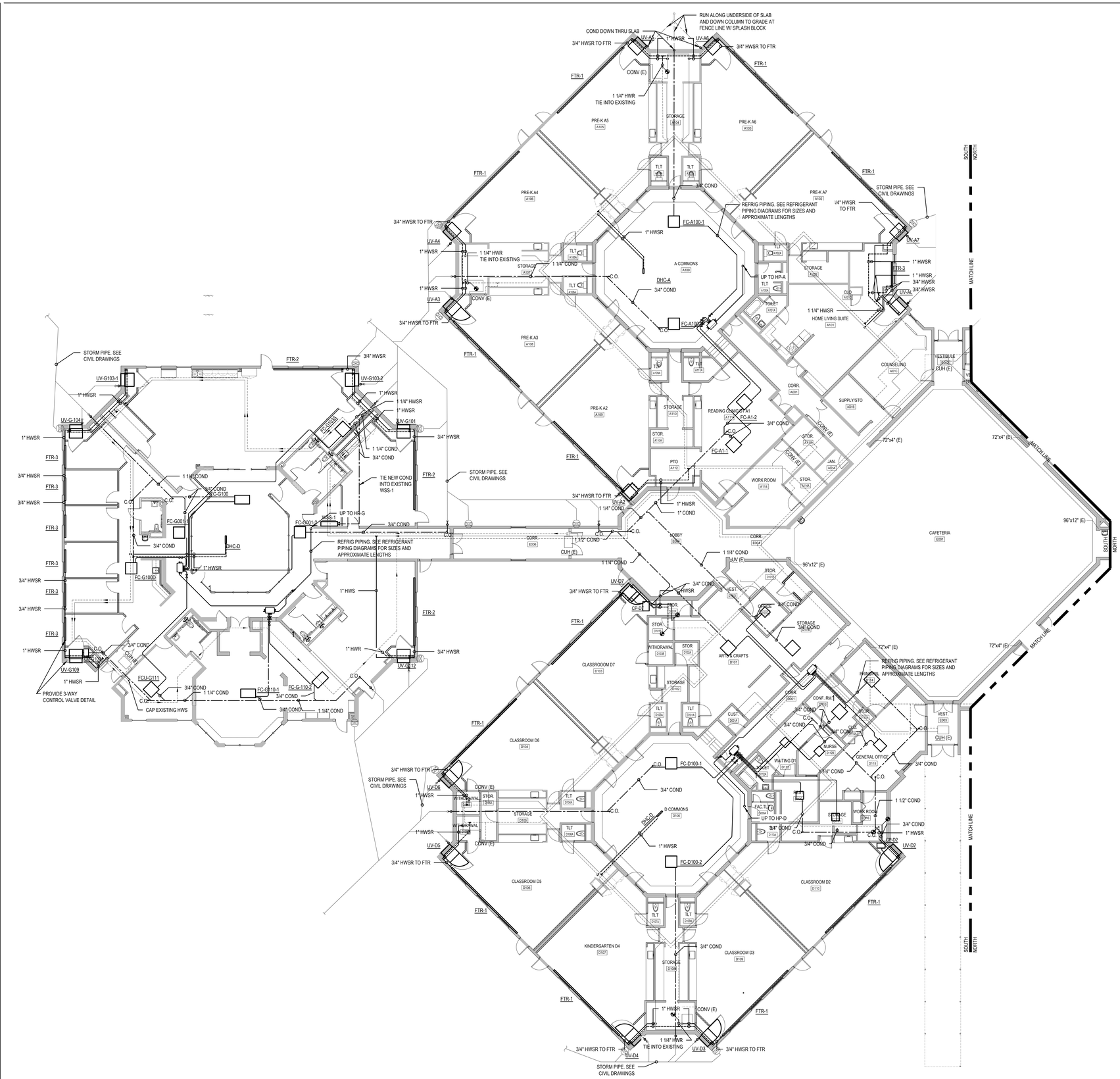

1 M-201A — PIPING NEW WORK PLAN - SOUTH

SCALE: 3/32" = 1'-0"

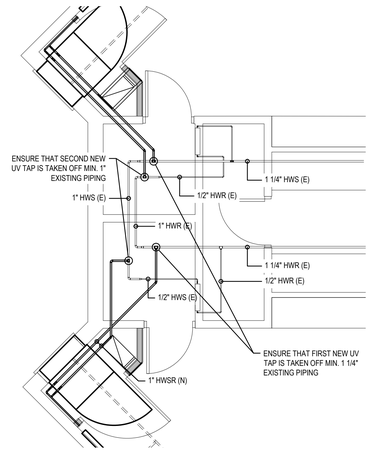

2 M-201A — ENLARGED PLAN - TYPICAL UV PIPING

SCALE: 1/4" = 1'-0"

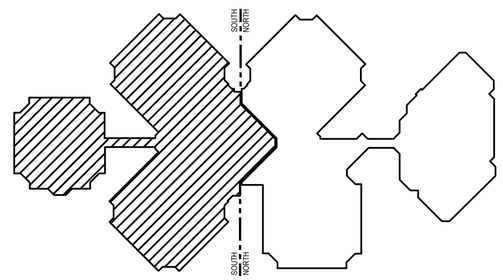

KEY PLAN

SCALE: NTS

STUDIOJAED
ARCHITECTS ◘ ENGINEERS ◘ FACILITIES SOLUTIONS
Website: www.StudioJAED.com
Email: info@StudioJAED.com
MARYLAND OFFICE
213 FRONT STREET, P.O. BOX 754
CRUMPTON, MARYLAND 21628
PROVIDENCE OFFICE
42 WEYBOSSET STREET, STE. 403
PROVIDENCE, RHODE ISLAND 02903
DELAWARE OFFICE
2500 WRANGLE HILL ROAD, STE. 110
BEAR, DELAWARE 19701
P: (302) 832-1650

CONSULTANT

THIS DRAWING IS THE PROPERTY OF STUDIOJAED AND IS PREPARED FOR THE EXCLUSIVE USE OF ITS CLIENTS AT THE LOCATION INDICATED. NO OTHER USE IS AUTHORIZED OR INTENDED.

THE PROFESSIONAL SERVICES OF THE ARCHITECT ARE UNDERTAKEN FOR AND ARE PERFORMED IN THE INTEREST OF [NAME OF PERSON EMPLOYING ARCHITECT]. NO CONTRACTUAL OBLIGATION IS ASSUMED BY THE ARCHITECT FOR THE BENEFIT OF ANY OTHER PERSON INVOLVED IN THE PROJECT.

SIGNATURE: _____
DATE OF SIGNATURE: _____
DATE OF REGISTRATION EXPIRATION: _____

ARCHITECT / ENGINEER SEAL

PROJECT

CITY OF PROVIDENCE
PROVIDENCE PUBLIC SCHOOLS
RENOVATIONS
AT
PLEASANT VIEW ELEMENTARY SCHOOL
50 OBADIAH BROWN RD
PROVIDENCE, RI 02909

REVISIONS

MARK	DESCRIPTION	DATE

SHEET TITLE

HYDRONIC, REFRIGERANT & CONDENSATE PIPING PLAN - SOUTH

BID DOCUMENTS
SEPTEMBER 19, 2022

DRAWN	CHK'D	PROJECT NO.
TMC	BMZ	20041

SHEET NO.

M-201A

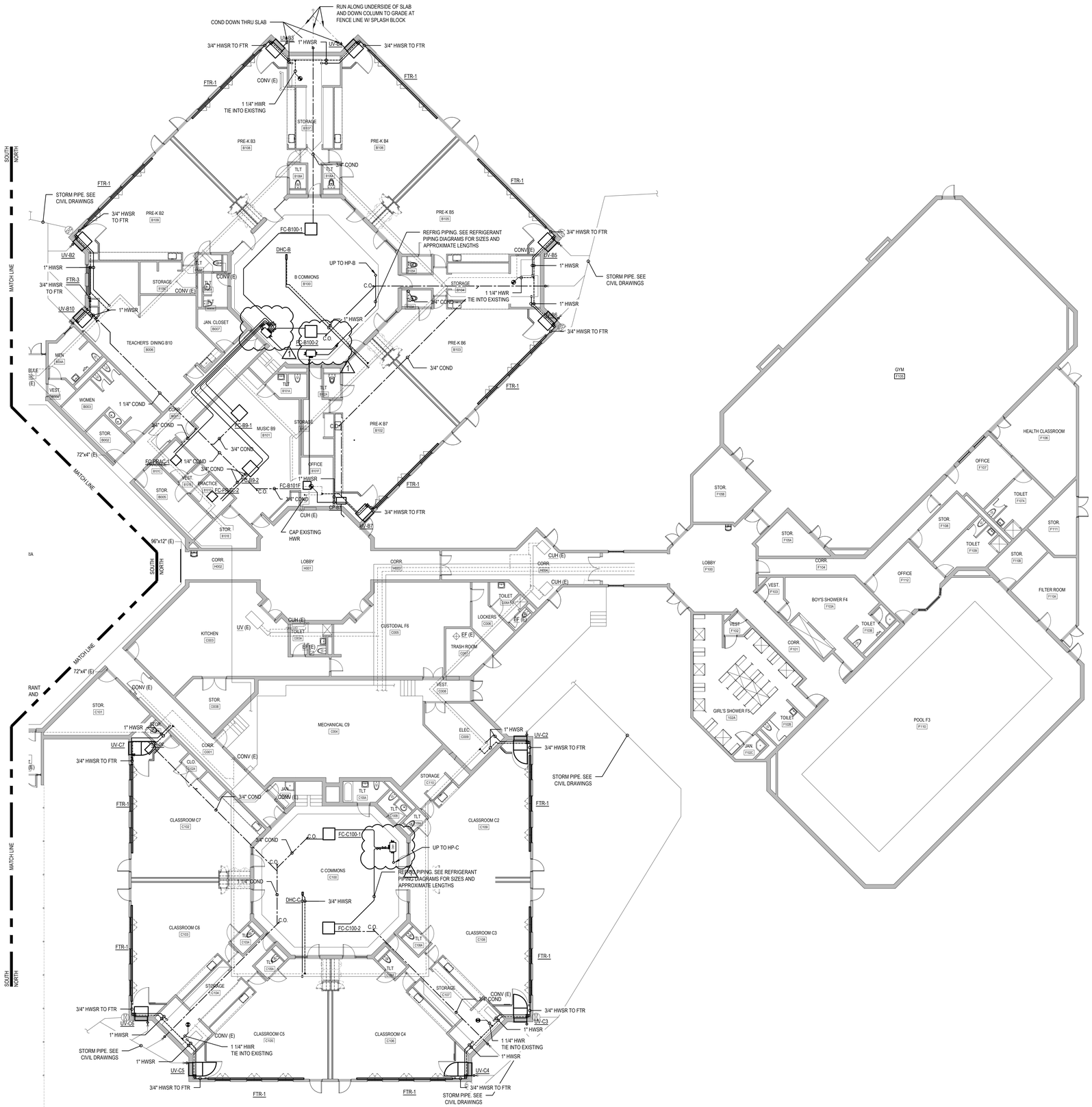

1 M-201B

PIPING NEW WORK PLAN - NORTH

SCALE: 3/32" = 1'-0"

GENERAL MECHANICAL WORK NOTES:

1. PROVIDE MFGR'S PIPE ENCLOSURE TO CONCEAL PIPING BETWEEN ACOUSTIC ENCLOSURE AND ACTIVE FINNED ELEMENT AND TO CONCEAL PASS THROUGH PIPING. ENCLOSURE SHALL MATCH ADJACENT FINNED-TUBE RADIATOR ENCLOSURE IN ROOM
2. DRAIN ALL CONDENSATE TO STORM DRAIN BOOTS, UNLESS NOTED OTHERWISE. SEE CIVIL DRAWINGS
3. ALL UNIT VENTILATOR CONDENSATE SHALL BE 3/4"

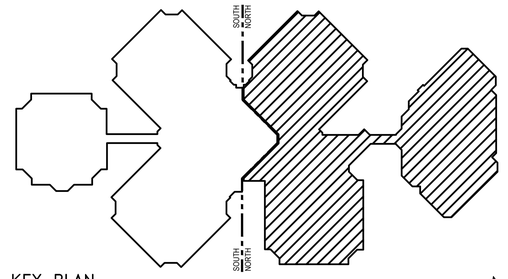

KEY PLAN

SCALE: NTS

STUDIOJAED
ARCHITECTS ◘ ENGINEERS ◘ FACILITIES SOLUTIONS
Website: www.StudioJAED.com
Email: info@StudioJAED.com
MARYLAND OFFICE
213 FRONT STREET, P.O. BOX 754
CRUMPTON, MARYLAND 21628
PROVIDENCE OFFICE
42 WEYBOSSET STREET, STE. 403
PROVIDENCE, RHODE ISLAND 02903
P: (401) 648-0884
DELAWARE OFFICE
2500 WRANGLE HILL ROAD, STE. 110
BEAR, DELAWARE 19701
P: (302) 832-1650

CONSULTANT

THIS DRAWING IS THE PROPERTY OF STUDIOJAED AND IS PREPARED FOR THE EXCLUSIVE USE OF ITS CLIENTS AT THE LOCATION INDICATED. NO OTHER USE IS AUTHORIZED OR INTENDED.

THE PROFESSIONAL SERVICES OF THE ARCHITECT ARE UNDERTAKEN FOR AND ARE PERFORMED IN THE INTEREST OF (NAME OF PERSON EMPLOYING ARCHITECT). NO CONTRACTUAL OBLIGATION IS ASSUMED BY THE ARCHITECT FOR THE BENEFIT OF ANY OTHER PERSON INVOLVED IN THE PROJECT.

SIGNATURE: _____
DATE OF SIGNATURE: _____
DATE OF REGISTRATION EXPIRATION: _____

ARCHITECT / ENGINEER SEAL

PROJECT

CITY OF PROVIDENCE
PROVIDENCE PUBLIC SCHOOLS
RENOVATIONS
AT
PLEASANT VIEW ELEMENTARY SCHOOL
50 OBADIAH BROWN RD
PROVIDENCE, RI 02909

REVISIONS

MARK	DESCRIPTION	DATE
-	-	-

SHEET TITLE

HYDRONIC, REFRIGERANT & CONDENSATE PIPING PLAN - NORTH

BID DOCUMENTS
SEPTEMBER 19, 2022

DRAWN	CHKD	PROJECT NO.
TMC	BMZ	20041

SHEET NO.

M-201B

THE RECEIVER OF THESE PLANS BY HARD COPY OR ELECTRONIC TRANSMISSION BY USE, THEREOF, UNDERSTANDS AND AGREES AS FOLLOWS: - THESE ELECTRONIC DATA TRANSMITTED CONTAIN MAY BE ALTERED DURING TRANSIT AND TRANSLATION. - JAED CORPORATION DO NOT WARRANT OR MAKE ANY REPRESENTATION WITH RESPECT TO THE ACCURACY OF THE DATA. - THE RECEIVER WARRANTS THAT IT WILL NOT REPRODUCE OR OTHERWISE MAKE USE OF THE DATA OR PLANS IN ANY ENDEAVOR NOT DIRECTLY RELATED TO THE PROJECT FOR WHICH IT HAS ACCESS TO INCLUDING BUT NOT LIMITED TO ANY ATTEMPT TO SELL ANY COPIES OF THE DRAWINGS OR DATA TO ANY THIRD PARTY. - IN THE EVENT OF ANY DISCREPANCY BETWEEN THE DATA WITH AVAILABLE HARD COPIES, JAED CORPORATION RETAINS ALL OWNERSHIP, COPYRIGHT, AND OTHER INTELLECTUAL PROPERTY INTERESTS IN THE DATA AND INFORMATION ON THE PLANS

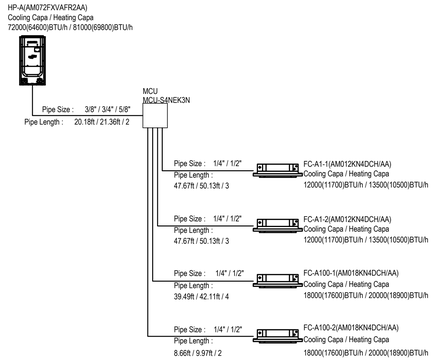

1 M-401

HP-A REFRIGERANT PIPING SCHEMATIC

SCALE: NTS

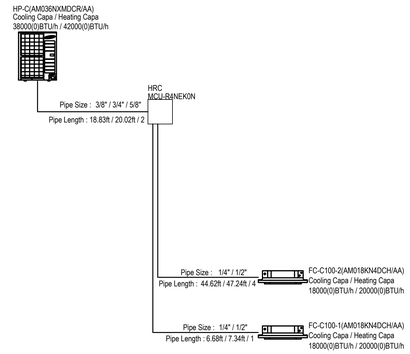

3 M-401

HP-C REFRIGERANT PIPING SCHEMATIC

SCALE: NTS

NOTE: IT IS THE RESPONSIBILITY OF THE CONTRACTOR TO PROVIDE A COMPLETE, WORKING VARIABLE REFRIGERANT FLOW (VRF) SYSTEM. SAMSUNG IS USED AS THE BASIS OF DESIGN (SEE SPECIFICATIONS FOR APPROVED ALTERNATE MANUFACTURERS). ANY COST AND COORDINATION ASSOCIATED WITH DEVIATION FROM BASIS OF DESIGN, INCLUDING - BUT NOT LIMITED TO - HEAT RECOVERY UNITS TYPES AND QUANTITIES, REFRIGERANT PIPING LAYOUTS AND SIZES, ELECTRICAL REQUIREMENTS, AND INDOOR AND OUTDOOR UNITS - SHALL BE BORNE SOLELY BY THE CONTRACTOR.

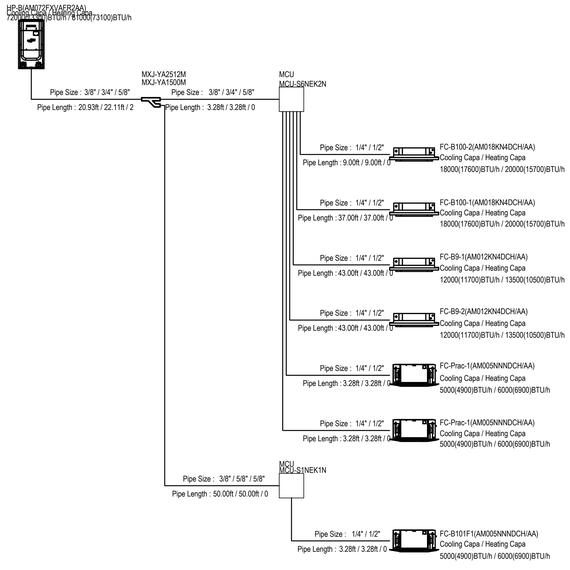

2 M-401

HP-B REFRIGERANT PIPING SCHEMATIC

SCALE: NTS

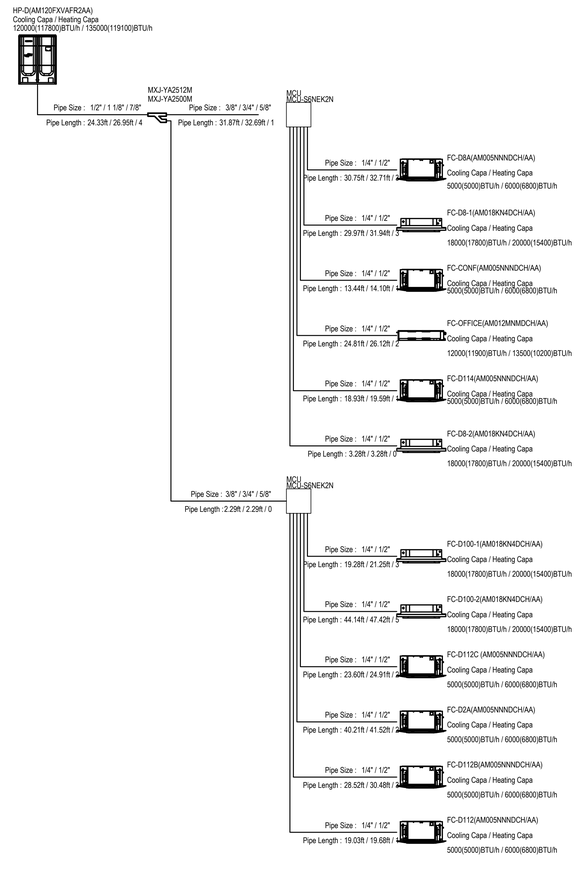

4 M-401

HP-D REFRIGERANT PIPING SCHEMATIC

SCALE: NTS

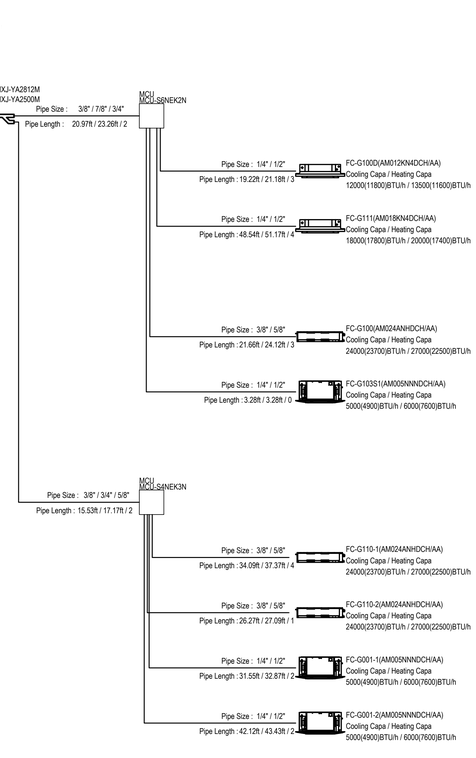

5 M-401

HP-G REFRIGERANT PIPING SCHEMATIC

SCALE: NTS

THE RECEIVER OF THESE PLANS BY HARD COPY OR ELECTRONIC TRANSMISSION BY USE THEREOF AGREES AND AGREES AS IT'S OWN - THE ELECTRONIC DATA TRANSMITTED (TEXT) MAY BE ALTERED DURING TRANSIT AND TRANSLATION. - AECI CORPORATION DO NOT WARRANT OR MAKE ANY REPRESENTATIONS WITH RESPECT TO THE ACCURACY OF THE DATA. - THE RECEIVER WILL COMPARE THE DATA WITH AVAILABLE HARD COPIES. - AECI CORPORATION RETAINS ALL OWNERSHIP, COPYRIGHT, AND OTHER INTELLECTUAL PROPERTY INTERESTS IN THE DATA AND INFORMATION ON THE PLANS. - THE RECEIVER WARRANTS THAT IT WILL NOT REPRODUCE OR OTHERWISE MAKE USE OF THE DATA OR PLANS IN ANY ENDEAVOR NOT DIRECTLY RELATED TO THE PROJECT FOR WHICH IT HAS BEEN SUPPLIED. USERS SHOULD CONSULT WITH AECI CORPORATION TO VERIFY ANY DATA OBTAINED. AECI CORPORATION DISCLAIMS ANY RESPONSIBILITY FOR ANY DATA OBTAINED FROM THIS SITE BY ELECTRONIC ACCESS.

9/20/2022 3:22 PM

STUDIOJAED
ARCHITECTS ◘ ENGINEERS ◘ FACILITIES SOLUTIONS
Email: info@StudioJAED.com
Website: www.StudioJAED.com
MARYLAND OFFICE
213 FRONT STREET, P.O. BOX 754
CRUMPTON, MARYLAND 21628
PROVIDENCE OFFICE
42 WEYBOSSET STREET, STE. 403
PROVIDENCE, RHODE ISLAND 02903
P: (401) 648-0884
DELAWARE OFFICE
200 WRANGLE HILL ROAD, STE. 110
BEAR, DELAWARE 19701
P: (302) 832-1650

CONSULTANT

THIS DRAWING IS THE PROPERTY OF STUDIOJAED AND IS PREPARED FOR THE EXCLUSIVE USE OF ITS CLIENTS AT THE LOCATION INDICATED. NO OTHER USE IS AUTHORIZED OR INTENDED.

THE PROFESSIONAL SERVICES OF THE ARCHITECT ARE UNDERTAKEN FOR AND ARE PERFORMED IN THE INTEREST OF [NAME OF PERSON EMPLOYING ARCHITECT]. NO CONTRACTUAL OBLIGATION IS ASSUMED BY THE ARCHITECT FOR THE BENEFIT OF ANY OTHER PERSON INVOLVED IN THE PROJECT.

SIGNATURE: _____
DATE OF SIGNATURE: _____
DATE OF REGISTRATION EXPIRATION: _____

ARCHITECT / ENGINEER SEAL

PROJECT

CITY OF PROVIDENCE
PROVIDENCE PUBLIC SCHOOLS
RENOVATIONS
AT
PLEASANT VIEW ELEMENTARY SCHOOL
50 OBADIAH BROWN RD
PROVIDENCE, RI 02909

REVISIONS

MARK	DESCRIPTION	DATE
-	-	-

SHEET TITLE

REFRIGERANT PIPING SCHEMATICS

BID DOCUMENTS
SEPTEMBER 19, 2022

DRAWN	CHK'D	PROJECT NO.
TMC	BMZ	20041

SHEET NO.

M-401

THE RECEIVER OF THESE PLANS BY HAND COPY OR ELECTRONIC TRANSMISSION BY USE THEREOF UNDERSTANDS AND AGREES AS FOLLOWS: - THE ELECTRONIC DATA TRANSMITTED (“DATA”) MAY BE ALTERED DURING TRANSIT AND TRANSLATION. - JAED CORPORATION DO NOT WARRANT OR MAKE ANY REPRESENTATIONS WITH RESPECT TO THE ACCURACY OF THE DATA. - THE RECEIVER WILL COMPARE THE DATA WITH AVAILABLE HARD COPIES. - JAED CORPORATION RETAINS ALL OWNERSHIP, COPYRIGHT, AND OTHER INTELLECTUAL PROPERTY INTERESTS IN THE DATA AND INFORMATION ON THE PLANS. - THE RECEIVER WARRANTS THAT IT WILL NOT REPRODUCE OR OTHERWISE MAKE USE OF THE DATA OR PLANS IN ANY ENDEAVOR NOT DIRECTLY RELATED TO THE PROJECT FOR WHICH IT HAS BEEN GIVEN THE DATA. - THE RECEIVER AGREES TO AND ACKNOWLEDGES AND ACCEPTS THE FOREGOING WITHOUT LIMITATION AND ACCEPTS IT EVEN IF SUCH ACCEPTANCE RESULTS IN THE RECEIVER’S LIABILITY FOR ANY DAMAGES. - THE RECEIVER SHALL HAVE NO CLAIM NOW OR IN THE FUTURE AGAINST JAED CORPORATION IN ANY RESPECT TO ANY DEFECTS CONTAINED I

DIFFUSER SCHEDULE

D - #

UNIT NUMBER	SIZE (FACE / NECK)	DESCRIPTION	MANUFACTURER	MODEL NUMBER	REMARKS
D-1	18"X10"	ALUMINUM DOUBLE-DEFLECTION SUPPLY GRILLE	KRUEGER	5880	PROVIDE CURVED BLADE DUCT EXTRACTOR
D-2	14"X8"	ALUMINUM DOUBLE-DEFLECTION SUPPLY GRILLE	KRUEGER	5880	PROVIDE FACE OPERABLE DAMPER
D-3	24"X24" / 6"Ø	ALUMINUM SQUARE CONE DIFFUSER	KRUEGER	51450	PROVIDE FACE OPERABLE DAMPER
D-4	24"X24" / 8"Ø	ALUMINUM SQUARE CONE DIFFUSER	KRUEGER	51450	PROVIDE FACE OPERABLE DAMPER
D-5	24"X24" / 10"Ø	ALUMINUM SQUARE CONE DIFFUSER	KRUEGER	51450	PROVIDE FACE OPERABLE DAMPER
D-6	12"Ø NECK	ALUMINUM ARCHITECTURAL LINEAR SLOT DIFFUSER	KRUEGER	DFL10-VT	FRAME STYLE FF, DFP PLENUM
D-7	6"X6"	ALUMINUM DOUBLE-DEFLECTION SUPPLY GRILLE	KRUEGER	5880	PROVIDE FACE OPERABLE DAMPER

NOTE: PROVIDE EQUIPMENT BY KRUEGER OR APPROVED EQUAL. FINISH SHALL BE FACTORY OFF-WHITE FINISH. CONTRACTOR IS RESPONSIBLE TO SELECT APPROPRIATE MOUNT DEPENDING ON CEILING TYPE.

RETURN GRILLE SCHEDULE

R - #

UNIT NUMBER	SIZE (FACE / NECK)	DESCRIPTION	MANUFACTURER	MODEL NUMBER	REMARKS
R-1	24"X24" / 8"X8"	ALUMINUM PERFORATED RETURN GRILLE	KRUEGER	56490	
R-2	24"X24" / 12"X12"	ALUMINUM PERFORATED RETURN GRILLE	KRUEGER	56490	
R-3	24"X24" / 20"X20"	ALUMINUM PERFORATED RETURN GRILLE	KRUEGER	56490	
R-4	12"X12" / 6"X6"	ALUMINUM PERFORATED RETURN GRILLE	KRUEGER	56490	
R-5	12"X24"	ALUMINUM RETURN GRILLE	KRUEGER	S580	0 DEGREE DEFLECTION
R-6	8"X8"	ALUMINUM RETURN GRILLE	KRUEGER	S580	
R-7	-	NOT USED	-	-	
R-8	24"x24" / 20"x20"	ALUMINUM RETURN GRILLE w/ 2" FILTER FRAME	KRUEGER	S580P	PROVIDE WITH 2" FILTER FRAME, MODEL #22 (1/4 TURN FASTENERS)

NOTE: PROVIDE EQUIPMENT BY KRUEGER OR APPROVED EQUAL. FINISH SHALL BE FACTORY OFF-WHITE FINISH. CONTRACTOR IS RESPONSIBLE TO SELECT APPROPRIATE MOUNT DEPENDING ON CEILING TYPE.

FINNED TUBE RADIATOR SCHEDULE

FTR - #

UNIT NUMBER	E.W.T.,L.W.T. (°F)	TUBE DIAMETER	FIN SIZE	FIN SPACING	CAPACITY (MBH)	FINNED LENGTH	MIN. INSTALL HEIGHT (AFF)	GPM	WPD (FT-H2O)	MFGR	ENCLOSURE MODEL #	REMARKS
FTR-1	180/154	0.75"	3.25"X3.25"	32/FT	12.8	24' - 0"	12"	1.0	0.4	RITTLING	FT	
FTR-2	180/160	0.75"	3.25"X3.25"	32/FT	10	18' - 0"	12"	1.0	0.4	RITTLING	FT	
FTR-3	180/167	0.75"	3.25"X3.25"	32/FT	3.5	6' - 0"	12"	0.5	0.1	RITTLING	FT	

NOTE: PROVIDE EQUIPMENT AS SCHEDULED OR APPROVED EQUAL. SUBMIT MFGR'S COLOR CHART FOR COLOR SELECTION BY ARCHITECT. PROVIDE ENCLOSURE LONG ENOUGH TO COVER ALL EXPOSED PIPING BEFORE AND AFTER THE ACTIVE ELEMENT. ALL TUBES SHALL BE COPPER. ALL FINS SHALL BE ALUMINUM. FTR IN ROOMS WITH UNIT VENTILATORS TO INTERLOCK WITH CALL FOR HEAT FROM UNIT VENTILATOR.

HOT WATER DUCT HEATING COIL SCHEDULE

UNIT NUMBER	CFM	DIMENSIONS (WxH)	E.A.T. (°F)	L.A.T. (°F)	TOTAL MBH	EWT/LWT (°F)	FLOW (GPM)	WPD (FT H20)	JCI MODEL #	REMARKS
DHC-A	610	15"x12"	54.2	83.38	19.3	180/160	2	0.9	MA0060812.0015G01C 02003501F500SF	
DHC-B	670	15"x12"	47.9	77.4	21.4	180/160	2.2	1.0	MA0060812.0015G01C 02003501F500SF	
DHC-C	360	9"x9"	47.9	74.2	10.3	180/160	1.1	0.2	MA0060809.0009G01C 02003501F500SF	
DHC-D	1210	24"x15"	51.8	84.8	39.3	180/160	4.0	5.2	MA0060815.0024G01C 02003501F500SF	
DHC-G	1315	24"x15"	54.2	83.3	42.5	180/160	4.9	6	MA0060815.0024G01C 02003501F500SF	

NOTES: PROVIDE EQUIPMENT AS SCHEDULED OR APPROVED EQUAL. PROVIDE ALL DUCT HEATING COILS WITH 3-WAY CONTROL VALVE DETAIL. PROVIDE DUCT AIR TEMPERATURE SENSOR DOWNSTREAM OF COIL TO MAINTAIN SCHEDULED LEAVING AIR TEMPERATURE.

STUDIOJAED
ARCHITECTS ◘ ENGINEERS ◘ FACILITIES SOLUTIONS
Email: info@StudioJAED.com
Website: www.StudioJAED.com

MARYLAND OFFICE
213 FRONT STREET, P.O. BOX 754
CRUMPTON, MARYLAND 21628

PROVIDENCE OFFICE
42 WEYBOSSET STREET, SITE 403
PROVIDENCE, RHODE ISLAND 02903
P: (401) 648-0884

DELAWARE OFFICE
2500 WRANGLE HILL ROAD, SITE 110
BEAR, DELAWARE 19701
P: (302) 832-1650

CONSULTANT

THIS DRAWING IS THE PROPERTY OF STUDIOJAED AND IS PREPARED FOR THE EXCLUSIVE USE OF ITS CLIENTS AT THE LOCATION INDICATED. NO OTHER USE IS AUTHORIZED OR INTENDED.

THE PROFESSIONAL SERVICES OF THE ARCHITECT ARE UNDERTAKEN FOR AND ARE PERFORMED IN THE INTEREST OF [NAME OF PERSON EMPLOYING ARCHITECT]. NO CONTRACTUAL OBLIGATION IS ASSUMED BY THE ARCHITECT FOR THE BENEFIT OF ANY OTHER PERSON INVOLVED IN THE PROJECT.

SIGNATURE: _____
DATE OF SIGNATURE: _____
DATE OF REGISTRATION EXPIRATION: _____

ARCHITECT / ENGINEER SEAL

PROJECT

CITY OF PROVIDENCE
PROVIDENCE PUBLIC SCHOOLS
RENOVATIONS
AT
PLEASANT VIEW ELEMENTARY SCHOOL
50 OBADIAH BROWN RD
PROVIDENCE, RI 02909

REVISIONS

MARK	DESCRIPTION	DATE
-	-	-

SHEET TITLE

MECHANICAL SCHEDULES

BID DOCUMENTS
SEPTEMBER 19, 2022

DRAWN	CHK'D	PROJECT NO.
TMC	BMZ	20041

SHEET NO.

M-501

THE RECEIVER OF THESE PLANS BY HARD COPY OR ELECTRONIC TRANSMISSION BY USE THEREOF UNDERSTANDS AND AGREES AS FOLLOWS: - THE ELECTRONIC DATA TRANSMITTED (TDAT) MAY BE ALTERED DURING TRANSIT AND TRANSLATION. - JAED CORPORATION DO NOT WARRANT OR MAKE ANY REPRESENTATIONS WITH RESPECT TO THE ACCURACY OF THE DATA. - THE RECEIVER WILL COMPARE THE DATA WITH AVAILABLE HARD COPIES. - JAED CORPORATION RETAINS ALL OWNERSHIP, COPYRIGHT, AND OTHER INTELLECTUAL PROPERTY INTERESTS IN THE DATA AND INFORMATION ON THE PLANS. - THE RECEIVER WARRANTS THAT IT WILL NOT REPRODUCE OR OTHERWISE MAKE USE OF THE DATA OR PLANS IN ANY ENDEAVOR NOT DIRECTLY RELATED TO THE PROJECT FOR WHICH IT WAS PROVIDED. - THE RECEIVER AGREES TO INDEMNIFY AND HOLD JAED CORPORATION AND ITS OFFICERS AND EMPLOYEES HARMLESS FROM ANY AND ALL CLAIMS, LOSSES, OR EXPENSES (INCLUDING ATTORNEY'S FEES AND COSTS) RESULTING FROM THE USE OF ELECTRONIC DATA.

9/20/2022 3:23 PM

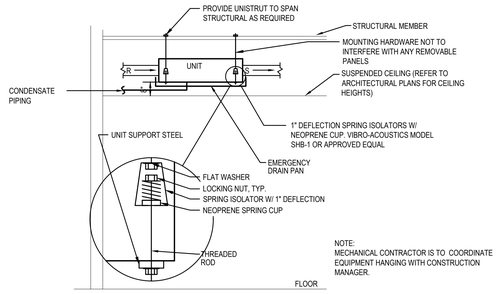

1 M-600 TYPICAL FAN COIL / BLOWER COIL HANGING DETAIL

SCALE: NTS

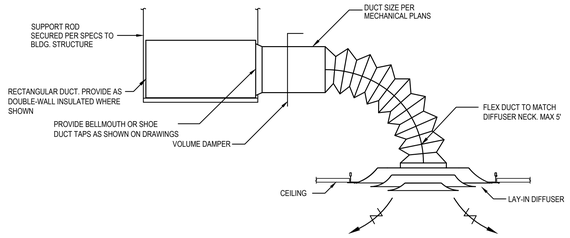

2 M-600 TYPICAL DIFFUSER CONNECTION DETAIL

SCALE: NTS

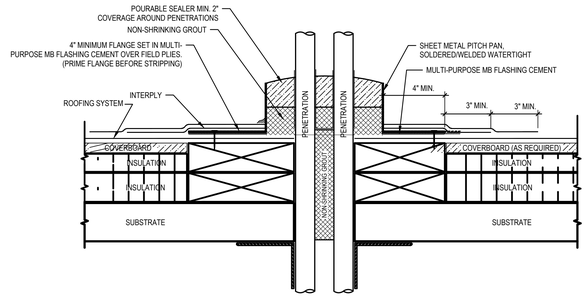

9 M-600 PITCH POCKET DETAIL

SCALE: NTS

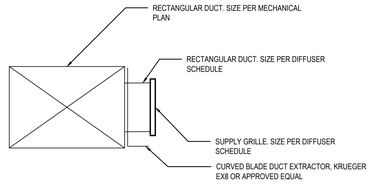

3 M-600 TYPICAL DUCT MOUNTED REGISTER CONNECTION

SCALE: NTS

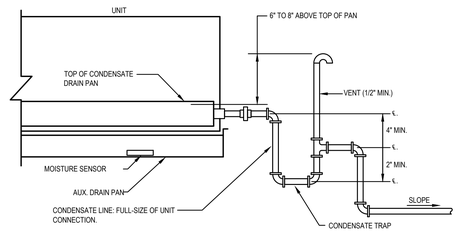

NOTE: CONTRACTOR TO PROVIDE A MOISTER SENSOR AS SHOWN IN AUXILIARY DRAIN PAN. THIS MOISTURE SENSOR SHALL DE-ENERGIZE THE UNIT AND SEND AN ALARM TO THE BAS TERMINAL.

4 M-600 TYPICAL FAN COIL CONDENSATE DRAIN PAN DETAIL

SCALE: NTS

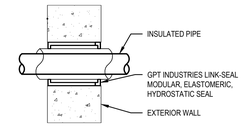

10 M-600 TYPICAL EXTERIOR WALL PENETRATION DETAIL

SCALE: NTS

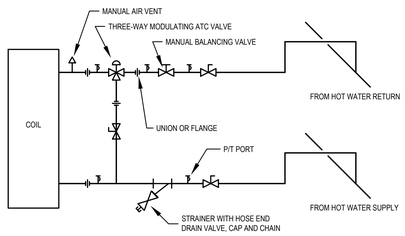

NOTE:

1. PROVIDE FLOW LIMITING DEVICE PER UNIT FLOW REQUIREMENTS AS SHOWN IN EQUIPMENT SCHEDULES.
2. PROVIDE COIL CONNECTIONS DESCRIBED ABOVE WHERE NOTED

5 M-600 TYPICAL 3-WAY VALVE CONNECTION DETAIL

SCALE: NTS

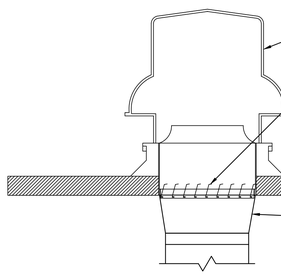

6 M-600 ROOF MTD EXHAUST FAN DETAIL

SCALE: NTS

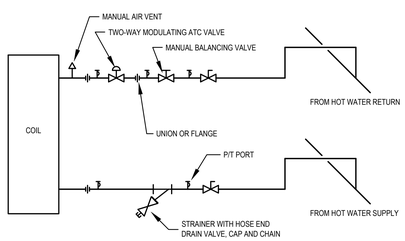

NOTE:

1. PROVIDE BALANCING VALVE PER UNIT FLOW REQUIREMENTS AS SHOWN IN EQUIPMENT SCHEDULES.
2. PROVIDE COIL CONNECTIONS DESCRIBED ABOVE FOR ALL HYDRONIC COILS AND FINNED-TUBE RADIATORS EXCEPT WHERE NOTED

7 M-600 TYPICAL 2-WAY VALVE CONNECTION DETAIL

SCALE: NTS

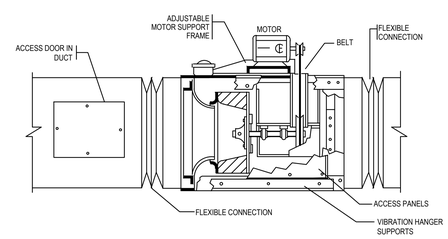

NOTES:

1. EXHAUST FAN PLENUM SHALL BE INSULATED FROM EXTERIOR WALL TO FLEXIBLE CONNECTION AT FAN INLET.
2. ACCESS DOOR SHALL BE HINGED-TYPE.
3. PROVIDE MOTORIZED DAMPER WITH WIRE WHIP AND J-BOX TO OPEN UPON FAN ACTIVATION

8 M-600 TYPICAL IN-LINE EXHAUST FAN DETAIL

SCALE: NTS

THE RECEIVER OF THESE PLANS BY HARD COPY OR ELECTRONIC TRANSMISSION BY USE THEREOF AGREES AND ASSENTS AS FOLLOWS: - THE ELECTRONIC DATA TRANSMITTED (TO/VIA) MAY BE ALTERED DURING TRANSIT AND TRANSLATION. - A&E CORPORATION DO NOT WARRANT OR MAKE ANY REPRESENTATIONS WITH RESPECT TO THE ACCURACY OF THE DATA. - THE RECEIVER WILL COMPARE THE DATA WITH AVAILABLE HARD COPIES. - A&E CORPORATION RETAINS ALL OWNERSHIP, COPYRIGHT, AND OTHER INTELLECTUAL PROPERTY INTERESTS IN THE DATA AND INFORMATION ON THE PLANS. - THE RECEIVER WARRANTS THAT IT WILL NOT REPRODUCE OR OTHERWISE MAKE USE OF THE DATA OR PLANS IN ANY ENDEAVOR NOT DIRECTLY RELATED TO THE PROJECT FOR WHICH IT HAS BEEN PROVIDED. - THE RECEIVER AGREES TO INDEMNIFY AND HOLD HARMLESS A&E CORPORATION FROM ANY AND ALL CLAIMS, DAMAGES, AND LOSSES TO A&E CORPORATION WHICH ARISE OUT OF OR RESULT FROM THE USE OF ELECTRONIC DATA BY A PARTY ENTITLED TO RECEIVE SUCH DATA. THE RECEIVER AGREES TO DEFEND A&E CORPORATION AT ITS OWN EXPENSE IN THE EVENT OF A SUIT, CLAIM, OR DEMAND AGAINST A&E CORPORATION ARISING OUT OF OR RESULTING FROM THE USE OF ELECTRONIC DATA.

9/20/2022 3:23 PM

STUDIOJAED
ARCHITECTS ◘ ENGINEERS ◘ FACILITIES SOLUTIONS
Email: info@StudioJAED.com
Website: www.StudioJAED.com
MARYLAND OFFICE
213 FRONT STREET, P.O. BOX 754
CROMPTON, MARYLAND 21626
PROVIDENCE OFFICE
42 WEYBOSSET STREET, STE. 403
PROVIDENCE, RHODE ISLAND 02903
P: (401) 648-0884
DELAWARE OFFICE
2500 WRANGLE HILL ROAD, STE. 110
BEAR, DELAWARE 19701
P: (302) 832-1525

CONSULTANT

THIS DRAWING IS THE PROPERTY OF STUDIOJAED AND IS PREPARED FOR THE EXCLUSIVE USE OF ITS CLIENTS AT THE LOCATION INDICATED. NO OTHER USE IS AUTHORIZED OR INTENDED.

THE PROFESSIONAL SERVICES OF THE ARCHITECT ARE UNDERTAKEN FOR AND ARE PERFORMED IN THE INTEREST OF (NAME OF PERSON EMPLOYING ARCHITECT). NO CONTRACTUAL OBLIGATION IS ASSUMED BY THE ARCHITECT FOR THE BENEFIT OF ANY OTHER PERSON INVOLVED IN THE PROJECT.

SIGNATURE: _____
DATE OF SIGNATURE: _____
DATE OF REGISTRATION EXPIRATION: _____

ARCHITECT / ENGINEER SEAL

CITY OF PROVIDENCE
PROVIDENCE PUBLIC SCHOOLS
RENOVATIONS
AT
PLEASANT VIEW ELEMENTARY SCHOOL
50 OBADIAH BROWN RD
PROVIDENCE, RI 02909

PROJECT

REVISIONS

MARK	DESCRIPTION	DATE
-	-	-

SHEET TITLE

MECHANICAL DETAILS

BID DOCUMENTS
SEPTEMBER 19, 2022

DRAWN	CHK'D	PROJECT NO.
TMC	BMZ	20041

SHEET NO.

M-600

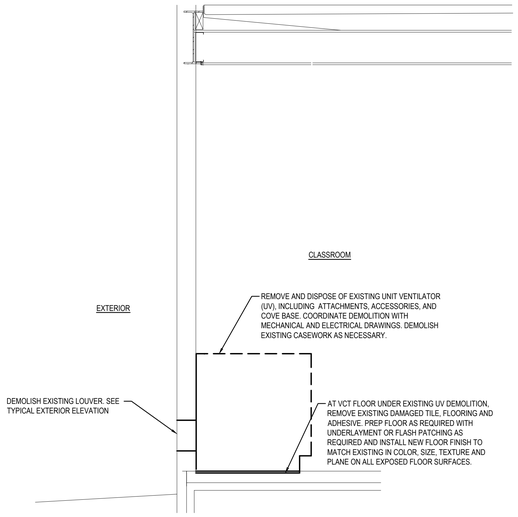

1 M-601 **TYPCIAL DEMOLITION WALL SECTION**

SCALE: NOT TO SCALE

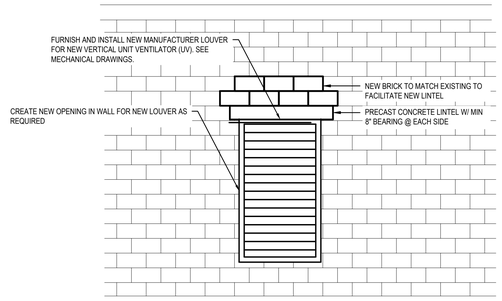

2 M-601 **TYPICAL EXT. ELEVATION**

SCALE: NOT TO SCALE

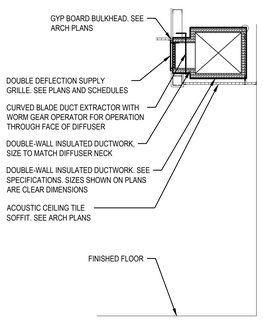

4 M-601 **TYPICAL DUCT SOFFIT SECTION**

SCALE: NTS

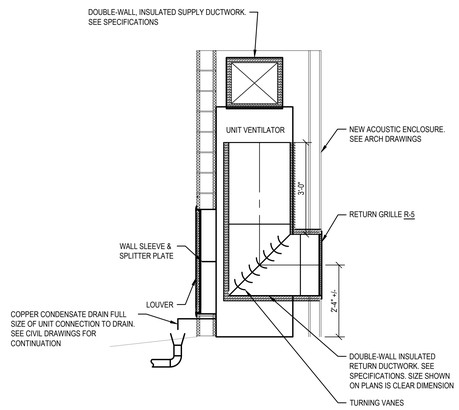

5 M-601 **TYPICAL UNIT VENTILATOR SECTION**

SCALE: NTS

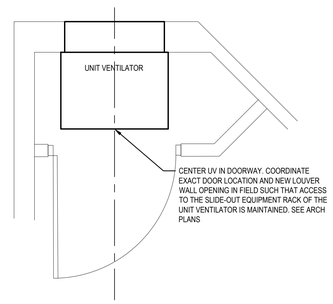

6 M-601 **UNIT VENTILATOR LOCATION DETAIL**

SCALE: NTS

STUDIOJAED
ARCHITECTS ◘ ENGINEERS ◘ FACILITIES SOLUTIONS
Website: www.StudioJAED.com
Email: info@StudioJAED.com

MARYLAND OFFICE
213 FRONT STREET, P.O. BOX 754
CRUMPTON, MARYLAND 21628

PROVIDENCE OFFICE
42 WEYBOSSET STREET, STE. 403
PROVIDENCE, RHODE ISLAND 02903
P: (401) 648-0884

DELAWARE OFFICE
2500 WRANGLE HILL ROAD, STE. 110
BEAR, DELAWARE 19701
P: (302) 832-1650

CONSULTANT

THIS DRAWING IS THE PROPERTY OF STUDIOJAED AND IS PREPARED FOR THE EXCLUSIVE USE OF ITS CLIENTS AT THE LOCATION INDICATED. NO OTHER USE IS AUTHORIZED OR INTENDED.

THE PROFESSIONAL SERVICES OF THE ARCHITECT ARE UNDERTAKEN FOR AND ARE PERFORMED IN THE INTEREST OF [NAME OF PERSON EMPLOYING ARCHITECT]. NO CONTRACTUAL OBLIGATION IS ASSUMED BY THE ARCHITECT FOR THE BENEFIT OF ANY OTHER PERSON INVOLVED IN THE PROJECT.

SIGNATURE: _____
DATE OF SIGNATURE: _____
DATE OF REGISTRATION EXPIRATION: _____
ARCHITECT / ENGINEER SEAL

PROJECT

CITY OF PROVIDENCE
PROVIDENCE PUBLIC SCHOOLS
RENOVATIONS
AT
PLEASANT VIEW ELEMENTARY SCHOOL
50 OBADIAH BROWN RD
PROVIDENCE, RI 02909

REVISIONS

MARK	DESCRIPTION	DATE

SHEET TITLE

UNIT VENTILATOR DETAILS

BID DOCUMENTS
SEPTEMBER 19, 2022

DRAWN	CHK'D	PROJECT NO.
TMC	BMZ	20041

SHEET NO.

M-601

THE RECEIVER OF THESE PLANS BY HARD COPY OR ELECTRONIC TRANSMISSION BY USE THEREOF UNDERSTANDS AND AGREES AS FOLLOWS: - THE ELECTRONIC DATA TRANSMITTED (TEXT) MAY BE ALTERED DURING TRANSIT AND TRANSLATION. - JAED CORPORATION DO NOT WARRANT OR MAKE ANY REPRESENTATIONS WITH RESPECT TO THE ACCURACY OF THE DATA. - THE RECEIVER WILL COMPARE THE DATA WITH AVAILABLE HARD COPIES. - JAED CORPORATION RETAINS ALL OWNERSHIP, COPYRIGHT, AND OTHER INTELLECTUAL PROPERTY INTERESTS IN THE DATA AND INFORMATION ON THE PLANS. - THE RECEIVER WARRANTS THAT IT WILL NOT REPRODUCE OR OTHERWISE MAKE USE OF THE DATA OR PLANS IN ANY ENDEAVOR NOT DIRECTLY RELATED TO THE PROJECT FOR WHICH IT RECEIVED THE PLANS. - JAED CORPORATION SHALL NOT BE LIABLE FOR ANY ACTION TAKEN BY ANY PERSON OR ENTITY BASED ON ANY DATA TRANSMITTED (TEXT) THAT MAY BE ALTERED DURING TRANSIT AND TRANSLATION. - JAED CORPORATION'S LIABILITY FOR ANY ERRORS OR OMISSIONS IN THE DATA SHALL BE LIMITED TO CORRECTING SUCH ERRORS OR OMISSIONS AT JAED CORPORATION'S EXPENSE AND JAED CORPORATION'S TOTAL LIABILITY SHALL NOT EXCEED THE FEE PAID TO JAED CORPORATION FOR THE PREPARATION OF THE DATA. - THE RECEIVER AGREES TO PAY A LIQUIDATED DAMAGE OF $1,000 PER OCCURRENCE FOR ANY VIOLATION OF THESE PROVISIONS IN

ELECTRICAL SYMBOL LEGEND

Power Devices

	GENERAL PURPOSE DUPLEX RECEPTACLE - 20AMP, 125VOLTS, NEMA5-20R, TAMPER RESISTANT. ELECTRICAL BOX TO BE 2-1/8" DEEP (MIN.).
	GENERAL PURPOSE QUADRUPLEX RECEPTACLE - 20AMP, 125VOLTS, NEMA5-20R, TAMPER RESISTANT. ELECTRICAL BOX TO BE 2-1/8" DEEP (MIN.).
IG OR IG	GENERAL PURPOSE ISOLATED GROUND RECEPTACLE (DUPLEX OR QUADRUPLEX) - 20AMP, 125VOLTS, NEMA5-20R, TAMPER RESISTANT. ELECTRICAL BOX TO BE 2-1/8" DEEP.
GFCI OR TGFCI	GENERAL PURPOSE GFCI RECEPTACLE (DUPLEX OR QUADRUPLEX) - 20AMP, 125VOLTS, NEMA5-20R, TAMPER RESISTANT. ELECTRICAL BOX TO BE 2-1/8" DEEP.
WP/GFCI	GENERAL PURPOSE GFCI DUPLEX RECEPTACLE - 20AMP, 125VOLTS, NEMA5-20R. ELECTRICAL BOX TO BE 2-1/8" DEEP. OUTLETS INSTALLED OUTDOORS OR ON ROOF SHALL HAVE DIECAST ALUMINUM BOX 2-1/8" DEEP (MIN.), AND WHILE IN USE WEATHERPROOF COVER; THOMAS&BETTS CKSUV OR APPROVED EQUAL
FB	FLOOR BOX HUBBELL - CFB02SCR OR APPROVED EQUAL WITH QUADRUPLEX RECEPTACLE - 20AMP, 125VOLTS, NEMA5-20R, TAMPER RESISTANT. PROVIDE WITH FACEPLATES, FLOOR BOX COVER, HARDWARE, ETC. AS REQUIRED FOR A COMPLETE INSTALLATION.
SM	FRACTIONAL HORSEPOWER MOTOR STARTER WITH OVERLOAD IN NEMA 1 ENCLOSURE; SQ'D FG2P OR APPROVED EQUAL FOR INDOORS, FW2P FOR OUTDOORS WITH NEMA 4 ENCLOSURE
	FUSED DISCONNECT SWITCH-HEAVY DUTY, 3POLE WITH FUSE CLIPS SUITABLE FOR CLASS "R" FUSES. NEMA1 UNLESS NOTED. WP-WEATHER PROOF-NEMA3R ENCLOSURE. (NOMENCLATURE: 30A/20A = SWITCH SIZE/FUSE SIZE). SQ D CLASS 3110 OR EQUAL

Lighting Controls

$	WALL SWITCH - 20A, 120/277V, SINGLE POLE, HEAVY DUTY, TOGGLE TYPE

Lighting Devices

EX OR EX	WALL MOUNTED OR CEILING MOUNTED EMERGENCY EXIT SIGN - SEE FIXTURE TYPE "EX" UNDER LIGHTING FIXTURE SCHEDULE FOR MORE DETAILS.
L	OUTDOOR WALL PACK LIGHT FIXTURE - SEE FIXTURE TYPE "L" UNDER LIGHTING FIXTURE SCHEDULE FOR MORE DETAILS.

Communication Devices

V	TELECOMMUNICATION OUTLET - DATA WIRING DEVICE WITH RJ45, CAT6 JACKS. PROVIDE 4-PAIR, CAT-6 CABLE BETWEEN EACH JACK AND IDF/MDF AS APPLICABLE WITH ADEQUATE SLACK FOR FINAL TERMINATION TO NETWORK PATCH PANEL. NUMBER INSCRIBED IN TRIANGLE SHOWS NUMBER OF JACKS/DROPS AT THAT OUTLET LOCATION. ELECTRICAL BOX TO BE 2-1/8" DEEP.
V WAP	DATA TELECOMMUNICATION OUTLET FOR WAP - DATA WIRING DEVICE WITH RJ45, CAT6 JACK. PROVIDE 4-PAIR, CAT-6 CABLE BETWEEN EACH JACK AND IDF/MDF AS APPLICABLE WITH ADEQUATE SLACK FOR FINAL TERMINATION TO NETWORK PATCH PANEL. SEE DETAILS 9/E-500 AND 10/E-500.
V VS	DATA TELECOMMUNICATION OUTLET FOR VIDEO SURVEILLANCE CAMERA - DATA WIRING DEVICE WITH RJ45, CAT6 JACK. PROVIDE 4-PAIR, CAT-6 CABLE BETWEEN EACH JACK AND IDF/MDF AS APPLICABLE WITH ADEQUATE SLACK FOR FINAL TERMINATION TO NETWORK PATCH PANEL. SEE DETAIL 9/E-500.
T	TELEPHONE OUTLET - VOICE OUTLET WITH (1) VOICE PORT - PROVIDE 4-PAIR, CAT-6 VOICE CABLE BETWEEN EACH VOICE JACK AND MDF VOICE PATCH PANEL WITH ADEQUATE SLACK FOR FINAL TERMINATION TO VOICE PATCH PANEL. MOUNT AT 48" AFF UNLESS OTHERWISE SHOWN OR STATED. PROVIDE HUBBELL MODEL P630SRTIGJC6 WALL PLATE OR APPROVED EQUAL.
	DATA AND VOICE OUTLET WITH (1) DATA AND (1) VOICE PORTS - DATA WIRING DEVICE WITH RJ45, CAT6 JACKS. PROVIDE 4-PAIR, CAT-6 DATA CABLE BETWEEN EACH DATA JACK AND IDF/MDF PATCH PANEL AS APPLICABLE WITH ADEQUATE SLACK FOR FINAL TERMINATION TO NETWORK PATCH PANEL. PROVIDE 4-PAIR, CAT-6 VOICE CABLE BETWEEN EACH VOICE JACK AND MDF VOICE PATCH PANEL WITH ADEQUATE SLACK FOR FINAL TERMINATION TO VOICE PATCH PANEL.
V2	DATA AND VOICE OUTLET WITH (2) DATA AND (1) VOICE PORTS - DATA WIRING DEVICE WITH RJ45, CAT6 JACKS. PROVIDE (2)4-PAIR, CAT-6 DATA CABLES BETWEEN EACH DATA JACK AND IDF/MDF PATCH PANEL AS APPLICABLE WITH ADEQUATE SLACK FOR FINAL TERMINATION TO NETWORK PATCH PANEL. PROVIDE 4-PAIR, CAT-6 VOICE CABLE BETWEEN EACH VOICE JACK AND MDF VOICE PATCH PANEL WITH ADEQUATE SLACK FOR FINAL TERMINATION TO VOICE PATCH PANEL.
	COAXIAL CABLE - WALL PLATE WITH FEMALE CONNECTOR
S	SPEAKER
CS	COMBINATION CLOCK AND SPEAKER
MSC	SECURITY MOTION SENSOR
C	VIDEO SURVEILLANCE CAMERA
WAP OR WAP WMT	WIRELESS ACCESS POINT - OWNER SUPPLIED, CONTRACTOR INSTALLED.
PA	PA SPEAKER
IFP	IFP - INTERACTIVE FLAT PANEL: PROVIDED BY OWNER. SEE IFP NOTES (FOR REFERENCE ONLY) ON THIS SHEET.

GRAPHIC CONVENTIONS

Wiring Devices



Disconnects

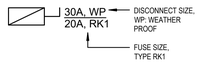

Lighting Fixtures

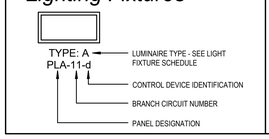

Lighting Switches



ELECTRICAL GENERAL NOTES

1. PROVIDE ALL LABOR, MATERIALS, TOOLS, EQUIPMENT, COORDINATION, ADDITIONAL DESIGN AND ALL INCIDENTALS NECESSARY TO PROVIDE A COMPLETE AND OPERABLE SYSTEM AS DETAILED ON PLANS TO THE SATISFACTION OF THE ENGINEER AND THE OWNER. COORDINATE ALL WORK WITH THE ENGINEER BEFORE THE START OF WORK.
2. PRIOR TO SUBMITTING BID, THE CONTRACTOR SHALL VISIT THE SITE AND BE THOROUGHLY FAMILIAR WITH THE EXISTING CONDITIONS AND PROPOSED CONSTRUCTION. CONTRACTOR SHALL INCLUDE IN THEIR BID ALL MATERIAL, LABOR, AND ALL INCIDENTALS FOR A COMPLETE INSTALLATION WHETHER SPECIFICALLY INDICATED OR NOT. ALL ERRORS, DISCREPANCIES AND MISSED ITEMS SHALL BE BROUGHT TO THE ATTENTION OF THE ENGINEER DURING THE BIDDING PROCESS BY THE CONTRACTOR. THESE ITEMS SHALL BE INCLUDED IN THE BID PRICE. NO EXTRA COST WILL BE ALLOWED FOR ANY DISCREPANCY WHICH COULD HAVE BEEN NOTICED AT THE SITE VISIT BY THE CONTRACTOR.
3. PERFORM WORK AS REQUIRED BY APPLICABLE CODES, REGULATIONS, AND LAWS OF LOCAL, STATE, AND FEDERAL GOVERNMENTS AND OTHER AUTHORITIES WITH LAWFUL JURISDICTION. ALL WORK SHALL BE IN ACCORDANCE WITH THE LATEST EDITION OF THE NATIONAL ELECTRIC CODE.
4. MATERIAL AND EQUIPMENT SHALL BE NEW (UNLESS NOTED), UL, NEMA, ANSI, IEEE, ADA & CMB APPROVED FOR INTENDED PURPOSE. MATERIAL AND INSTALLATION SHALL MEET REQUIREMENTS OF NATIONAL AND LOCAL ELECTRICAL CODE.
5. GIVE NOTICES, FILE PLANS, OBTAIN PERMITS, AND LICENSES, PAY FEES AND BACK CHARGES, AND OBTAIN NECESSARY APPROVALS FROM AUTHORITIES THAT HAVE JURISDICTION.
6. MAINTAIN RECORD DRAWINGS ON SITE. RECORD SET MUST BE COMPLETE AND CURRENT AND AVAILABLE FOR INSPECTION WHEN REQUISITIONS FOR PAYMENT ARE SUBMITTED.
7. GUARANTEE WORK IN WRITING PER SPECIFICATIONS. REPAIR OR REPLACE DEFECTIVE MATERIALS OR INSTALLATION AT NO COST TO OWNER DURING THE GUARANTEE PERIOD. CORRECT DAMAGE CAUSED IN MAKING NECESSARY REPAIRS AND REPLACEMENTS UNDER GUARANTEE AT NO COST TO OWNER. SUBMIT GUARANTEE TO OWNER BEFORE FINAL PAYMENT.
8. COORDINATE ALL ELECTRICAL ITEMS WITH EXISTING FIELD CONDITIONS. LOCATIONS SHOWN ARE APPROXIMATE AND MAY REQUIRE MINOR ADJUSTMENT IN THE FIELD TO SATISFY THE DESIGN INTENT.
9. DAMAGE TO EXISTING FACILITIES AND EQUIPMENT SHALL BE REPAIRED OR REPLACED IMMEDIATELY BY THE CONTRACTOR AT NO ADDITIONAL EXPENSE TO THE OWNER.
10. THE LOCATIONS ON THESE PLANS ARE APPROXIMATE AND REQUIRE COORDINATION WITH ALL OTHER TRADES AND VERIFICATION OF EXISTING CONDITIONS. ROUTING OF CONDUIT IS DIAGRAMMATIC IN NATURE AND NOT INTENDED TO SHOW ALL REQUIRED OFFSETS AND DETAILS. THE CONTRACTOR IS RESPONSIBLE FOR FIELD VERIFICATION OF ALL EXISTING ASSOCIATED EQUIPMENT AND CONDITIONS. COORDINATE THE LOCATION OF ALL EQUIPMENT WITH THE ENGINEER AND THE OWNER. CONTRACTOR IS RESPONSIBLE FOR OBTAINING ALL OTHER TRADE'S DRAWINGS AND SPECIFICATIONS AND COORDINATING WITH ALL OTHER TRADES DURING BIDDING AND CONSTRUCTION. THE CONTRACTOR IS TO INCLUDE CIRCUIT LENGTHS OF WIRE AND CONDUIT REQUIRED TO INSTALL CONNECTED DEVICES AND EQUIPMENT SUCH AS PANELBOARDS, SWITCHBOARDS, TRANSFORMERS, ETC. WITHIN 15 FEET OF THE LOCATION SHOWN.
11. CONTRACTOR SHALL BE RESPONSIBLE FOR MAINTAINING CONTINUITY OF ALL POWER, CONTROL, FIRE ALARM, SECURITY SYSTEMS, AND COMMUNICATIONS FUNCTIONS TO ALL AREAS AFFECTED BY DEMOLITION AND/OR NEW CONSTRUCTION.
12. REPAIR AND PATCH ANY DISTURBED AREAS TO MATCH ADJACENT CONSTRUCTION.
13. DISCONNECT AND MAKE SAFE ANY EQUIPMENT TO BE REMOVED BY OTHERS. COORDINATE REMOVAL OF EQUIPMENT WITH OTHER TRADES PRIOR TO DEMOLITION.
14. IN ANY AREA REQUIRING THE PERFORMANCE OF ANY TRADE'S WORK, THIS CONTRACTOR SHALL CAREFULLY REMOVE AND STORE ANY OR ALL ELECTRICAL ITEMS IN PATH OF WORK, REINSTALLING, AND RECONNECTING SAME AS REQUIRED, IN ACCORDANCE WITH THE PLANS AND/OR AS DIRECTED AFTER COMPLETION OF OTHER TRADE'S WORK IN THAT AREA.
15. PRIOR TO THE START OF DEMOLITION, CONTRACTOR SHALL FIELD VERIFY ALL BRANCH CIRCUITS AND MAINTAIN THOSE CIRCUITS THAT EXTEND OUTSIDE THE SCOPE OF WORK.
16. AFTER RENOVATING EXISTING ELECTRICAL WORK, THE CONTRACTOR SHALL ENSURE THAT ALL REMAINING AND NEW EQUIPMENT WILL OPERATE PROPERLY, INCLUDING BUT NOT LIMITED TO BACKFEEDING OF EXISTING POWER AND LIGHTING CIRCUITS. REFER TO SINGLE LINE DIAGRAM.
17. ALL ELECTRICAL WORK INDICATED TO REMAIN SHALL BE SUITABLY PROTECTED TO PREVENT ANY DAMAGE.
18. WHERE ELECTRICAL SYSTEMS PASS THROUGH RENOVATED AREAS TO SERVE OTHER PORTIONS OF THE PREMISES, SYSTEMS SHALL BE SUITABLY PROTECTED TO PREVENT DAMAGE OR RELOCATED AND THE SYSTEMS RESTORED TO NORMAL OPERATION. ANY OUTAGES IN SYSTEMS SHALL BE COORDINATED WITH OWNER. RESTORE POWER TO EXISTING TO REMAIN EQUIPMENT IF INTERRUPTED BY DEMOLISHED CIRCUITS IN THE AREA.
19. CONTRACTOR SHALL SUBMIT FOR REVIEW, SHOP DRAWINGS FOR ALL EQUIPMENT AND MATERIALS USED ON THE PROJECT. SUBMITTALS SHALL BE REVIEWED BY THE ENGINEER BEFORE PURCHASE OF MATERIALS.
20. ALL WIRING SHALL BE COPPER, 600V, 75°/90° RATED WITH FLAME-RETARDENT, HEAT AND MOISTURE RESISTANT INSULATION.
21. PERMANENTLY LABEL ALL NEW ELECTRICAL EQUIPMENT, INCLUDING BUT NOT LIMITED TO, DEVICE DESIGNATION AND SUPPLY CIRCUIT DESIGNATION. UPDATE OR REPLACE PANEL DIRECTORIES TO INCLUDE NEW CIRCUIT INFORMATION RESULTING FROM THIS PROJECT.
22. PROVIDE TEMPORARY POWER AND LIGHTING FOR ALL TRADES AS REQUIRED TO COMPLETE THE PROJECT. ALL TEMPORARY AND INTERIM EQUIPMENT SHALL BE INSTALLED IN ACCORDANCE WITH ALL APPLICABLE CODES AND STANDARDS INCLUDING, BUT NOT LIMITED TO NFPA 110 AND NFPA 70.
23. REFER TO SPECIFICATIONS FOR ADDITIONAL INFORMATION THAT IS NOT SHOWN ON THE DRAWINGS.
24. OPENINGS IN EXISTING CONCRETE AND MASONRY WALLS AND FLOORS REQUIRED FOR CONDUIT INSTALLATION SHALL BE CORE DRILLED. MAXIMUM CORE DRILL SIZE SHALL BE 5" IN DIAMETER. CORE DRILL LOCATIONS SHALL BE SPACED A MINIMUM OF 6" FROM EACH OTHER MEASURED FROM THE OUTSIDE EDGE OF THE CORE DRILL. ALL CORE DRILL OPENINGS SHALL BE PROPERLY SEALED ACCORDING TO THEIR LOCATION AND APPLICATION.
25. ALL OUTAGES SHALL BE KEPT TO A MINIMUM. ALL WORK THAT REQUIRES A SUSTAINED EQUIPMENT OUTAGE SHALL BE PERFORMED CONTINUOUSLY AROUND THE CLOCK UNTIL WORK IS COMPLETED UNLESS NOTED OTHERWISE. COORDINATE OUTAGES WITH OWNER REPRESENTATIVE.
26. PROVIDE FOR EACH BRANCH CIRCUIT AND FEEDER CIRCUIT A DEDICATED EQUIPMENT GROUND WIRE. FOR SINGLE PHASE BRANCH CIRCUITS OF 120 V/1PH OR 277V/1 PH, PROVIDE DEDICATED HOT, DEDICATED NEUTRAL AND DEDICATED EQUIPMENT GROUND WIRES. SHARING OF NEUTRAL OR EQUIPMENT GROUND WIRES IS NOT PERMITTED. WIRING TO ALL HVAC EQUIPMENT OR OTHER TRADE EQUIPMENT SHALL BE IN CONDUIT. ALL EQUIPMENT AND FEEDER WIRING IN MECHANICAL ROOM/ELECTRICAL ROOM SHALL BE IN RIGID CONDUIT. USE OF MC CABLE IS LIMITED TO BRANCH CIRCUIT WIRING ABOVE RECESSED CEILING OR CONCEALED IN WALL. WIRING TO OUTLETS ON TABLE SHALL BE PROVIDE IN EITHER EMT CONDUIT OR FLEXIBLE METAL CONDUIT. DO NOT USE PLASTIC TIE WRAPS TO SUPPORTS CONDUITS AND MC CABLES.
27. PROVIDE IDENTIFICATION LABELS FOR ALL BRANCH CIRCUITS AND FEEDERS CIRCUITS AT JUNCTION BOXES, PANELBOARDS, TROUGHS, AND SPLICE BOXES.
28. PROVIDE UNSPLICED FEEDERS FROM PANELBOARD OR SWITCHBOARD TO ALL EQUIPMENT, INCLUDING ALL 20 AMPERE, SINGLE POLE BRANCH CIRCUIT WIRING.
29. ALL WIRING DEVICES ARE TO BE RECESSED WHERE POSSIBLE. WHERE RECESSING IS NOT POSSIBLE, WIRING DEVICES ARE TO BE SURFACE MOUNTED WITH CIRCUIT WIRING ROUTED IN SURFACE MOUNTED CONDUIT PER SPECIFICATIONS.
30. ELECTRICAL CONTRACTOR SHALL PROVIDE AND INSTALL (2) #14-3/4" FROM EACH VENDOR SUPPLIED DUCT SMOKE DETECTOR TO FACP. INSTALLATION OF DETECTOR BY MECHANICAL CONTRACTOR. ELECTRICAL CONTRACTOR SHALL PROVIDE ALL NECESSARY ELECTRICAL TERMINATIONS. EACH BLOWER COIL (BC) AND EACH ENERGY RECOVERY VENTILATOR (ERV) WILL HAVE (1) SUPPLY DUCT SMOKE DETECTOR AND (1) RETURN DUCT SMOKE DETECTOR.
31. VFD CABLE SHALL BE OKONITE C-L-X TYPE MC-HL (XHHW2) OR APPROVED EQUAL. 3/C VFD CABLE SHALL BE RATED FOR 2000V MARINE CABLE AND UL LISTED AS TYPE MC-HL CABLE PER UL2225(E38916). VFD CABLES SHALL HAVE UNCOATED SOFT COPPER STRANDED CONDUCTORS RATED FOR 90 DEG CENTIGRADE WET OR DRY . CROSS LINK POLYETHYLENE HIGH DIELECTRIC STRENGTH COLOR CODED INSULATION, AND THREE BARE SOFT STRANDED GROUND CONDUCTORS WITH NON-HYGROSCOPIC FILLER AND BINDER TAPE. SHEATH SHALL BE CLOSE FITTING, IMPERVIOUS, CONTINUOUS WELDED CORRUGATED ALUMINUM C-L-X PER UL1569. SHEATH SHALL BE PROTECTED WITH LOW TEMPERATURE BLACK PVC JACKET. CONTRACTOR SHALL PROVIDE PROPER FITTINGS FOR INSTALLATION OF VFD CABLE.
32. ALL CONDUIT PENETRATIONS THROUGH WALLS OR CEILINGS SHALL BE PATCHED AND SEALED WITH FIRE RATED FOAM SEALANT.
33. PROVIDE INSULATING BUSHINGS ON CONDUIT THREADS OR CONNECTORS WHERE RACEWAYS WITH CONDUITS OR MC CABLES ENTER A BOX OR ENCLOSURE. THIS BUSHING SHALL BE INSTALLED ON ALL CABLES AND CONDUITS.
34. (N) DENOTES NEW EQUIPMENT OR WIRING.
    (E) DENOTES EXISTING EQUIPMENT OR WIRING TO REMAIN.
    (D) DENOTES EQUIPMENT OR WIRING TO BE DEMOLISHED.

PANELBOARD REPLACEMENT NOTES

1. UNLESS NOTED OTHERWISE, ALL PANELBOARDS SHOWN ON DRAWINGS TO BE DEMOLISHED SHALL RETAIN THEIR EXISTING BACK BOXES AND SHALL BE PROVIDED WITH NEW BUS BARS, NEW CIRCUIT BREAKERS, AND NEW CUSTOM FULLY-HINGED PANEL COVERS. CONTRACTOR SHALL VERIFY ALL PANEL DIMENSIONS IN FIELD PRIOR TO ORDERING NEW COVERS AND INTERIORS. CONTRACTOR TO PACK PANEL INTERIORS OUT TO FRONT OF EXISTING BACK BOX AND CENTER THEM IN THE OPENINGS. SEE CUSTOM FULLY HINGED SURFACE MOUNTED DOOR AND TRIM DETAIL ON SHEET E-500. CONTRACTOR TO PROVIDE SPLICES PER SPECIFICATIONS AS REQUIRED FOR RECONNECTION.
2. DISCONNECT AND REMOVE INCOMING FEEDERS COMPLETELY BACK TO SOURCE. PROVIDE NEW FEEDERS FROM EXISTING SOURCE CIRCUIT BREAKERS.
3. PRIOR TO THE START OF DEMOLITION, CONTRACTOR SHALL FIELD VERIFY ALL BRANCH CIRCUITS AND MAINTAIN THOSE CIRCUITS THAT EXTEND OUTSIDE THE SCOPE OF WORK. ALL BRANCH CIRCUIT FEEDERS SHALL BE RECONNECTED TO NEW CIRCUIT BREAKERS.
4. PROVIDE TEMPORARY POWER AND LIGHTING FOR ALL TRADES AS REQUIRED TO COMPLETE THE PROJECT. ALL TEMPORARY AND INTERIM EQUIPMENT SHALL BE INSTALLED IN ACCORDANCE WITH ALL APPLICABLE CODES AND STANDARDS INCLUDING, BUT NOT LIMITED TO NFPA 110 AND NFPA 70.
5. ALL NEW PANEL BUS BARS SHALL BE COPPER SUITABLE FOR TERMINATIONS WITH ALUMINUM AND COPPER CONDUCTORS. PROVIDE WIRING EXTENSIONS REQUIRED WITH SPLICES MADE WITH CABLE CONNECTORS MADE BY POLARIS SERIES ISR OR IPL OR APPROVED EQUAL. ALL NEW PANEL INTERIORS SHALL HAVE FULL SIZE NEUTRAL AND GROUND BARS.
6. REPLACE ANY MISSING GROMMETS / HARDWARE / PLUGS IN EXISTING BACK BOXES WHICH ARE TO REMAIN.
7. ALL PANELS SHALL BE PROVIDED WITH NEW COPPER GROUND AND COPPER NEUTRAL BARS.
8. PROVIDE CONSISTENT HARDWARE FOR ALL INSTALLATIONS. COORDINATE HARDWARE TYPE WITH OWNER'S REPRESENTATIVE(S) PRIOR TO START OF WORK.

TELECOMMUNICATION GENERAL NOTES

1. ALL LOW VOLTAGE CABLING MUST BE INSTALLED ACCORDING TO BICSI GUIDELINES.
2. ALL CABLING SHALL CONFORM TO THE LATEST EDITION OF THE EIA/TIA STANDARDS.
3. ALL CABLING SHALL BE APPROPRIATELY LABELED.
4. CONTRACTOR SHALL NOT INSTALL ANY EQUIPMENT PRIOR TO ITS APPROVAL BY THE ARCHITECT AND ENGINEER. CONTRACTOR WILL BE LIABLE FOR ITS REMOVAL IN ANY SUCH CASE.
5. PROVIDE A COMPLETE GROUNDING SYSTEM FOR ALL LOW VOLTAGE SYSTEMS AS SHOWN.
6. CONTRACTOR TO PROVIDE PATHWAYS FOR LOW VOLTAGE SYSTEMS. PATHWAYS SHALL CONSIST OF IN-WALL CONDUIT, SURFACE MOUNTED SPLIT CHANNEL METALLIC RACEWAY, BACK BOXES, SLEEVES, CHASES, CABLE TRAY AND J-HOOKS. ANY PENETRATION OF A FIRE-RATED BARRIER MUST BE FIRE-STOPPED IN ACCORDANCE WITH LOCAL AND STATE LAWS AND THE AUTHORITY HAVING JURISDICTION.
7. PRIOR TO BEGINNING ANY WORK, SECURE NECESSARY PERMITS OR CLEARANCES FROM THE AUTHORITIES HAVING JURISDICTION. PROVIDE ALL LABOR AND MATERIALS FOR A COMPLETE INSTALLATION. WORK SHALL BE EXECUTED BY EXPERIENCED TRADESMEN WHO ARE LICENSED IN THE JURISDICTION WHERE THE PROJECT IS LOCATED.
8. CONDUITS SHALL BE RUN BEHIND FINISHED SURFACES WHERE POSSIBLE UNLESS OTHERWISE NOTED.
9. THE TELECOMMUNICATION PLANS ARE DIAGRAMMATIC ONLY. COORDINATE TECHNOLOGY EQUIPMENT LOCATION AND INSTALLATION WITH EQUIPMENT BEING SERVED.
10. CONTRACTOR SHALL INFORM THE OWNER'S REPRESENTATIVE PRIOR TO BEGINNING CONSTRUCTION AND PRIOR TO COMPLETION OF CONSTRUCTION TO ALLOW SUFFICIENT TIME FOR COORDINATION OF EXISTING BUILDING ACTIVITIES WITH THE CONSTRUCTION WORK.
11. THE CONTRACTOR SHALL INCLUDE IN THE WORK, WITHOUT EXTRA COST, ANY LABOR, MATERIALS, SERVICES, APPARATUS, DRAWINGS, (IN ADDITION TO CONTRACT DRAWINGS AND DOCUMENTS), IN ORDER TO COMPLY WITH ALL APPLICABLE LAWS, INDICATED AND/OR SPECIFIED.
12. BEFORE SUBMITTING BIDS, THE CONTRACTOR SHALL VISIT THE SITE AND EXAMINE ALL ADJOINING EXISTING BUILDINGS, EQUIPMENT AND SPACE CONDITIONS ON WHICH HIS/HER WORK IS ANY WAY DEPENDENT FOR THE BEST WORKMANSHIP AND OPERATION ACCORDING TO THE INTENT OF THE SPECIFICATIONS AND DRAWINGS. HE/SHE SHALL REPORT TO THE ARCHITECT/ENGINEER ANY CONDITION WHICH MIGHT PREVENT HIM/HER FROM INSTALLING HIS/HER EQUIPMENT IN THE MANNER SPECIFIED TEN DAYS PRIOR TO SUBMISSION OF BIDS.
13. NO CONSIDERATION OR ALLOWANCE WILL BE GRANTED FOR FAILURE TO VISIT THE SITE, NOR FOR ANY ALLEGED MISUNDERSTANDING OF MATERIALS TO BE FURNISHED OR WORK TO BE PERFORMED.
14. THE CONTRACTOR SHALL NOTIFY THE ARCHITECT/ENGINEER IN WRITING OF ANY DISCOVERED CONFLICTS BETWEEN EXISTING INSTALLATIONS WHICH ARE NOT SCHEDULED FOR DEMOLITION AND THE NEW WORK INDICATED WITHIN THE CONTRACT DOCUMENTS. SUCH NOTIFICATION SHALL BE ACCOMPANIED BY A DRAWING DELINEATING THE PROPOSED SOLUTION PRIOR TO STARTING ANY WORK IN THE AFFECTED AREA.
15. THE EXACT NUMBER OF WIRES MAY NOT BE INDICATED FOR ALL SYSTEMS. PROVIDE ALL WIRES AND CABLES NECESSARY FOR THE PROPER FUNCTION OF THE SYSTEM WHETHER INDICATED ON PLAN OR NOT.
16. REFER TO ARCHITECTURAL DRAWINGS FOR THE FINISH, EXACT LOCATION, ELEVATION, MOUNTING HEIGHTS, AND DETAILS OF ALL LIGHT FIXTURES AND DEVICES WITHIN THE CEILING GRID FOR COORDINATION WITH TECHNOLOGY EQUIPMENT. REPORT ANY DISCREPANCIES TO THE ARCHITECT IMMEDIATELY.
17. WHEREVER CONDUITS PENETRATE WALLS OR FLOORS, SPACE REMAINING IN SUCH PENETRATIONS SHALL BE FILLED. FILLING MATERIAL SHALL BE FIRE RESISTIVE WITH RATING EQUAL TO THE RATING OF THE FLOOR OR WALL ITSELF.
18. PROVIDE AND LEAVE ACCESSIBLE PULL STRINGS IN ALL CONDUITS, RACEWAYS, SLEEVES AND CHASES TO LOW VOLTAGE WIRING TO BE INSTALLED.
19. OUTLET BOXES INSTALLED ON OPPOSITE SIDES OF THE SAME PARTITION SHALL BE STAGGERED. DO NOT MOUNT OUTLET BOXES BACK TO BACK.
20. CONTRACTOR SHALL PROVIDE SHOP DRAWINGS, CUT SHEETS, CALCULATIONS AND EQUIPMENT LITERATURE FOR ALL EQUIPMENT BEING PROVIDED AS PART OF THIS SCOPE OF WORK. THE EXACT DEVICE OR PIECE OF EQUIPMENT TO BE INSTALLED MUST BE CLEARLY CALLED OUT FOR THE DESIGN TEAM TO REVIEW.
21. CONTRACTOR SHALL PROVIDE COMPLETE AS-BUILT DRAWINGS FOR REVIEW AND APPROVAL BY THE DESIGN TEAM PRIOR TO JOB COMPLETION.
22. CONTRACTOR SHALL PROVIDE A COMPLETE PUNCH LIST OF ALL INSTALLED SYSTEMS TO THE CONSTRUCTION MANAGER WHEN THE INSTALLED WORK IS READY TO BE EXAMINED BY THE DESIGN TEAM. INCOMPLETE SYSTEMS SHALL NOT BE REVIEWED UNTIL IT IS DETERMINED THAT THE SYSTEMS ARE APPROXIMATELY COMPLETE.
23. ALL TELECOMMUNICATIONS CABLING SHALL BE PLENUM RATED CAT6, 4 PAIRS, UNSHIELDED TWISTED PAIR CABLE, HUBBELL CAT NO CSRPX OR EQUAL ROUTED BETWEEN TELEDATA ROOM AND EACH VOICE AND/OR DATA JACK. THE USE OF J-HOOKS IS PERMITTED IN AREAS WITH A SUSPENDED CEILING WHERE ADEQUATE CLEARANCE CAN BE OBTAINED. ALL WIRING IN SPACES WITHOUT CEILINGS OR AREAS WITH INADEQUATE SPACE ABOVE THE CEILING SHALL BE RUN IN EMT. PROVIDE TERMINATIONS AT BOTH PATCH PANEL AND OUTLET. PROVIDE CAT6 PATCH CORDS (36" L) FOR CONNECTION OF PATCH PANEL TO FUTURE ETHERNET SWITCH. CONTRACTOR SHALL TONE/TEST/TERMINATE ALL CONNECTIONS. PROVIDE ADDITIONAL CAT6 48 PORT PATCH PANEL(S) IN MDF OR IDF, AS APPLICABLE, AS REQUIRED TO SUPPORT ADDITIONAL DATA CONNECTIONS IN MDF/IDF. DATA PATCH PANELS SHALL BE HUBBELL M/N HP648 OR APPROVED EQUAL.
24. CABLE AND JACKS SHALL BE OF TYPE AND COLOR SHOWN:

FUNCTION	TYPE	CABLE AND JACK
DATA	CAT6	BLUE
VIDEO	CAT6	BLUE
WAP	CAT6	YELLOW
PHONE	CAT6	WHITE

IFP NOTES (FOR REFERENCE ONLY)

MFG	PART NUMBER	PART DESCRIPTION
SMART	SBID-6265S	SMART BOARD 6065S INTERACTIVE DISPLAY WITH IQ SMART
SMART	SCA-420	ROOM BUNDLE FOR SMART AUDIO 400 CLASSROOM AMPLIFICATION (BASE)
DIVERSIBOAR	DMU-TV	DIVERSIMOUNT TV FOR LED/LCD SCREENS, VESA COMPLIANT, 250lb
HELLERMAN	TSR3W-25-1	1-3/4" ELBOW COVER 1" BEND WHITE
HELLERMAN	TSR3W-6A	1-3/4" SURFACE RACEWAY; WHITE; 6' STICKS
HELLERMAN	TSR3W-14	1-3/4" SPLICE COVER - WHITE
COMPREHEN	MHD18G-15PR	MICROFLEX PRO AVIT CERTIFIED 4K60 18G HIGH SPEED HDMI CABLE
SMART	1005571	USB ACTIVE EXTENSION CABLE 16' (5m)
COMPREHEN	MPS-MPS-15ST	STANDARD SERIES 3.5mm STEREO MINI PLUG TO PLUG AUDIO CABLE 15'
MIDDLE	RACKS	25' UNIVERSAL POWER CORD
TRIPP LITE	SWIVEL6	6 ROTATABLE OUTLET DIRECT PLUG-IN SURGE PROTECTOR / SUPPRESSOR, 1500
	C. C. H.	CABLES, CONNECTORS, AND HARDWARE
	FREIGHT-AV	FREIGHT / HANDLING / INSURANCE CHARGES
OPTIONAL EXTENDED WARRANTY		
SMART	EOW2-SBID-65	2 YEAR SMART ASSURE WARRANTY EXTENSION WITH RM FOR SMART PROFESSIONAL SERVICES

LIGHTING FIXTURE SCHEDULE

TYPE	LAMPS	VOLTAGE	MOUNT	FIXTURE DESCRIPTION	MANUFACTURER/CATALOG NUMBER	REMARKS	LISTING
AB	LED 4367 LUMENS	120/277	RECESSED	HIGH PERFORMANCE 2X2 LED LIGHT FIXTURE, BOOSTED OUTPUT	FINELITE #HPLRED-A-2X2-DCO-B-840-120V-SC-X OR APPROVED EQUAL, PROVIDE 10 YEAR STANDARD WARRANTY	PROVIDE MOUNTING HARDWARE AS REQUIRED.	DLC
AS	LED 3397 LUMENS	120/277	RECESSED	HIGH PERFORMANCE 2X2 LED LIGHT FIXTURE, STANDARD OUTPUT	FINELITE #HPLRED-A-2X2-DCO-S-840-120V-SC-X OR APPROVED EQUAL, PROVIDE 10 YEAR STANDARD WARRANTY	PROVIDE MOUNTING HARDWARE AS REQUIRED.	DLC
B1	LED 1000 LUMENS	120/277	RECESSED	6" REFLECTOR LED OPEN DOWNLIGHT STANDARD OUTPUT, IC RATED	PRESCOLITE #LTR-6RD-H-SL-10L-DM1-IC/LTR-6RD-T-SL-40K-8-XW-SS-WT OR APPROVED EQUAL	PROVIDE MOUNTING HARDWARE AS REQUIRED.	ENERGY STAR
C2	LED 4375 LUMENS	120/277	SURFACE	2'

THE RECIPIENT OF THESE PLANS BY HARD COPY OR ELECTRONIC TRANSMISSION BY USE THEREOF UNDERSTANDS AND AGREES AS FOLLOWS: - THE ELECTRONIC DATA TRANSMITTED (DATA) MAY BE ALTERED DURING TRANSIT AND TRANSLATION. - AEC CORPORATION DO NOT WARRANT OR MAKE ANY REPRESENTATIONS WITH RESPECT TO THE ACCURACY OF THE DATA. - THE RECEIVER WILL COMPARE THE DATA WITH AVAILABLE HARD COPIES. - AEC CORPORATION SHALL NOT BE LIABLE FOR ANY CLAIMS OR DAMAGES RESULTING FROM THE USE OF THE DATA. - THE RECEIVER AGREES THAT IT WILL NOT REPRODUCE OR OTHERWISE MAKE USE OF THE DATA OR PLANS IN ANY ENDEAVOR NOT DIRECTLY RELATED TO THE PROJECT FOR WHICH IT IS PROVIDED. - ANY CHANGES TO THE DATA SHALL BE CLEARLY IDENTIFIED BY THE RECEIVER. - THE RECEIVER SHALL INDEMNIFY AEC CORPORATION AND HOLD IT HARMLESS FROM ANY AND ALL CLAIMS, DAMAGES AND EXPENSES ARISING OUT OF OR RESULTING FROM THE USE OF ELECTRONIC DATA.

9/20/2022 3:24 PM

ELECTRICAL LIGHTING DEMOLITION NOTES:

1. ALL EXTERIOR, WALL-MOUNTED, DASHED ON PLAN LIGHT FIXTURES ARE TO BE DEMOLISHED WITH WIRING COMPLETELY BACK TO SOURCE.
2. ALL INTERIOR, DASHED ON PLAN LIGHT FIXTURES ARE TO BE DEMOLISHED WITH WIRING COMPLETELY BACK TO SOURCE, UNLESS NOTED OTHERWISE.

ETR EXISTING TO REMAIN.

ELD-1 DISCONNECT AND REMOVE ALL LIGHT SWITCHES INDICATED ON DEMO DRAWING WITH WIRE COMPLETELY BACK TO SOURCE.

ELD-2 DISCONNECT AND REMOVE ALL EXIT SIGNS INDICATED ON DEMO DRAWING WITH WIRE COMPLETELY BACK TO SOURCE.

ELD-3 DISCONNECT AND REMOVE ALL LIGHT FIXTURES ON DEMO DRAWING WITH WIRE COMPLETELY BACK TO SOURCE.

ELD-4 DISCONNECT AND REMOVE LIGHT FIXTURE WITH WIRE COMPLETELY BACK TO SOURCE AND RETAIN BOTH FIXTURE AND WIRE FOR REUSE IN NEW CONSTRUCTION WORK.

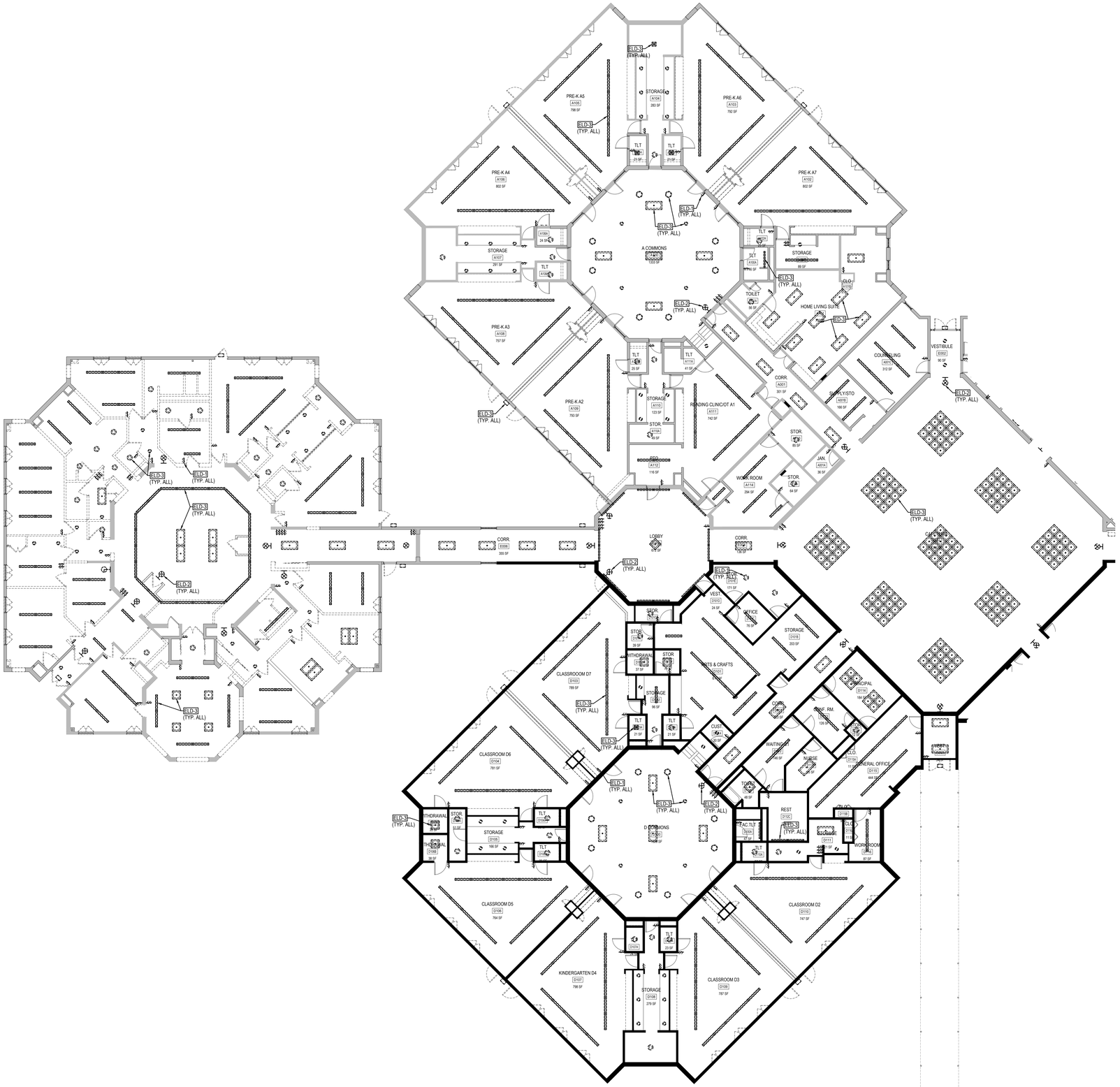

1 ELD101A ELECTRICAL FIRST FLOOR DEMOLITION PLAN - SOUTH

SCALE: 3/32" = 1'-0"

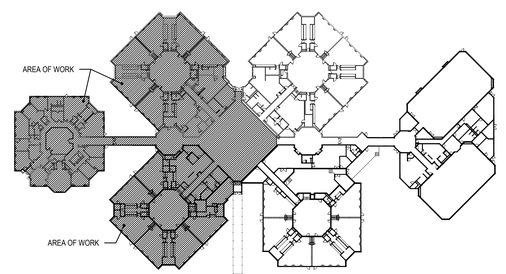

KEY PLAN

SCALE: NTS

STUDIOJAED
ARCHITECTS ◘ ENGINEERS ◘ FACILITIES SOLUTIONS
Website: www.StudioJAED.com Email: info@StudioJAED.com

PROVIDENCE OFFICE
42 WEYBOSSET STREET, STE. 403
PROVIDENCE, RHODE ISLAND 02903
P: (401) 648-0884

MARYLAND OFFICE
213 FRONT STREET, P.O. BOX 754
CRUMPTON, MARYLAND 21628

DELAWARE OFFICE
2500 WRANGLE HILL ROAD, STE. 110
BEAR, DELAWARE 19701
P: (302) 832-1825

CONSULTANT

THIS DRAWING IS THE PROPERTY OF STUDIOJAED AND IS PREPARED FOR THE EXCLUSIVE USE OF ITS CLIENTS AT THE LOCATION INDICATED. NO OTHER USE IS AUTHORIZED OR INTENDED.

THE PROFESSIONAL SERVICES OF THE ARCHITECT ARE UNDERTAKEN FOR AND ARE PERFORMED IN THE INTEREST OF (NAME OF PERSON EMPLOYING ARCHITECT). NO CONTRACTUAL OBLIGATION IS ASSUMED BY THE ARCHITECT FOR THE BENEFIT OF ANY OTHER PERSON INVOLVED IN THE PROJECT.

SIGNATURE: _____
DATE OF SIGNATURE: _____
DATE OF REGISTRATION EXPIRATION: _____

ARCHITECT / ENGINEER SEAL

PROJECT

CITY OF PROVIDENCE
RENOVATIONS
AT
PLEASANT VIEW ELEMENTARY SCHOOL
50 OBADIAH BROWN RD
PROVIDENCE, RI 02909

REVISIONS

MARK	DESCRIPTION	DATE

SHEET TITLE

ELECTRICAL LIGHTING DEMOLITION PLAN - SOUTH

BID DOCUMENTS
SEPTEMBER 19, 2022

DRAWN	CHK'D	PROJECT NO.
DZ	PP	20041

SHEET NO.

ELD101A

THE RECIPIENT OF THESE PLANS BY HARD COPY OR ELECTRONIC TRANSMISSION BY USE THEREOF UNDERSTANDS AND AGREES AS FOLLOWS: - THE ELECTRONIC DATA TRANSMITTED (“DATA”) MAY BE ALTERED DURING TRANSIT AND TRANSLATION. - AIEC CORPORATION DO NOT WARRANT OR MAKE ANY REPRESENTATION WITH RESPECT TO THE ACCURACY OF THE DATA. - THE RECEIVER WILL COMPARE THE DATA WITH AVAILABLE HARD COPIES. - UNDI CORPORATION RETAINS ALL OWNERSHIP, COPYRIGHT, AND OTHER INTELLECTUAL PROPERTY INTERESTS IN THE DATA AND INFORMATION ON THE PLANS. - THE RECEIVER WARRANTS THAT IT WILL NOT REPRODUCE OR OTHERWISE MAKE USE OF THE DATA OR PLANS IN ANY ENDEAVOR NOT DIRECTLY RELATED TO THE PROJECT FOR WHICH IT RECEIVED THE DATA. USING ACCESSING, STORING OR DISTRIBUTING THE DATA CONSTITUTES ACCEPTANCE OF THESE CONDITIONS. IN THE EVENT OF A CONFLICT, THESE CONDITIONS SHALL GOVERN.

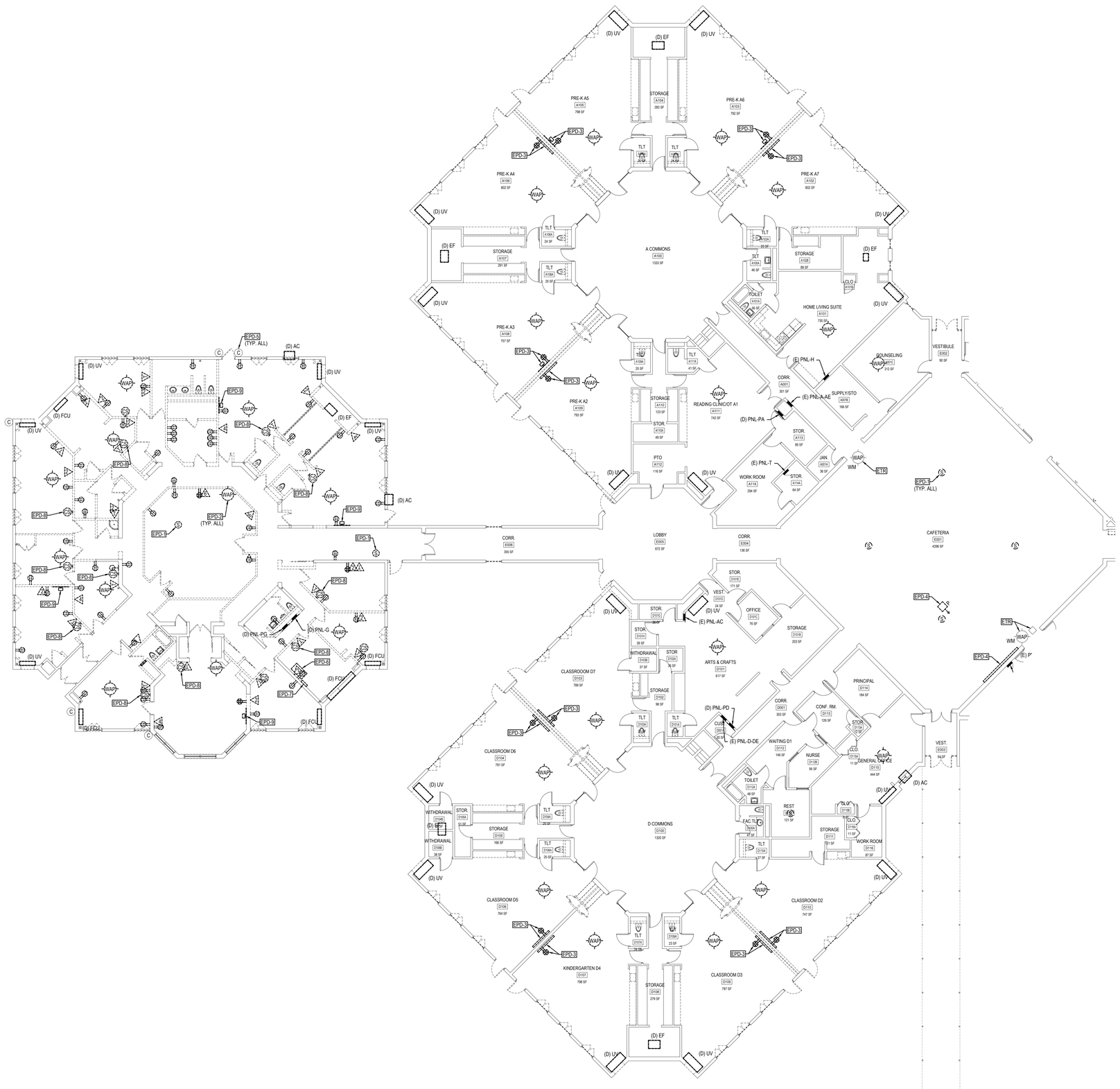

1 EPD101A — ELECTRICAL FIRST FLOOR DEMOLITION PLAN - SOUTH

SCALE: 3/32" = 1'-0"

TRUE NORTH

ELECTRICAL POWER DEMOLITION NOTES:

1. DISCONNECT AND REMOVE ALL WAP'S AND RETAIN FOR FUTURE USE. UNLESS OTHERWISE SHOWN OR STATED, EXISTING WAP DATA OUTLETS TO REMAIN IN PLACE. IN CASES WHERE A WAP DATA OUTLET DOES NOT EXIST AND CABLE IS DIRECTLY CONNECTED TO WAP, LEAVE CABLING IN PLACE TO BE RE-TERMINATED WITH A NEW OUTLET. SEE DETAILS 4/E-500 AND 5/E-500.
2. FROM ALL DEMO MECHANICAL EQUIPMENT, DISCONNECT AND REMOVE ALL STARTERS, CONTROLLERS, DISCONNECT SWITCHES, WIRE, CONDUIT, ETC. COMPLETELY BACK TO SOURCE. SEE MD101A AND MD101B FOR DETAILS.
3. ON ALL WALLS BEING DEMOLISHED, DISCONNECT AND REMOVE ALL ELECTRICAL DEVICES, INCLUDING BUT NOT LIMITED TO, POWER RECEPTACLES, DATA OUTLETS, IFP SCREENS, PROJECTORS, SMART BOARDS, SPEAKERS, SECURITY MOTION SENSORS, AND TELEPHONE OUTLETS WITH WIRE, CABLING, AND CONDUIT COMPLETELY BACK TO SOURCE.
4. UNLESS OTHERWISE SHOWN OR STATED, ALL EXISTING TELEPHONE OUTLETS SHALL REMAIN AND SHALL REMAIN OPERATIONAL. REMOVE ALL EXISTING PHONES IN AREAS TO BE DEMOLISHED AND TURN THEM OVER TO THE OWNER.

ETR — EXISTING TO REMAIN. INCLUDES IDF AND SONITROL BOX IN IDF ROOM.

EPD-1 — DISCONNECT AND REMOVE SPEAKERS WITH WIRE TEMPORARILY TO FACILITATE ARCHITECTURAL WORK.

EPD-2 — DISCONNECT AND REMOVE WAP'S AND RETAIN FOR FUTURE USE. DEMOLISH ALL CABLING BACK TO SOURCE.

EPD-3 — DISCONNECT AND REMOVE SMART BOARD/PROJECTOR OR IFP WITH ASSOCIATED A/V CABLING AND OUTLETS. DISCONNECT AND REMOVE QUAD RECEPTACLE. SMARTBOARD/PROJECTOR(S) AND IFP'S ARE TO BE TURNED OVER TO THE OWNER. RETAIN CIRCUIT WIRING FOR NEW QUAD RECEPTACLES IN NEW CONSTRUCTION WORK.

EPD-4 — TEMPORARILY DISCONNECT AND REMOVE PROJECTOR AND SCREEN TO FACILITATE ARCHITECTURAL WORK. REINSTALL WITH REQUIRED WIRING EXTENSIONS.

EPD-5 — EXISTING VIDEO SURVEILLANCE CAMERA TO REMAIN. DEMOLISH CABLING BACK TO SOURCE.

EPD-6 — DISCONNECT AND DEMOLISH ALL COPPER DATA CABLING TO PATCH PANELS IN IDF. DISCONNECT AND DEMOLISH FIBER OPTIC CABLING FROM IDF TO MDF. DEMOLISH EXISTING CAT5E PATCH PANEL IN RACK. RETAIN IDF AND ALL ASSOCIATED EQUIPMENT INSTALLED IN IDF RACK FOR RELOCATION IN NEW CONSTRUCTION WORK. G-POD IDF IS THE INTERNET SERVICE ENTRANCE FOR THE BUILDING. CONTRACTOR SHALL MINIMIZE TIME BETWEEN DEACTIVATION IN EXISTING LOCATION TO ACTIVATION IN NEW LOCATION OF IDF. CLOSE COORDINATION BETWEEN THE OWNER AND INTERNET SERVICE PROVIDER(S) IS REQUIRED.

EPD-7 — EXISTING SONITROL INTRUSION DETECTION BOX TO BE RELOCATED TO NEW IDF CLOSET. DISCONNECT ALL CABLING TO BOX FROM ASSOCIATED DEVICES. RE-CABLE ALL DEVICES TO BOX IN NEW LOCATION.

EPD-8 — DISCONNECT AND REMOVE CLOCK/SPEAKER COMBINATION DEVICES WITH WIRE TEMPORARILY TO FACILITATE ARCHITECTURAL WORK. RETAIN FOR REUSE IN NEW CONSTRUCTION WORK. DEVICES THAT ARE NOT REUSED ARE TO BE TURNED OVER TO THE OWNER.

EPD-9 — DISCONNECT AND REMOVE SMART BOARD/PROJECTOR OR IFP AND ALL ASSOCIATED A/V CABLING, OUTLETS, RACEWAY, ETC., AND TURN OVER TO THE OWNER.

*** PRIOR TO ALL SURFACES GETTING REPAINTED WITHIN THE SCHOOL, ALL EXISTING ELECTRICAL AND TELECOMMUNICATION DEVICES ARE TO BE DISCONNECTED AND REMOVED TEMPORARILY. IN ADDITION, ALL FACE/COVER PLATES FOR ALL DEVICES ARE TO BE REMOVED TEMPORARILY. ONCE THE ENTIRE PAINT JOB IS COMPLETED IN THE SCHOOL, ALL FACE/COVER PLATES ARE TO BE PLACED BACK, AND ALL ELECTRICAL AND TELECOMMUNICATION DEVICES ARE TO BE RECONNECTED.**

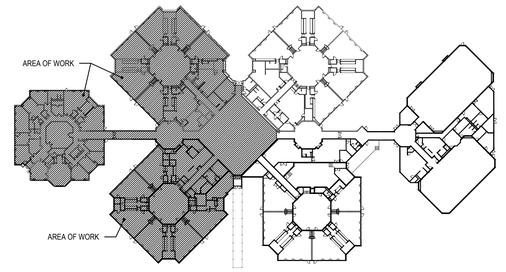

KEY PLAN

SCALE: NTS

TRUE NORTH

STUDIOJAED
ARCHITECTS ◘ ENGINEERS ◘ FACILITIES SOLUTIONS
Website: www.StudioJAED.com
Email: info@StudioJAED.com

PROVIDENCE OFFICE
42 WEYBOSSET STREET, STE. 403
PROVIDENCE, RHODE ISLAND 02903
P: (401) 648-0884

MARYLAND OFFICE
213 FRONT STREET, P.O. BOX 754
CRUMPTON, MARYLAND 21625

DELAWARE OFFICE
2500 WRANGLE HILL ROAD, STE. 110
BEAR, DELAWARE 19701
P: (302) 832-1825

CONSULTANT

THIS DRAWING IS THE PROPERTY OF STUDIOJAED AND IS PREPARED FOR THE EXCLUSIVE USE OF ITS CLIENTS AT THE LOCATION INDICATED. NO OTHER USE IS AUTHORIZED OR INTENDED.

THE PROFESSIONAL SERVICES OF THE ARCHITECT ARE UNDERTAKEN FOR AND ARE PERFORMED IN THE INTEREST OF [NAME OF PERSON EMPLOYING ARCHITECT]. NO CONTRACTUAL OBLIGATION IS ASSUMED BY THE ARCHITECT FOR THE BENEFIT OF ANY OTHER PERSON INVOLVED IN THE PROJECT.

SIGNATURE: _____
DATE OF SIGNATURE: _____
DATE OF REGISTRATION EXPIRATION: _____

ARCHITECT / ENGINEER SEAL

PROJECT

CITY OF PROVIDENCE
RENOVATIONS
AT
PLEASANT VIEW ELEMENTARY SCHOOL
50 OBADIAH BROWN RD
PROVIDENCE, RI 02909

REVISIONS

MARK	DESCRIPTION	DATE

SHEET TITLE

ELECTRICAL POWER DEMOLITION PLAN - SOUTH

BID DOCUMENTS
SEPTEMBER 19, 2022

DRAWN	CHK'D	PROJECT NO.
DZ	PP	20041

SHEET NO.

EPD101A

9/20/2022, 3:24 PM

THE RECEIPT OF THESE PLANS BY HARD COPY OR ELECTRONIC TRANSMISSION BY USE THEREOF, UNDERSTANDS AND AGREES AS FOLLOWS: - THE ELECTRONIC DATA TRANSMITTED (DWG OR ANY OTHER FORMAT) IS AN "AS IS" RENDITION AND IS NOT WARRANTED BY STUDIOJAED AS TO ACCURACY OF THE DATA - THE RECEIVER WILL COMPARE THE DATA WITH AVAILABLE HARD COPIES. - JAED CORPORATION RETAINS ALL OWNERSHIP, COPYRIGHT, AND OTHER INTELLECTUAL PROPERTY INTERESTS IN THE DATA AND INFORMATION ON THE PLANS. - THE RECEIVER WARRANTS THAT IT WILL NOT REPRODUCE OR OTHERWISE MAKE USE OF THE DATA OR PLANS IN ANY ENDEAVOR NOT DIRECTLY RELATED TO THE PROJECT FOR WHICH IT WAS RECEIVED. - THE RECEIVER AGREES TO INDEMNIFY AND HOLD STUDIOJAED HARMLESS FROM ANY AND ALL CLAIMS, DAMAGES, LOSSES AND EXPENSES ARISING OUT OF OR RESULTING THEREFROM. USE OF ELECTRONIC DATA

9/20/2022 3:24 PM

ELECTRICAL LIGHTING DEMOLITION NOTES:

1. ALL EXTERIOR, WALL-MOUNTED, DASHED ON PLAN LIGHT FIXTURES ARE TO BE DEMOLISHED WITH WIRING COMPLETELY BACK TO SOURCE.
2. ALL INTERIOR, DASHED ON PLAN LIGHT FIXTURES ARE TO BE DEMOLISHED WITH WIRING COMPLETELY BACK TO SOURCE, UNLESS NOTED OTHERWISE.

ETR — EXISTING TO REMAIN.

ELD-1 — DISCONNECT AND REMOVE ALL LIGHT SWITCHES INDICATED ON DEMO DRAWING WITH WIRE COMPLETELY BACK TO SOURCE.

ELD-2 — DISCONNECT AND REMOVE ALL EXIT SIGNS INDICATED ON DEMO DRAWING WITH WIRE COMPLETELY BACK TO SOURCE.

ELD-3 — DISCONNECT AND REMOVE ALL LIGHT FIXTURES ON DEMO DRAWING WITH WIRE COMPLETELY BACK TO SOURCE.

ELD-4 — DISCONNECT AND REMOVE LIGHT FIXTURE WITH WIRE COMPLETELY BACK TO SOURCE AND RETAIN BOTH FIXTURE AND WIRE FOR REUSE IN NEW CONSTRUCTION WORK.

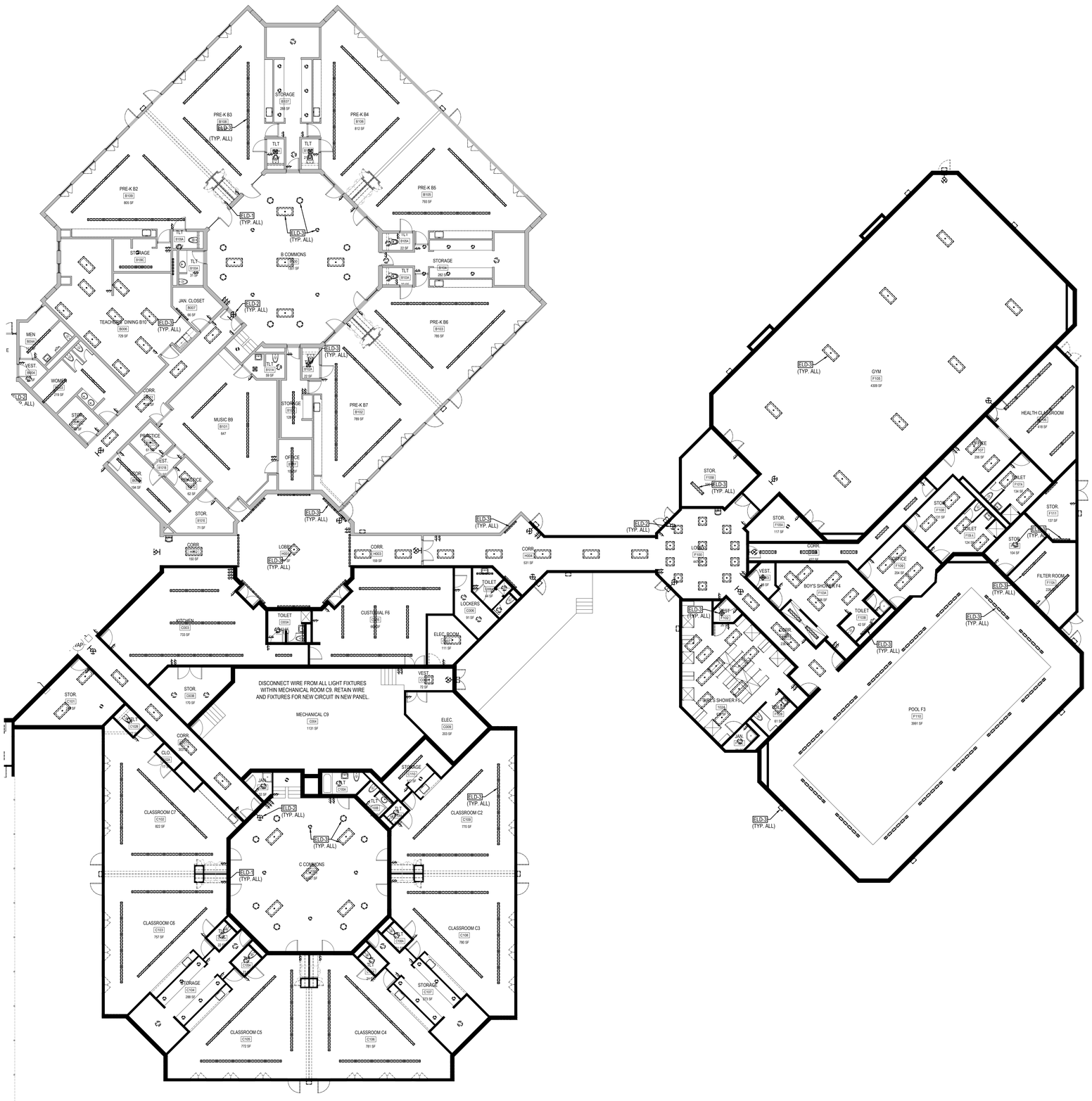

1 ELD101B — ELECTRICAL FIRST FLOOR DEMOLITION PLAN - NORTH

SCALE: 3/32" = 1'-0"

TRUE NORTH

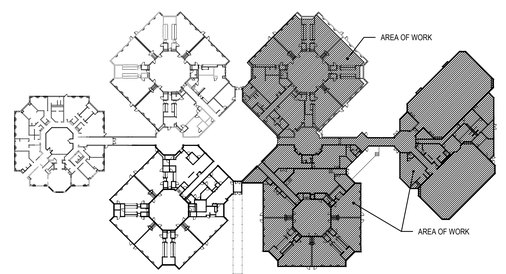

KEY PLAN

SCALE: NTS

TRUE NORTH

STUDIOJAED
ARCHITECTS ◘ ENGINEERS ◘ FACILITIES SOLUTIONS
Website: www.StudioJAED.com
Email: info@StudioJAED.com

MARYLAND OFFICE
213 FRONT STREET, P.O. BOX 754
CRUMPTON, MARYLAND 21628

PROVIDENCE OFFICE
42 WEYBOSSET STREET, STE. 403
PROVIDENCE, RHODE ISLAND 02903
P: (401) 648-0884

DELAWARE OFFICE
2500 WRANGLE HILL ROAD, STE. 110
BEAR, DELAWARE 19701
P: (302) 832-1825

CONSULTANT

THIS DRAWING IS THE PROPERTY OF STUDIOJAED AND IS PREPARED FOR THE EXCLUSIVE USE OF ITS CLIENTS AT THE LOCATION INDICATED. NO OTHER USE IS AUTHORIZED OR INTENDED.

THE PROFESSIONAL SERVICES OF THE ARCHITECT ARE UNDERTAKEN FOR AND ARE PERFORMED IN THE INTEREST OF (NAME OF PERSON EMPLOYING ARCHITECT). NO CONTRACTUAL OBLIGATION IS ASSUMED BY THE ARCHITECT FOR THE BENEFIT OF ANY OTHER PERSON INVOLVED IN THE PROJECT.

SIGNATURE: _____
DATE OF SIGNATURE: _____
DATE OF REGISTRATION EXPIRATION: _____

ARCHITECT / ENGINEER SEAL

PROJECT

CITY OF PROVIDENCE
RENOVATIONS
AT
PLEASANT VIEW ELEMENTARY SCHOOL
50 OBADIAH BROWN RD
PROVIDENCE, RI 02909

REVISIONS

MARK	DESCRIPTION	DATE

SHEET TITLE

ELECTRICAL LIGHTING DEMOLITION PLAN - NORTH

BID DOCUMENTS
SEPTEMBER 19, 2022

DRAWN	CHK'D	PROJECT NO.
DZ	PP	20041

SHEET NO.

ELD101B

THE RECEIVER OF THESE PLANS BY HARD COPY OR ELECTRONIC TRANSMISSION BY USE THEREOF UNDERSTANDS AND AGREES AS FOLLOWS: - THE ELECTRONIC DATA TRANSMITTED (TEXT) MAY BE ALTERED DURING TRANSIT AND TRANSLATION. - JAED CORPORATION DO NOT WARRANT OR MAKE ANY REPRESENTATIONS WITH RESPECT TO THE ACCURACY OF THE DATA. - THE RECEIVER WILL COMPARE THE DATA WITH AVAILABLE HARD COPIES. - JAED CORPORATION RETAINS ALL OWNERSHIP, COPYRIGHT, AND OTHER INTELLECTUAL PROPERTY INTERESTS IN THE DATA AND INFORMATION ON THE PLANS. - THE RECEIVER WARRANTS THAT IT WILL NOT REPRODUCE OR OTHERWISE MAKE USE OF THE DATA OR PLANS IN ANY ENDEAVOR NOT DIRECTLY RELATED TO THE PROJECT FOR WHICH IT RECEIVED THE DATA AND PLANS AND AGREES TO DELETE ALL SUCH DATA AND PLANS IN ITS POSSESSION AT THE CONCLUSION OF SERVICES. - THE RECEIVER SHALL INDEMNIFY JAED CORPORATION FOR ANY CLAIMS, DAMAGES, LOSSES AND EXPENSES ARISING OUT OF OR RESULTING THEREFROM. USE OF ELECTRONIC DATA

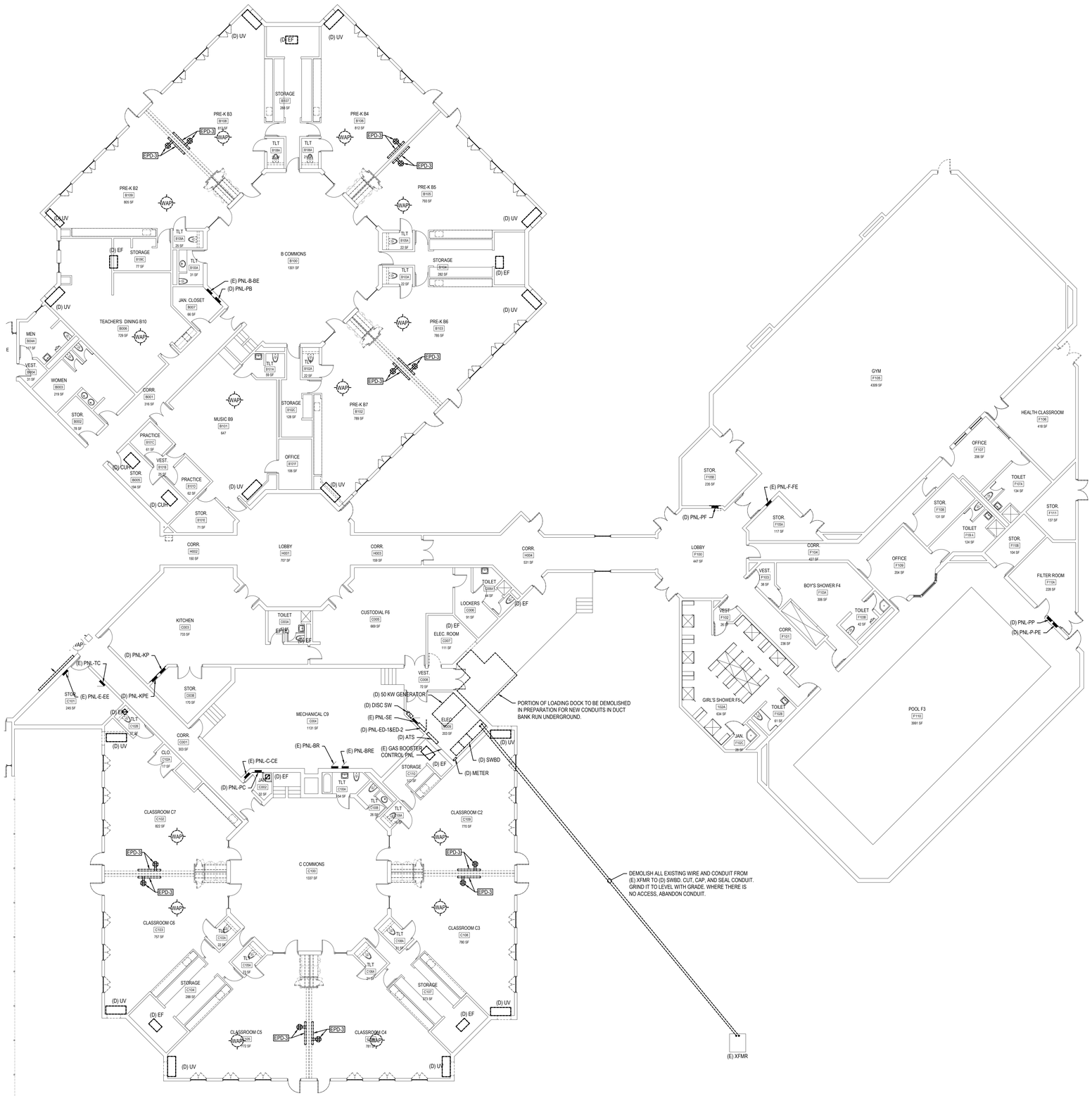

1 EPD101B — ELECTRICAL FIRST FLOOR DEMOLITION PLAN - NORTH

SCALE: 3/32" = 1'-0"

ELECTRICAL POWER DEMOLITION NOTES:

1. DISCONNECT AND REMOVE ALL WAP'S AND RETAIN FOR FUTURE USE. UNLESS OTHERWISE SHOWN OR STATED, EXISTING WAP DATA OUTLETS TO REMAIN IN PLACE. IN CASES WHERE A WAP DATA OUTLET DOES NOT EXIST AND CABLE IS DIRECTLY CONNECTED TO WAP, LEAVE CABLING IN PLACE TO BE RE-TERMINATED WITH A NEW OUTLET. SEE DETAILS 4/E-500 AND 5/E-500.
2. FROM ALL DEMO MECHANICAL EQUIPMENT, DISCONNECT AND REMOVE ALL STARTERS, CONTROLLERS, DISCONNECT SWITCHES, WIRE, CONDUIT, ETC. COMPLETELY BACK TO SOURCE. SEE MD101A AND MD101B FOR DETAILS.
3. ON ALL WALLS BEING DEMOLISHED, DISCONNECT AND REMOVE ALL ELECTRICAL DEVICES, INCLUDING BUT NOT LIMITED TO, POWER RECEPTACLES, DATA OUTLETS, IFP SCREENS, PROJECTORS, SMART BOARDS, SPEAKERS, SECURITY MOTION SENSORS, AND TELEPHONE OUTLETS WITH WIRE, CABLING, AND CONDUIT COMPLETELY BACK TO SOURCE.
4. UNLESS OTHERWISE SHOWN OR STATED, ALL EXISTING TELEPHONE OUTLETS SHALL REMAIN AND SHALL REMAIN OPERATIONAL. REMOVE ALL EXISTING PHONES IN AREAS TO BE DEMOLISHED AND TURN THEM OVER TO THE OWNER.

ETR — EXISTING TO REMAIN. INCLUDES IDF AND SONITROL BOX IN IDF ROOM.

EPD-1 — DISCONNECT AND REMOVE SPEAKERS WITH WIRE TEMPORARILY TO FACILITATE ARCHITECTURAL WORK.

EPD-2 — DISCONNECT AND REMOVE WAP'S AND RETAIN FOR FUTURE USE. DEMOLISH ALL CABLING BACK TO SOURCE.

EPD-3 — DISCONNECT AND REMOVE SMART BOARD/PROJECTOR OR IFP WITH ASSOCIATED A/V CABLING AND OUTLETS. DISCONNECT AND REMOVE QUAD RECEPTACLE. SMARTBOARD/PROJECTOR(S) AND IFP'S ARE TO BE TURNED OVER TO THE OWNER. RETAIN CIRCUIT WIRING FOR NEW QUAD RECEPTACLES IN NEW CONSTRUCTION WORK.

EPD-4 — TEMPORARILY DISCONNECT AND REMOVE PROJECTOR AND SCREEN TO FACILITATE ARCHITECTURAL WORK. REINSTALL WITH REQUIRED WIRING EXTENSIONS.

EPD-5 — EXISTING VIDEO SURVEILLANCE CAMERA TO REMAIN. DEMOLISH CABLING BACK TO SOURCE.

EPD-6 — DISCONNECT AND DEMOLISH ALL COPPER DATA CABLING TO PATCH PANELS IN IDF. DISCONNECT AND DEMOLISH FIBER OPTIC CABLING FROM IDF TO MDF. DEMOLISH EXISTING CAT5E PATCH PANEL IN RACK. RETAIN IDF AND ALL ASSOCIATED EQUIPMENT INSTALLED IN IDF RACK FOR RELOCATION IN NEW CONSTRUCTION WORK. G-POD IDF IS THE INTERNET SERVICE ENTRANCE FOR THE BUILDING. CONTRACTOR SHALL MINIMIZE TIME BETWEEN DEACTIVATION IN EXISTING LOCATION TO ACTIVATION IN NEW LOCATION OF IDF. CLOSE COORDINATION BETWEEN THE OWNER AND INTERNET SERVICE PROVIDER(S) IS REQUIRED.

EPD-7 — EXISTING SONITROL INTRUSION DETECTION BOX TO BE RELOCATED TO NEW IDF CLOSET. DISCONNECT ALL CABLING TO BOX FROM ASSOCIATED DEVICES. RE-CABLE ALL DEVICES TO BOX IN NEW LOCATION.

EPD-8 — DISCONNECT AND REMOVE CLOCK/SPEAKER COMBINATION DEVICES WITH WIRE TEMPORARILY TO FACILITATE ARCHITECTURAL WORK. RETAIN FOR REUSE IN NEW CONSTRUCTION WORK. DEVICES THAT ARE NOT REUSED ARE TO BE TURNED OVER TO THE OWNER.

EPD-9 — DISCONNECT AND REMOVE SMART BOARD/PROJECTOR OR IFP AND ALL ASSOCIATED A/V CABLING, OUTLETS, RACEWAY, ETC., AND TURN OVER TO THE OWNER.

*** PRIOR TO ALL SURFACES GETTING REPAINTED WITHIN THE SCHOOL, ALL EXISTING ELECTRICAL AND TELECOMMUNICATION DEVICES ARE TO BE DISCONNECTED AND REMOVED TEMPORARILY. IN ADDITION, ALL FACE/COVER PLATES FOR ALL DEVICES ARE TO BE REMOVED TEMPORARILY. ONCE THE ENTIRE PAINT JOB IS COMPLETED IN THE SCHOOL, ALL FACE/COVER PLATES ARE TO BE PLACED BACK, AND ALL ELECTRICAL AND TELECOMMUNICATION DEVICES ARE TO BE RECONNECTED.**

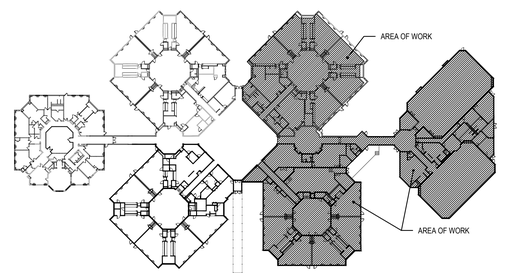

KEY PLAN

SCALE: NTS

STUDIOJAED
ARCHITECTS ◘ ENGINEERS ◘ FACILITIES SOLUTIONS
Website: www.StudioJAED.com
Email: info@StudioJAED.com

PROVIDENCE OFFICE
42 WEYBOSSET STREET, STE. 403
PROVIDENCE, RHODE ISLAND 02903
P: (401) 648-0844

MARYLAND OFFICE
213 FRONT STREET, P.O. BOX 254
CRUMPTON, MARYLAND 21625

DELAWARE OFFICE
2500 WRANGLE HILL ROAD, STE. 110
BEAR, DELAWARE 19701
P: (302) 832-1825

CONSULTANT

THIS DRAWING IS THE PROPERTY OF STUDIOJAED AND IS PREPARED FOR THE EXCLUSIVE USE OF ITS CLIENTS AT THE LOCATION INDICATED. NO OTHER USE IS AUTHORIZED OR INTENDED.

THE PROFESSIONAL SERVICES OF THE ARCHITECT ARE UNDERTAKEN FOR AND ARE PERFORMED IN THE INTEREST OF (NAME OF PERSON EMPLOYING ARCHITECT). NO CONTRACTUAL OBLIGATION IS ASSUMED BY THE ARCHITECT FOR THE BENEFIT OF ANY OTHER PERSON INVOLVED IN THE PROJECT.

SIGNATURE: _____
DATE OF SIGNATURE: _____
DATE OF REGISTRATION EXPIRATION: _____

ARCHITECT / ENGINEER SEAL

PROJECT

CITY OF PROVIDENCE
RENOVATIONS
AT
PLEASANT VIEW ELEMENTARY SCHOOL
50 OBADIAH BROWN RD
PROVIDENCE, RI 02909

REVISIONS

MARK	DESCRIPTION	DATE

SHEET TITLE

ELECTRICAL POWER DEMOLITION PLAN - NORTH

BID DOCUMENTS
SEPTEMBER 19, 2022

DRAWN	CHK'D	PROJECT NO.
DZ	PP	20041

SHEET NO.

EPD101B

9/20/2022 3:25 PM

ELECTRICAL DEMOLITION NOTES:

1. FROM ALL DEMO MECHANICAL EQUIPMENT, DISCONNECT AND REMOVE ALL STARTERS, CONTROLLERS, DISCONNECT SWITCHES, AND WIRE COMPLETELY BACK TO SOURCE. CONTRACTOR TO VERIFY LOCATIONS OF ALL CONDUITS VISIBLE WITHIN THE BUILDING THAT ARE TO BE REMOVED AND CAPPED AS REQUIRED.

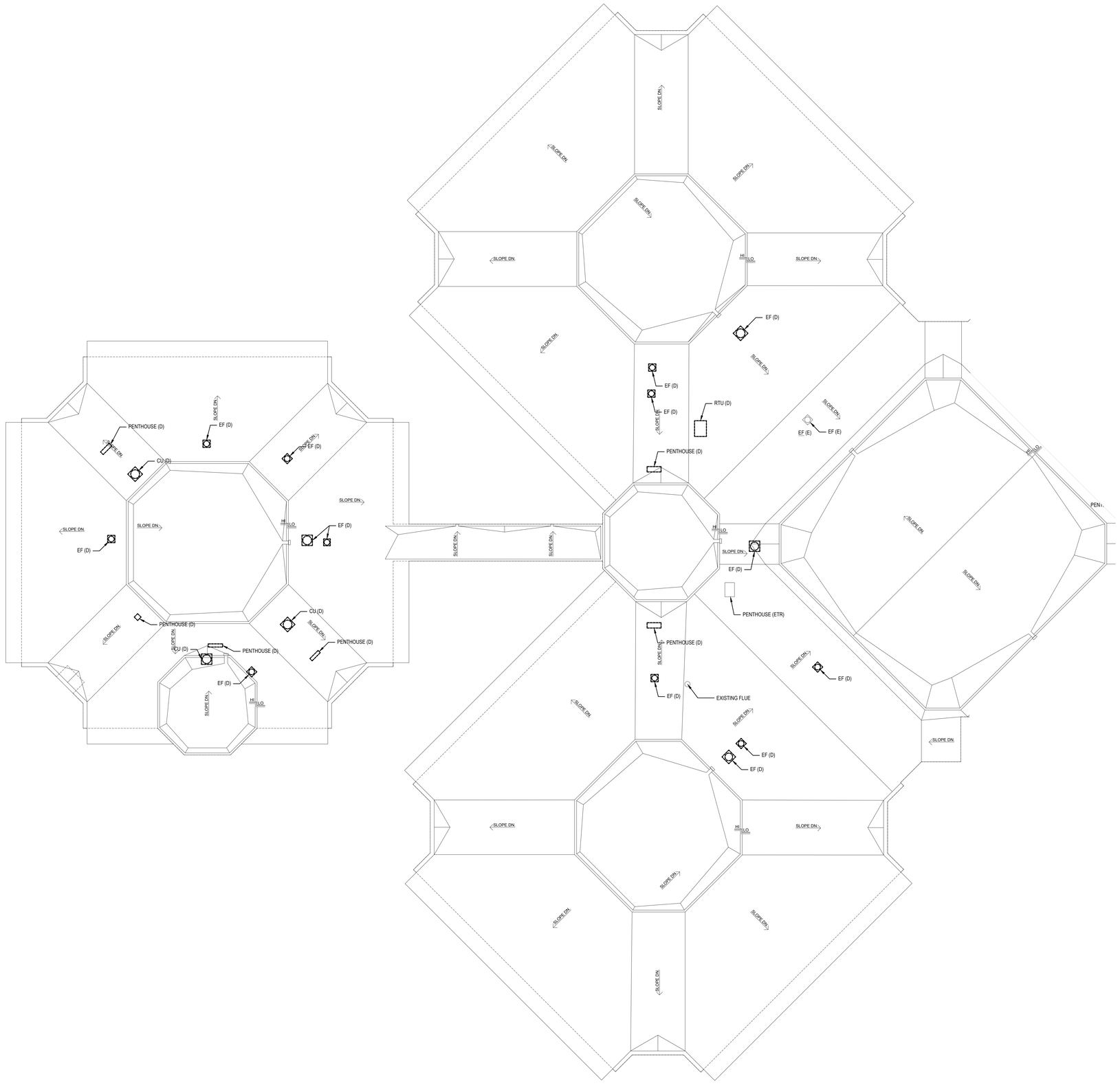

1 ED102A ELECTRICAL ROOF DEMOLITION PLAN - SOUTH

SCALE: 3/32" = 1'-0"

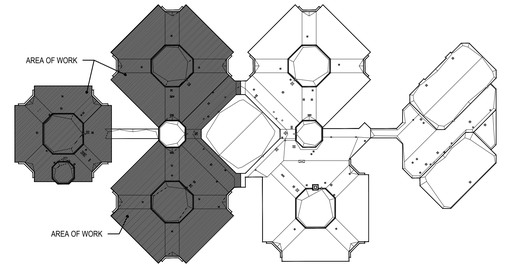

KEY PLAN

SCALE: NTS

STUDIO JAED
ARCHITECTS ▫ ENGINEERS ▫ FACILITIES SOLUTIONS
Website: www.StudioJAED.com
Email: info@StudioJAED.com

DELAWARE OFFICE
2500 WRANGLE HILL ROAD, STE. 110
BEAR, DELAWARE 19701
P: (302) 832-1652

PROVIDENCE OFFICE
42 WEYBOSSET STREET, STE. 403
PROVIDENCE, RHODE ISLAND 02903
P: (401) 648-8884

MARYLAND OFFICE
213 FRONT STREET, P.O. BOX 254
CRUMPTON, MARYLAND 21625

CONSULTANT

THIS DRAWING IS THE PROPERTY OF STUDIOJAED AND IS PREPARED FOR THE EXCLUSIVE USE OF ITS CLIENTS AT THE LOCATION INDICATED. NO OTHER USE IS AUTHORIZED OR INTENDED.

THE PROFESSIONAL SERVICES OF THE ARCHITECT ARE UNDERTAKEN FOR AND ARE PERFORMED IN THE INTEREST OF [NAME OF PERSON EMPLOYING ARCHITECT]. NO CONTRACTUAL OBLIGATION IS ASSUMED BY THE ARCHITECT FOR THE BENEFIT OF ANY OTHER PERSON INVOLVED IN THE PROJECT.

SIGNATURE: _____
DATE OF SIGNATURE: _____
DATE OF REGISTRATION EXPIRATION: _____

ARCHITECT / ENGINEER SEAL

PROJECT

CITY OF PROVIDENCE
RENOVATIONS
AT
PLEASANT VIEW ELEMENTARY SCHOOL
50 OBADIAH BROWN RD
PROVIDENCE, RI 02909

REVISIONS

MARK	DESCRIPTION	DATE

SHEET TITLE

ELECTRICAL DEMOLITION ROOF PLAN - SOUTH

BID DOCUMENTS
SEPTEMBER 19, 2022

DRAWN	CHK'D	PROJECT NO.
DZ	PP	20041

SHEET NO.

ED102A

THE RECEIVER OF THESE PLANS BY HAND COPY OR ELECTRONIC TRANSMISSION BY USE THEREOF UNDERSTANDS AND AGREES AS FOLLOWS: "THE ELECTRONIC DATA TRANSMITTED (DATA) MAY BE ALTERED DURING TRANSIT AND TRANSLATION. " JAED CORPORATION DO NOT WARRANT OR MAKE ANY REPRESENTATIONS WITH RESPECT TO THE ACCURACY OF THE DATA. " THE RECEIVER WILL COMPARE THE DATA WITH AVAILABLE HARD COPIES. " JAED CORPORATION RETAINS ALL OWNERSHIP, COPYRIGHT, AND OTHER INTELLECTUAL PROPERTY INTERESTS IN THE DATA AND INFORMATION ON THE PLANS. " THE RECEIVER WARRANTS THAT IT WILL NOT REPRODUCE OR OTHERWISE MAKE USE OF THE DATA OR PLANS IN ANY ENDEAVOR NOT DIRECTLY RELATED TO THE PROJECT FOR WHICH IT WAS PROVIDED. " THE RECEIVER SHALL MAKE NO CLAIM FOR INSTANT, ANY ACTION IN LAW OR EQUITY AGAINST JAED CORPORATION WITH RESPECT TO ANY DEFECT ERROR OR OMISSION IN THE DATA. " THE RECEIVER AGREES TO THE FULLEST EXTENT PERMITTED BY LAW TO DEFEND, INDEMNIFY AND HOLD HARMLESS JAED CORPORATION FROM AND AGAINST ALL CLAIMS, DAMAGES, LIABILITIES AND COSTS INCLUDING REASONABLE ATTORNEYS FEES AND COSTS OF DEFENSE ARISING OUT OF OR RESULTING FROM THE USE OF ELECTRONIC DATA.

9/20/2022 3:25 PM

ELECTRICAL DEMOLITION NOTES:

1. FROM ALL DEMO MECHANICAL EQUIPMENT, DISCONNECT AND REMOVE ALL STARTERS, CONTROLLERS, DISCONNECT SWITCHES, AND WIRE COMPLETELY BACK TO SOURCE. CONTRACTOR TO VERIFY LOCATIONS OF ALL CONDUITS VISIBLE WITHIN THE BUILDING THAT ARE TO BE REMOVED AND CAPPED AS REQUIRED.

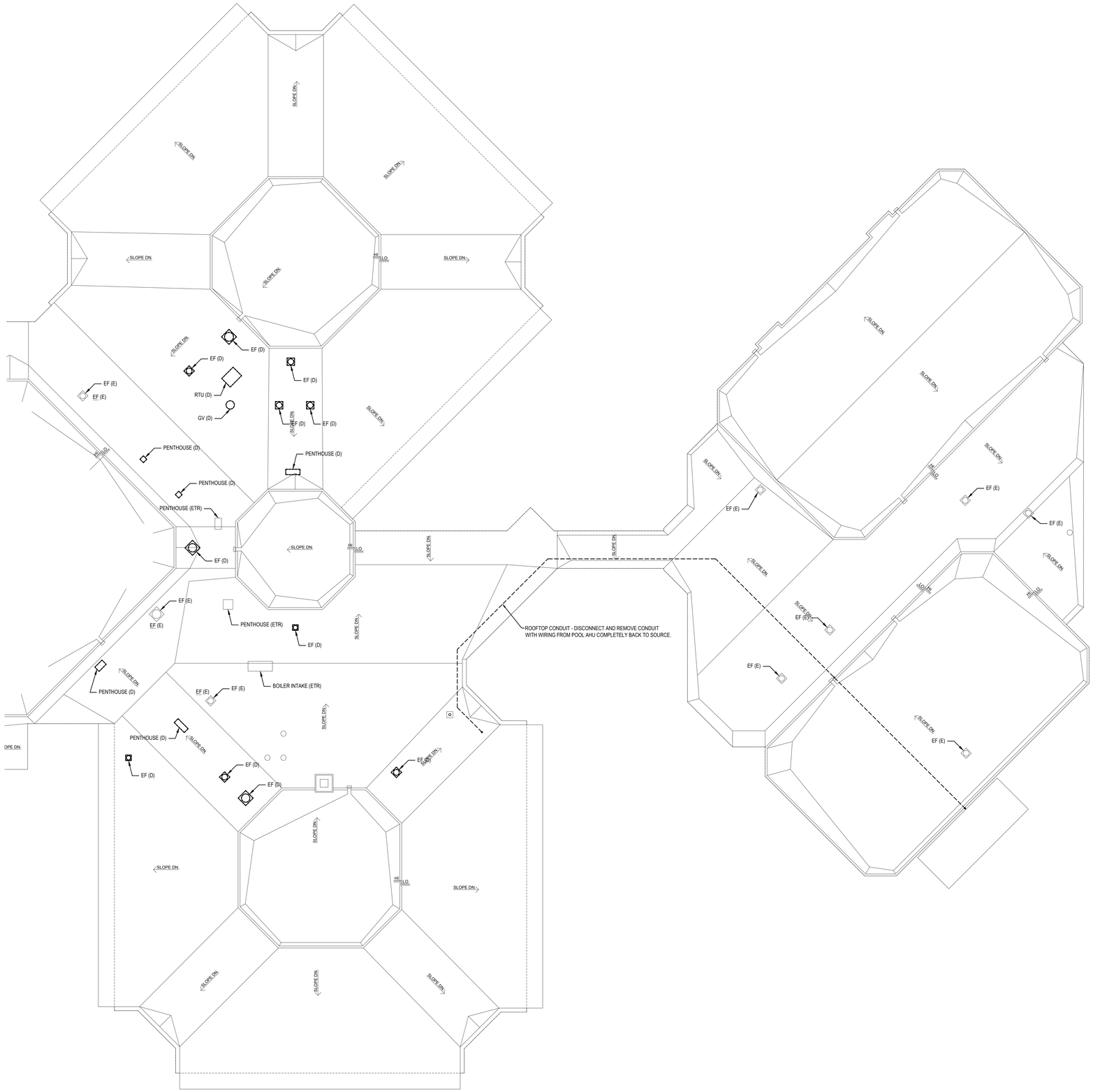

1 ED102B ELECTRICAL ROOF DEMOLITION PLAN - NORTH

SCALE: 3/32" = 1'-0"

TRUE NORTH

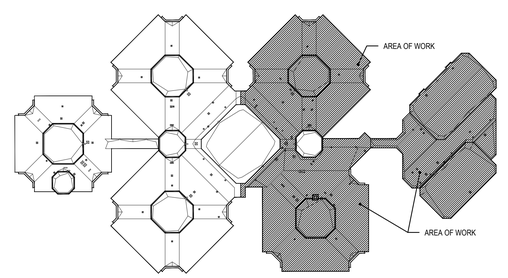

KEY PLAN

SCALE: NTS

TRUE NORTH

STUDIOJAED
ARCHITECTS ▫ ENGINEERS ▫ FACILITIES SOLUTIONS
Website: www.StudioJAED.com
Email: info@StudioJAED.com

DELAWARE OFFICE
2500 WRANGLE HILL ROAD, STE. 110
BEAR, DELAWARE 19701
P: (302) 832-1652

PROVIDENCE OFFICE
42 WEYBOSSET STREET, STE. 403
PROVIDENCE, RHODE ISLAND 02903
P: (401) 648-6884

MARYLAND OFFICE
213 FRONT STREET, P.O. BOX 254
CRUMPTON, MARYLAND 21625

CONSULTANT

THIS DRAWING IS THE PROPERTY OF STUDIOJAED AND IS PREPARED FOR THE EXCLUSIVE USE OF ITS CLIENTS AT THE LOCATION INDICATED. NO OTHER USE IS AUTHORIZED OR INTENDED.

THE PROFESSIONAL SERVICES OF THE ARCHITECT ARE UNDERTAKEN FOR AND ARE PERFORMED IN THE INTEREST OF [NAME OF PERSON EMPLOYING ARCHITECT]. NO CONTRACTUAL OBLIGATION IS ASSUMED BY THE ARCHITECT FOR THE BENEFIT OF ANY OTHER PERSON INVOLVED IN THE PROJECT.

SIGNATURE: _____
DATE OF SIGNATURE: _____
DATE OF REGISTRATION EXPIRATION: _____

ARCHITECT / ENGINEER SEAL

PROJECT

CITY OF PROVIDENCE RENOVATIONS
AT
PLEASANT VIEW ELEMENTARY SCHOOL
50 OBADIAH BROWN RD
PROVIDENCE, RI 02909

REVISIONS

MARK	DESCRIPTION	DATE

SHEET TITLE

ELECTRICAL DEMOLITION ROOF PLAN - NORTH

BID DOCUMENTS
SEPTEMBER 19, 2022

DRAWN	CHK'D	PROJECT NO.
DZ	PP	20041

SHEET NO.

ED102B

THE RECEIVER OF THESE PLANS BY HAND COPY OR ELECTRONIC TRANSMISSION BY USE THEREOF UNDERSTANDS AND AGREES AS FOLLOWS: "THE ELECTRONIC DATA TRANSMITTED (DATA") MAY BE ALTERED DURING TRANSIT AND TRANSLATION. " JAED CORPORATION DO NOT WARRANT OR MAKE ANY REPRESENTATIONS WITH RESPECT TO THE ACCURACY OF THE DATA. " THE RECEIVER WILL COMPARE THE DATA WITH AVAILABLE HARD COPIES. " JAED CORPORATION RETAINS ALL OWNERSHIP, COPYRIGHT, AND OTHER INTELLECTUAL PROPERTY INTERESTS IN THE DATA AND INFORMATION ON THE PLANS. " THE RECEIVER WARRANTS THAT IT WILL NOT REPRODUCE OR OTHERWISE MAKE USE OF THE DATA OR PLANS IN ANY ENDEAVOR NOT DIRECTLY RELATED TO THE PROJECT FOR WHICH IT WAS PROVIDED. " THE RECEIVER SHALL MAKE NO CLAIM FOR INTENTIONAL ANY ACTION IN LAW OR EQUITY AGAINST JAED CORPORATION WITH RESPECT TO ANY DEFECT ERROR OR OMISSION IN THE DATA. " THE RECEIVER AGREES TO THE FULLEST EXTENT PERMITTED BY LAW TO DEFEND, INDEMNIFY AND HOLD HARMLESS JAED CORPORATION FROM AND AGAINST ALL CLAIMS, DAMAGES, LIABILITIES AND COSTS, INCLUDING REASONABLE ATTORNEYS FEES AND COSTS OF DEFENSE, ARISING OUT OF OR RESULTING FROM THE USE OF ELECTRONIC DATA.

9/20/2022 3:25 PM

ELECTRICAL LIGHTING NOTES:

1. PROVIDE ALL NEW LIGHT FIXTURES AND EXIT SIGNS AS SHOWN WITH NEW WIRING AND CONDUIT AS REQUIRED.
2. SEE EC101A/EC101B FOR LIGHTING CONTROLS AND DETAILS.

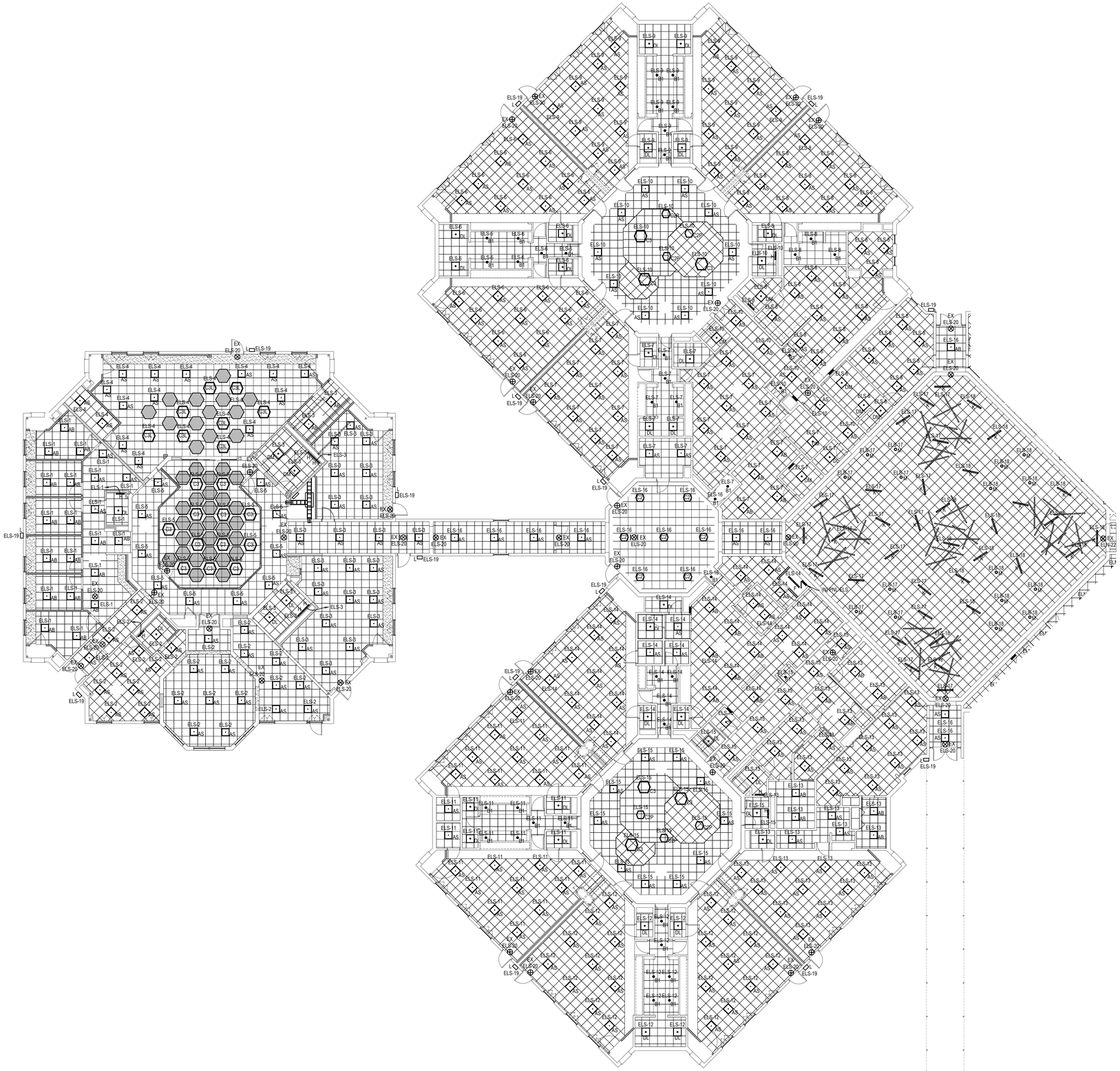

1 / EL101A ELECTRICAL FIRST FLOOR LIGHTING PLAN - SOUTH

SCALE: 3/32" = 1'-0"

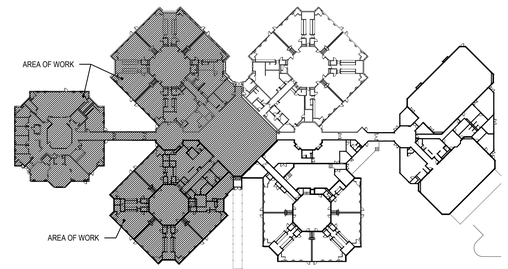

KEY PLAN

SCALE: NTS

STUDIO JAED
ARCHITECTS ▫ ENGINEERS ▫ FACILITIES SOLUTIONS
Website: www.StudioJAED.com
Email: info@StudioJAED.com

DELAWARE OFFICE
2500 WRANGLE HILL ROAD, STE. 110
BEAR, DELAWARE 19701
P: (302) 832-1652

PROVIDENCE OFFICE
42 WEYBOSSET STREET, STE. 403
PROVIDENCE, RHODE ISLAND 02903
P: (401) 648-6884

MARYLAND OFFICE
213 FRONT STREET, P.O. BOX 254
CRUMPTON, MARYLAND 21625

CONSULTANT

THIS DRAWING IS THE PROPERTY OF STUDIOJAED AND IS PREPARED FOR THE EXCLUSIVE USE OF ITS CLIENTS AT THE LOCATION INDICATED. NO OTHER USE IS AUTHORIZED OR INTENDED.

THE PROFESSIONAL SERVICES OF THE ARCHITECT ARE UNDERTAKEN FOR AND ARE PERFORMED IN THE INTEREST OF [NAME OF PERSON EMPLOYING ARCHITECT]. NO CONTRACTUAL OBLIGATION IS ASSUMED BY THE ARCHITECT FOR THE BENEFIT OF ANY OTHER PERSON INVOLVED IN THE PROJECT.

SIGNATURE: _____
DATE OF SIGNATURE: _____
DATE OF REGISTRATION EXPIRATION: _____

ARCHITECT / ENGINEER SEAL

PROJECT

CITY OF PROVIDENCE
RENOVATIONS
AT
PLEASANT VIEW ELEMENTARY SCHOOL

50 OBADIAH BROWN RD
PROVIDENCE, RI 02909

REVISIONS

MARK	DESCRIPTION	DATE

SHEET TITLE

ELECTRICAL LIGHTING PLAN - SOUTH

BID DOCUMENTS
SEPTEMBER 19, 2022

DRAWN	CHK'D	PROJECT NO.
DZ	PP	20041

SHEET NO.

EL101A

THE RECEIVER OF THESE PLANS BY HARD COPY OR ELECTRONIC TRANSMISSION BY USE THEREOF UNDERSTANDS AND AGREES AS FOLLOWS: - THE ELECTRONIC DATA TRANSMITTED COULD HAVE BEEN ALTERED DURING TRANSIT AND TRANSLATION. - JAED CORPORATION DO NOT WARRANT OR MAKE ANY REPRESENTATIONS WITH RESPECT TO THE ACCURACY OF THE DATA. - THE RECEIVER WILL COMPARE THE DATA WITH AVAILABLE HARD COPIES. - JAED CORPORATION RETAINS ALL OWNERSHIP, COPYRIGHT, AND OTHER INTELLECTUAL PROPERTY INTERESTS IN THE DATA AND INFORMATION ON THE PLANS. - THE RECEIVER WARRANTS THAT IT WILL NOT REPRODUCE OR OTHERWISE MAKE USE OF THE DATA OR PLANS IN ANY ENDEAVOR NOT DIRECTLY RELATED TO THE PROJECT FOR WHICH IT WAS PROVIDED. - THE RECEIVER WILL MAKE NO CLAIM FOR INDEMNIFICATION AND ACTUAL INJURY OR DEFECTS AGAINST JAED CORPORATION WITH RESPECT TO ANY DEFECT ERRORS OR OMISSIONS IN THE DATA. - THE RECEIVER AGREES TO THE FULLEST EXTENT PERMITTED BY LAW TO INDEMNIFY AND HOLD HARMLESS JAED CORPORATION FROM AND AGAINST ALL CLAIMS, DAMAGES, LOSS AND EXPENSES, INCLUDING ALL ATTORNEYS FEES AND COSTS OF DEFENSE ARISING OUT OF OR RESULTING FROM THE USE OF ELECTRONIC DATA.

9/20/2022 3:26 PM

THE RECEIVER OF THESE PLANS BY HARD COPY OR ELECTRONIC TRANSMISSION BY USE THEREOF UNDERSTANDS AND AGREES AS FOLLOWS: "THE ELECTRONIC DATA TRANSMITTED STARTUP MAY BE ALTERED DURING TRANSIT AND TRANSLATION. " (AEC) CORPORATION DO NOT WARRANT OR MAKE ANY REPRESENTATIONS WITH RESPECT TO THE ACCURACY OF THE DATA. 1 THE RECEIVER WILL COMPARE THE DATA WITH AVAILABLE HARD COPIES. 2 (AEC) CORPORATION RETAINS ALL OWNERSHIP, COPYRIGHT, AND OTHER INTELLECTUAL PROPERTY INTERESTS IN THE DATA AND INFORMATION ON THE PLANS. - THE RECEIVER WARRANTS THAT IT WILL NOT REPRODUCE OR OTHERWISE MAKE USE OF THE DATA OR PLANS IN ANY ENDEAVOR NOT DIRECTLY RELATED TO THE PROJECT FOR WHICH IT HAS BEEN RECEIVED. 3 EXTENDS TO ANY SUBCONTRACTOR OR SUPPLIER OF ANY KIND OR NATURE WHATSOEVER. 4 (AEC) CORPORATION DO NOT WARRANT OR MAKE ANY REPRESENTATIONS WITH RESPECT TO THE ACCURACY OF THE DATA. 5 THE RECEIVER SHALL COMPARE THE DATA WITH AVAILABLE HARD COPIES. 6 (AEC) CORPORATION RETAINS ALL OWNERSHIP, COPYRIGHT, AND OTHER INTELLECTUAL PROPERTY INTERESTS IN THE DATA AND INFORMATION ON THE PLANS. - THE RECEIVER WARRANTS THAT IT WILL NOT REPRODUCE OR OTHERWISE MAKE USE OF THE DATA OR PLANS IN ANY ENDEAVOR NOT DIRECTLY RELATED TO THE PROJECT FOR WHICH IT HAS BEEN RECEIVED. 7 EXTENDS TO ANY SUBCONTRACTOR OR SUPPLIER OF ANY KIND OR NATURE WHATSOEVER. 8 THE RECEIVER OF THESE PLANS BY HARD COPY OR ELECTRONIC TRANSMISSION BY USE THEREOF UNDERSTANDS AND AGREES AS FOLLOWS: "THE ELECTRONIC DATA TRANSMITTED STARTUP MAY BE ALTERED DURING TRANSIT AND TRANSLATION. " (AEC) CORPORATION DO NOT WARRANT OR MAKE ANY REPRESENTATIONS WITH RESPECT TO THE ACCURACY OF THE DATA. 1 THE RECEIVER WILL COMPARE THE DATA WITH AVAILABLE HARD COPIES. 2 (AEC) CORPORATION RETAINS ALL OWNERSHIP, COPYRIGHT, AND OTHER INTELLECTUAL PROPERTY INTERESTS IN THE DATA AND INFORMATION ON THE PLANS. - THE RECEIVER WARRANTS THAT IT WILL NOT REPRODUCE OR OTHERWISE MAKE USE OF THE DATA OR PLANS IN ANY ENDEAVOR NOT DIRECTLY RELATED TO THE PROJECT FOR WHICH IT HAS BEEN RECEIVED. 3 EXTENDS TO ANY SUBCONTRACTOR OR SUPPLIER OF ANY KIND OR NATURE WHATSOEVER. 4 (AEC) CORPORATION DO NOT WARRANT OR MAKE ANY REPRESENTATIONS WITH RESPECT TO THE ACCURACY OF THE DATA. 5 THE RECEIVER SHALL COMPARE THE DATA WITH AVAILABLE HARD COPIES. 6 (AEC) CORPORATION RETAINS ALL OWNERSHIP, COPYRIGHT, AND OTHER INTELLECTUAL PROPERTY INTERESTS IN THE DATA AND INFORMATION ON THE PLANS. - THE RECEIVER WARRANTS THAT IT WILL NOT REPRODUCE OR OTHERWISE MAKE USE OF THE DATA OR PLANS IN ANY ENDEAVOR NOT DIRECTLY RELATED TO THE PROJECT FOR WHICH IT HAS BEEN RECEIVED. 7 EXTENDS TO ANY SUBCONTRACTOR OR SUPPLIER OF ANY KIND OR NATURE WHATSOEVER. 8 9/20/2022 3:26 PM

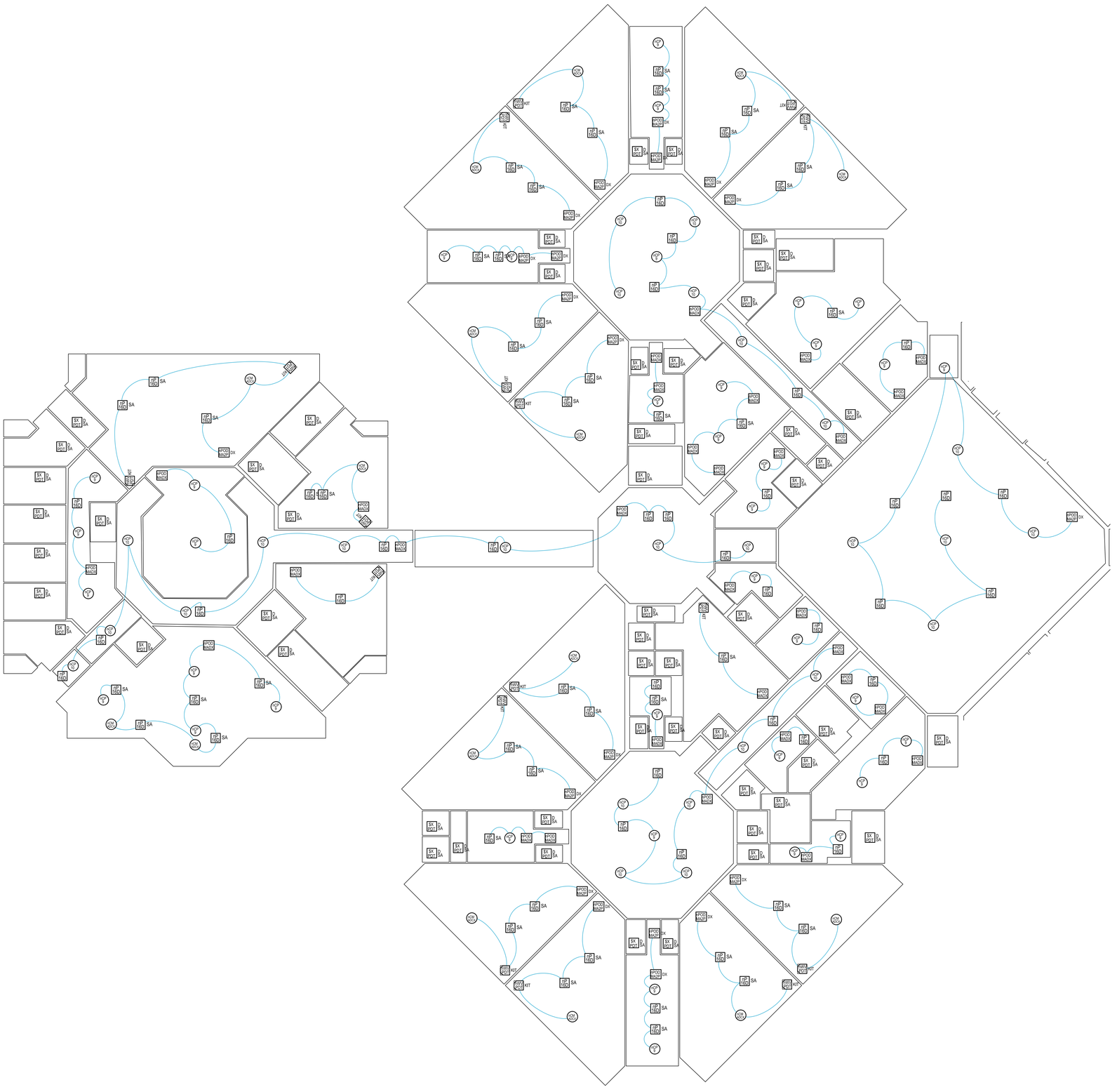

1 EC101A — ELECTRICAL LIGHTING CONTROLS PLAN - SOUTH

SCALE: 3/32" = 1'-0"

Created by Kenny Lindstrom
Design 1
Project: PVES

3	nBRG 8KIT	BG1 NBRG 8 KIT nLight Bridge, Kit
62	nP 16D	DP1 NPP16 D EFP Power/Relay Pack, Dimming, External Fault Protection
80	nP 16D SA	DP2 NPP16 D EFP SA Power/Relay Pack, Dimming, External Fault Protection, Vacancy (default) or Auto-On
8	nCM 6	OS1 NCM 6 Low Voltage Ceiling Mount Sensor, High Bay 360° Lens
6	nCM 10	OS2 NCM 10 Low Voltage Ceiling Mount Sensor, Large Motion / Extended Range 360° Lens
32	nWV PDT KIT	OS3 NWV PDT 16 KIT Low Voltage Corner Mount Sensor, Passive Dual Technology, 16 , Kit
67	nCP 9	OS4 NCM PDT 9 Low Voltage Ceiling Mount Sensor, Passive Dual Technology, Small Motion / Standard Range 360° Lens
49	nCP 10	OS5 NCM PDT 10 Low Voltage Ceiling Mount Sensor, Passive Dual Technology, Large Motion / Extended Range 360° Lens
28	nCM ADCX	PC1 NCM ADCX Low Voltage Ceiling Mount Sensor, Photocontrol w/ Auto Dimming; No Wires
1	nPS-80	PS1 NPS 80 Power Supply, 80 mA
1	nECY GFXK	SC1 NECY MVOLT ENC GFXK nLight Eclypse, 120-277 VAC, Enclosure for nLight ECLYPSE, nGWY2 GFX and PS 150 Power Supply
100	$X PDT D SA	SO1 WSXA PDT D SA XX Wall Switch Sensor, Passive Dual Technology, Dimming, Vacancy (default) or Auto-On
62	nPOD MADX	SW1 NPODMA DX XX nLight Wired Aesthetic Wallpod, Raise/Lower Dimming Without Wires
40	nPOD MA2P DX	SW2 NPODMA 2P DX XX nLight Wired Aesthetic Wallpod, 2-Pole, Raise/Lower Dimming Without Wires

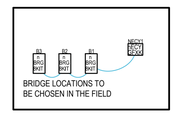

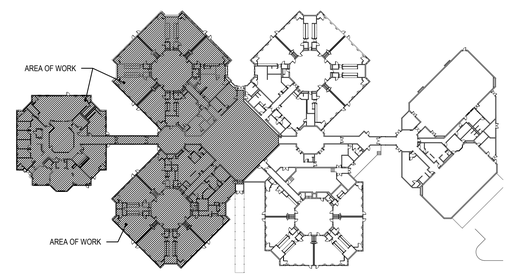

KEY PLAN

SCALE: NTS

STUDIOJAED
ARCHITECTS ◘ ENGINEERS ◘ FACILITIES SOLUTIONS
Website: www.StudioJAED.com
Email: info@StudioJAED.com

PROVIDENCE OFFICE
42 WEYBOSSET STREET, SITE 403
PROVIDENCE, RHODE ISLAND 02903
P: (401) 648-0884

MARYLAND OFFICE
213 FRONT STREET, P.O. BOX 254
CRUMPTON, MARYLAND 21628

DELAWARE OFFICE
2500 WRANGLE HILL ROAD, SITE 110
BEAR, DELAWARE 19701
P: (302) 832-1825

CONSULTANT

THIS DRAWING IS THE PROPERTY OF STUDIOJAED AND IS PREPARED FOR THE EXCLUSIVE USE OF ITS CLIENTS AT THE LOCATION INDICATED. NO OTHER USE IS AUTHORIZED OR INTENDED.

THE PROFESSIONAL SERVICES OF THE ARCHITECT ARE UNDERTAKEN FOR AND ARE PERFORMED IN THE INTEREST OF [NAME OF PERSON EMPLOYING ARCHITECT]. NO CONTRACTUAL OBLIGATION IS ASSUMED BY THE ARCHITECT FOR THE BENEFIT OF ANY OTHER PERSON INVOLVED IN THE PROJECT.

SIGNATURE: _____
DATE OF SIGNATURE: _____
DATE OF REGISTRATION EXPIRATION: _____

ARCHITECT / ENGINEER SEAL

PROJECT

CITY OF PROVIDENCE
PROVIDENCE PUBLIC SCHOOLS
RENOVATIONS
AT
PLEASANT VIEW ELEMENTARY SCHOOL
50 OBADIAH BROWN RD
PROVIDENCE, RI 02909

REVISIONS

MARK	DESCRIPTION	DATE

SHEET TITLE

ELECTRICAL LIGHTING CONTROLS PLAN - SOUTH

BID DOCUMENTS
SEPTEMBER 19, 2022

DRAWN	CHK'D	PROJECT NO.
DZ	PP	20041

SHEET NO.

EC101A

ELECTRICAL POWER NOTES:

1. ALL WIRELESS ACCESS POINTS TO BE REINSTALLED AS REQUIRED ON NEW CEILINGS. UNUSED WAP'S ARE TO BE RETURNED TO OWNER.
2. PROVIDE AND INSTALL NEW PANELS AT NEW LOCATIONS INDICATED ON DRAWING. PROVIDE NEW BRANCH CIRCUIT BREAKERS WITH EXISTING AND NEW WIRING.
3. ON ALL NEW REPLACEMENT WALLS IN PODS A-D, PROVIDE NEW IFP'S AND EXISTING ASSOCIATED A/V CABLING AND OUTLETS. PROVIDE A NEW QUAD RECEPTACLE OUTLET AT EACH IFP AT 18" AFF AND RECONNECT TO THE EXISTING CIRCUIT.
4. IN POD G - FOR ANY EXISTING CLOCK/SPEAKER COMBINATIONS WITH MISSING OR DAMAGED CLOCKS, PROVIDE NEW 12" ANALOG CLOCK. NEW CLOCKS SHALL MATCH EXISTING SYSTEM CLOCKS IN THE SCHOOL. CONNECT CLOCKS TO EXISTING CLOCK SYSTEM.

E - 1	REINSTALL EXISTING ELECTRICAL EQUIPMENT, INCLUDING BUT NOT LIMITED TO SPEAKERS WITH WIRING EXTENSIONS AS REQUIRED ON NEW CEILINGS.
E - 2	INSTALL NEW PROJECTOR AND MOUNT IN NEW CEILING CENTERED TO NEW PROJECTOR SCREEN. ADJUST LOCATION TO MAXIMIZE PROJECTION ON SCREEN. PROVIDE ALL POWER INCLUDING A CEILING MOUNTED RECEPTACLE AND A/V / IT CABLING AS REQUIRED. CONFIRM PROPER OPERATION OF PROJECTOR, ETC.
E - 3	INSTALL PROJECTOR SCREEN WITH ALL ASSOCIATED EQUIPMENT AND POWER AS REQUIRED. PROJECTOR SCREEN LOCATION AND OFFSET FROM WALL TO CLEAR THE JUNCTION BOX / CONDUIT RUN TO BE DETERMINED BY OWNER. MATCH HEIGHT OF EXISTING PROJECTOR SCREEN.
E - 4	KEYNOTE NOT USED.
E - 5	REINSTALL CLOCK/SPEAKER COMBINATION DEVICES. PROVIDE WIRE EXTENSIONS AS REQUIRED.
E - 6	REINSTALL PROJECTOR AND SCREEN AS REQUIRED. PROJECTOR SCREEN TO BE OFFSET FROM WALL THE SAME DISTANCE AS ADJACENT PROJECTOR SCREEN TO CLEAR THE CONDUIT RUN ALONG WALL. PROVIDE WIRE EXTENSIONS TO PROJECTOR AS REQUIRED.
E - 7	KEYNOTE NOT USED.

*** PRIOR TO ALL SURFACES GETTING REPAINTED WITHIN THE SCHOOL, ALL EXISTING ELECTRICAL AND TELECOMMUNICATION DEVICES ARE TO BE DISCONNECTED AND REMOVED TEMPORARILY. IN ADDITION, ALL FACE/COVER PLATES FOR ALL DEVICES ARE TO BE REMOVED TEMPORARILY. ONCE THE ENTIRE PAINT JOB IS COMPLETED IN THE SCHOOL, ALL FACE/COVER PLATES ARE TO BE PLACED BACK, AND ALL ELECTRICAL AND TELECOMMUNICATION DEVICES ARE TO BE RECONNECTED.**

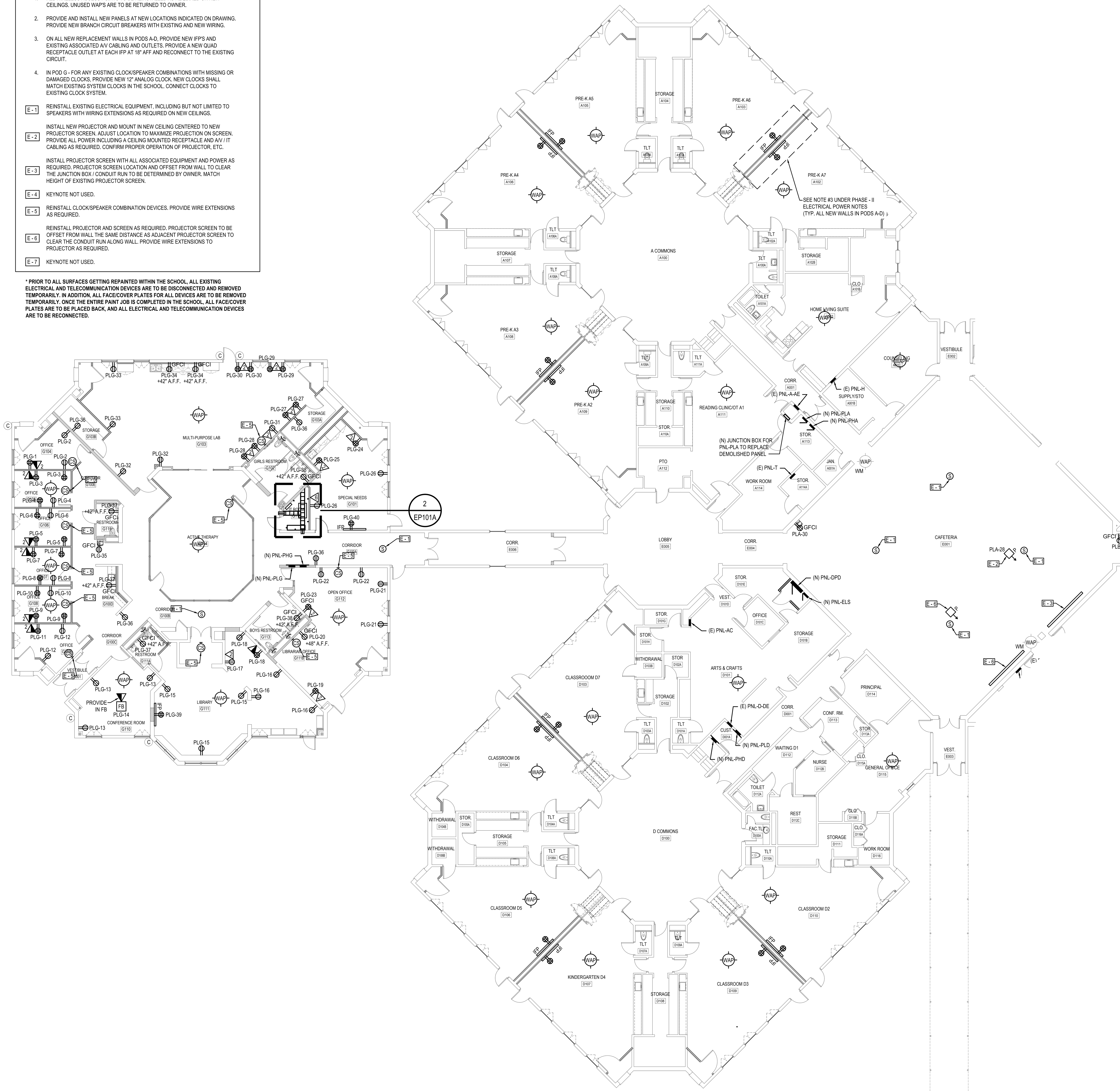

1 EP101A ELECTRICAL FIRST FLOOR POWER PLAN - SOUTH
SCALE: 3/32" = 1'-0"

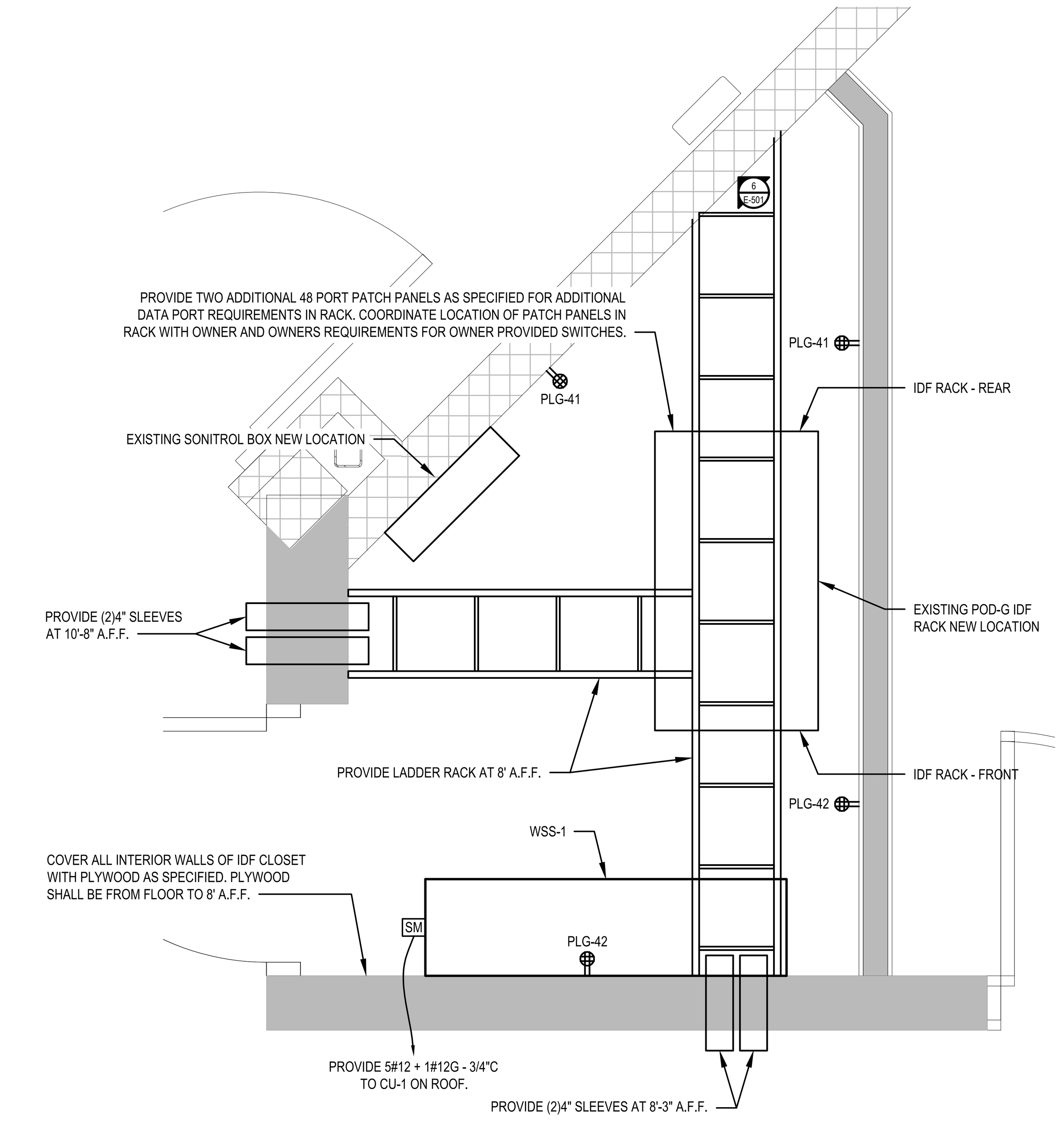

2 EP101A PHASE I - POD G IDF ROOM PLAN
SCALE: 3/4" = 1'-0"

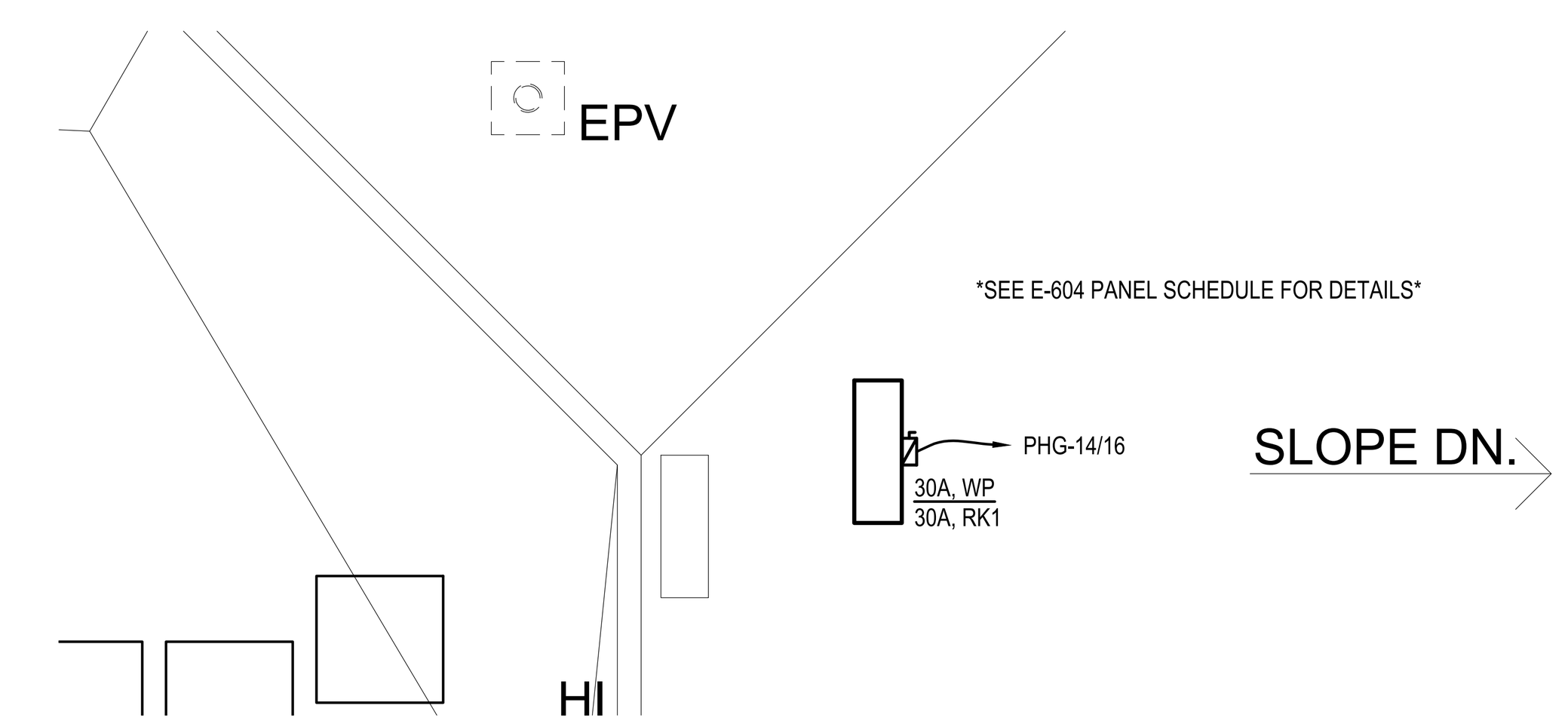

3 EP101A PHASE I - POD G ROOF PLAN
SCALE: 1/4" = 1'-0"

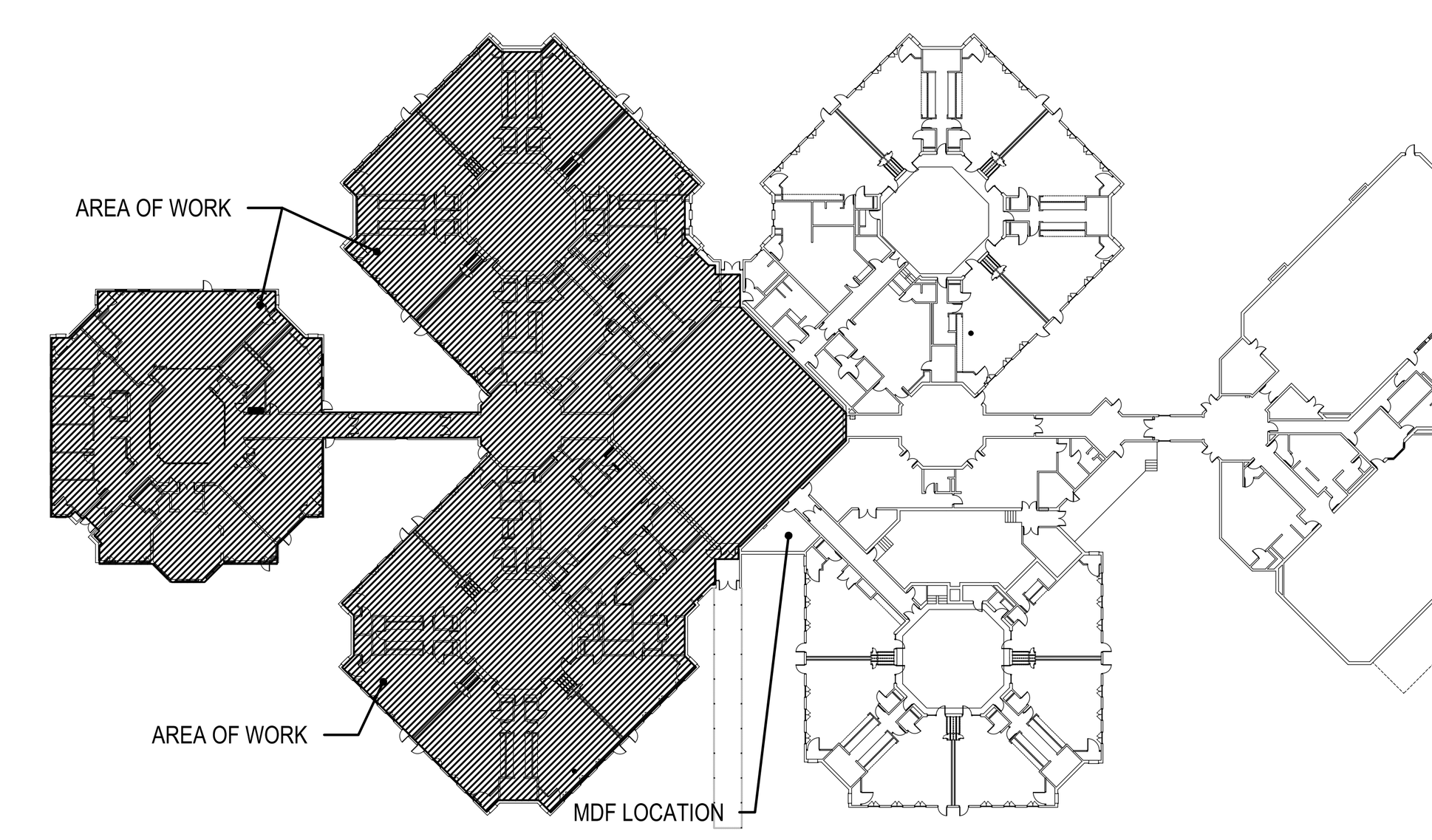

KEY PLAN
SCALE: NTS

STUDIOJAED
ARCHITECTS ▪ ENGINEERS ▪ FACILITIES SOLUTIONS
Website: www.StudioJAED.com
Email: info@StudioJAED.com

DELAWARE OFFICE
2500 WRANGLE HILL ROAD, STE. 110
BEAR, DELAWARE 19701
P: (302) 832-1652

PROVIDENCE OFFICE
42 WEYBOSSET STREET, STE. 403
PROVIDENCE, RHODE ISLAND 02903
P: (401) 648-0884

MARYLAND OFFICE
213 FRONT STREET, P.O. BOX 254
CRUMPTON, MARYLAND 216285

CONSULTANT

THIS DRAWING IS THE PROPERTY OF STUDIOJAED AND IS PREPARED FOR THE EXCLUSIVE USE OF ITS CLIENTS AT THE LOCATION INDICATED. NO OTHER USE IS AUTHORIZED OR INTENDED.

THE PROFESSIONAL SERVICES OF THE ARCHITECT ARE UNDERTAKEN FOR AND ARE PERFORMED IN THE INTEREST OF [NAME OF PERSON EMPLOYING ARCHITECT]. NO CONTRACTUAL OBLIGATION IS ASSUMED BY THE ARCHITECT FOR THE BENEFIT OF ANY OTHER PERSON INVOLVED IN THE PROJECT.

SIGNATURE: ____________
DATE OF SIGNATURE: ____________
DATE OF REGISTRATION EXPIRATION: ____________

ARCHITECT / ENGINEER SEAL

PROJECT

CITY OF PROVIDENCE RENOVATIONS
AT
PLEASANT VIEW ELEMENTARY SCHOOL
50 OBADIAH BROWN RD
PROVIDENCE, RI 02909

REVISIONS

MARK	DESCRIPTION	DATE

SHEET TITLE

ELECTRICAL POWER PLAN - SOUTH

BID DOCUMENTS
SEPTEMBER 19, 2022

DRAWN	CHK'D	PROJECT NO.
DZ	PP	20041

SHEET NO.

EP101A

9/20/2022 3:27 PM

THE RECEIVER OF THESE PLANS BY HARD COPY OR ELECTRONIC TRANSMISSION BY USE THEREOF, UNDERSTANDS AND AGREES AS FOLLOWS: - THE ELECTRONIC DATA IS TRANSMITTED ONLY AS THAN BE A TEXTED DURING TRANSIT AND TRANSLATION. - JAED CORPORATION DO NOT WARRANT OR MAKE ANY REPRESENTATIONS WITH RESPECT TO THE ACCURACY OF THE DATA. - THE RECEIVER WILL COMPARE THE DATA WITH AVAILABLE HARD COPIES. - JAED CORPORATION RETAINS ALL OWNERSHIP, COPYRIGHT, AND OTHER INTELLECTUAL PROPERTY INTERESTS IN THE DATA AND INFORMATION ON THE PLANS. - THE RECEIVER WARRANTS THAT IT WILL NOT REPRODUCE OR OTHERWISE MAKE USE OF THE DATA OR PLANS IN ANY ENDEAVOR NOT DIRECTLY RELATED TO THE PROJECT FOR WHICH IT HAS ACCESS TO SUCH DATA AND PLANS. - ACTION TO LAW BY ANY PARTY ACQUIRING ACCESS TO THE DATA OR PLANS AS A RESULT OF SUCH TRANSMITTAL SHALL BE LIMITED TO ACTUAL DAMAGES. - LIABILITY ASSOCIATED WITH ANY UNAUTHORIZED USE OF THE DATA OR PLANS SHALL BE LIMITED TO ACTUAL DAMAGES. - THE RECEIVER SHALL INDEMNIFY AND HOLD HARMLESS JAED CORPORATION AND ITS OFFICERS, EMPLOYEES, AND CONSULTANTS FROM ANY AND ALL CLAIMS ARISING FROM THE USE OF ELECTRONIC DATA.

9/20/2022 3:27 PM

ELECTRICAL POWER NOTES:

1. PROVIDE STARTER MOTORS AND DISCONNECT SWITCHES WITH WIRING AS REQUIRED FOR ALL NEW MECHANICAL EQUIPMENT.

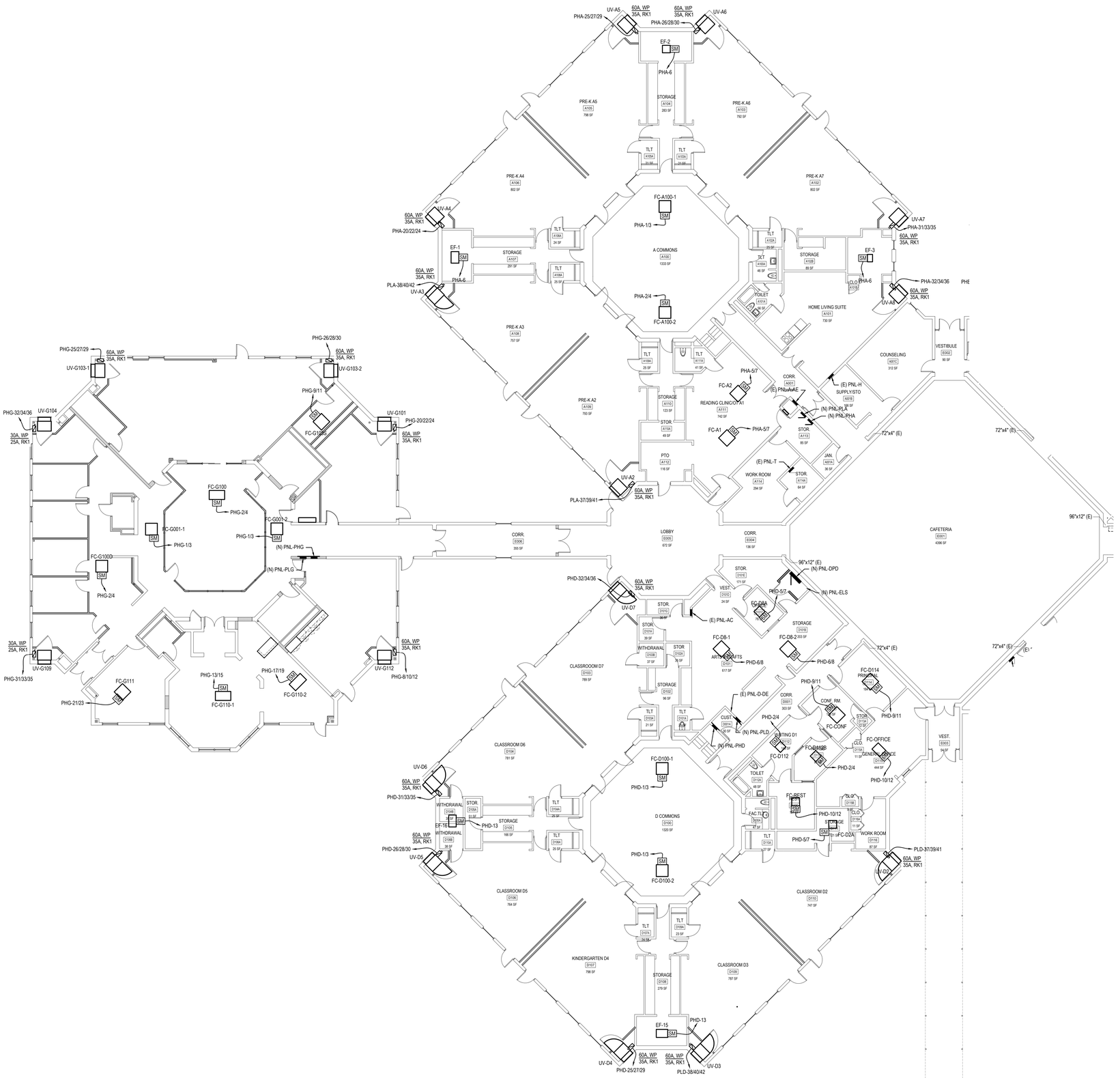

1 EM101A — ELECTRICAL FIRST FLOOR MECHANICAL POWER PLAN - SOUTH

SCALE: 3/32" = 1'-0"

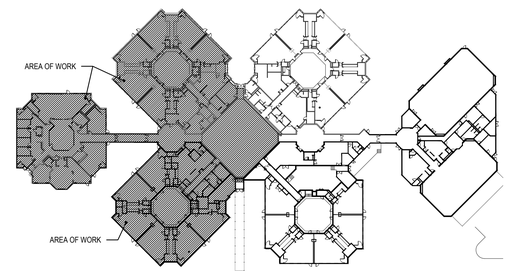

KEY PLAN

SCALE: NTS

STUDIOJAED
ARCHITECTS ◘ ENGINEERS ◘ FACILITIES SOLUTIONS
Website: www.StudioJAED.com
Email: info@StudioJAED.com

MARYLAND OFFICE
213 FRONT STREET, P.O. BOX 754
CRUMPTON, MARYLAND 21628

PROVIDENCE OFFICE
42 WEYBOSSET STREET, SITE 403
PROVIDENCE, RHODE ISLAND 02903
P: (401) 648-0884

DELAWARE OFFICE
2500 WRANGLE HILL ROAD, STE. 110
BEAR, DELAWARE 19701
P: (302) 832-1825

CONSULTANT

THIS DRAWING IS THE PROPERTY OF STUDIOJAED AND IS PREPARED FOR THE EXCLUSIVE USE OF ITS CLIENTS AT THE LOCATION INDICATED. NO OTHER USE IS AUTHORIZED OR INTENDED.

THE PROFESSIONAL SERVICES OF THE ARCHITECT ARE UNDERTAKEN FOR AND ARE PERFORMED IN THE INTEREST OF (NAME OF PERSON EMPLOYING ARCHITECT). NO CONTRACTUAL OBLIGATION IS ASSUMED BY THE ARCHITECT FOR THE BENEFIT OF ANY OTHER PERSON INVOLVED IN THE PROJECT.

SIGNATURE: _____
DATE OF SIGNATURE: _____
DATE OF REGISTRATION EXPIRATION: _____

ARCHITECT / ENGINEER SEAL

PROJECT

CITY OF PROVIDENCE
PROVIDENCE PUBLIC SCHOOLS
RENOVATIONS
AT
PLEASANT VIEW ELEMENTARY SCHOOL
50 OBADIAH BROWN RD
PROVIDENCE, RI 02909

REVISIONS

MARK	DESCRIPTION	DATE
-	-	-

SHEET TITLE

ELECTRICAL MECHANICAL POWER PLAN - SOUTH

BID DOCUMENTS
SEPTEMBER 19, 2022

DRAWN	CHK'D	PROJECT NO.
DZ	PP	20041

SHEET NO.

EM101A

THE RECEIVER OF THESE PLANS BY HARD COPY OR ELECTRONIC TRANSMISSION BY USE THEREOF, UNDERSTANDS AND AGREES AS FOLLOWS: - THE ELECTRONIC DATA TRANSMITTED (THAT'S WHY WE ALSO REFER TO DRAWINGS TRANSMITTED AS DATA) IS SUBJECT TO THE COPYRIGHT AND TRANSLATION. - JAED CORPORATION RETAINS ALL OWNERSHIP, COPYRIGHT, AND OTHER INTELLECTUAL PROPERTY INTERESTS IN THE DATA AND INFORMATION ON THE PLANS. - THE RECEIVER WARRANTS THAT IT WILL NOT REPRODUCE OR OTHERWISE MAKE USE OF THE DATA OR PLANS IN ANY ENDEAVOR NOT DIRECTLY RELATED TO THE PROJECT FOR WHICH IT HAS RECEIVED THE DATA WITH AVAILABLE HARD COPIES. - JAED CORPORATION RETAINS ALL OWNERSHIP, COPYRIGHT, AND OTHER INTELLECTUAL PROPERTY INTERESTS IN THE DATA AND INFORMATION ON THE PLANS. - THE RECEIVER WARRANTS THAT IT WILL NOT REPRODUCE OR OTHERWISE MAKE USE OF THE DATA OR PLANS IN ANY ENDEAVOR NOT DIRECTLY RELATED TO THE PROJECT FOR WHICH IT HAS RECEIVED THE DATA. - THE RECEIVER WILL COMPARE THE DATA WITH AVAILABLE HARD COPIES. - JAED CORPORATION RETAINS ALL OWNERSHIP, COPYRIGHT, AND OTHER INTELLECTUAL PROPERTY INTERESTS IN THE DATA AND INFORMATION ON THE PLANS. - THE RECEIVER WARRANTS THAT IT WILL NOT REPRODUCE OR OTHERWISE MAKE USE OF THE DATA OR PLANS IN ANY ENDEAVOR NOT DIRECTLY RELATED TO THE PROJECT FOR WHICH IT HAS RECEIVED

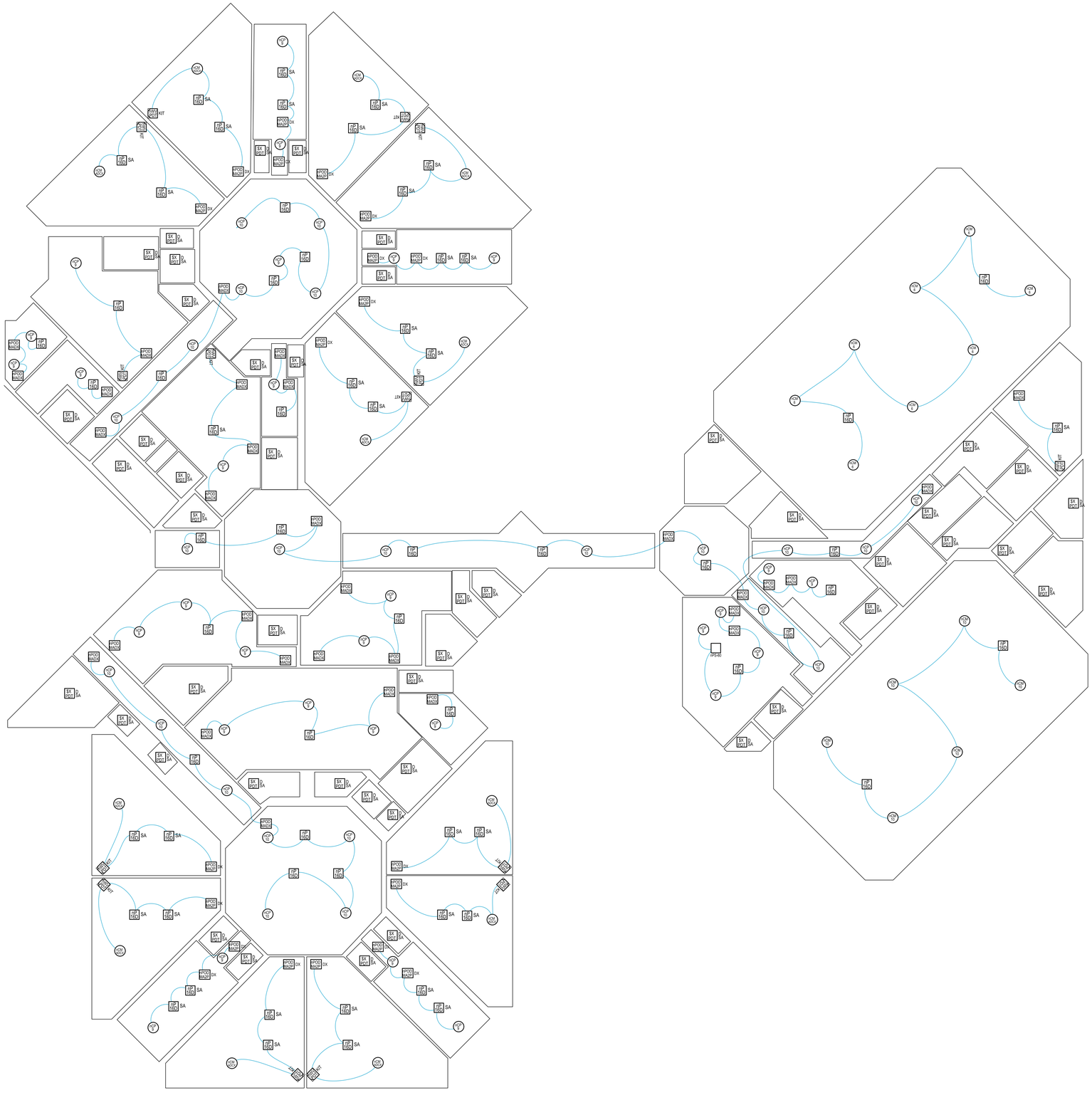

Created by Kenny Lindstrom
Design 1
Project: PVES

3	n BRG 8KIT	BG1 NBRG 8 KIT nLight Bridge, Kit
62	nP 16D	DP1 NPP16 D EFP Power/Relay Pack, Dimming, External Fault Protection
80	nP 16D SA	DP2 NPP16 D EFP SA Power/Relay Pack, Dimming, External Fault Protection, Vacancy (default) or Auto-On
8	nCM 6	OS1 NCM 6 Low Voltage Ceiling Mount Sensor, High Bay 360° Lens
6	nCM 10	OS2 NCM 10 Low Voltage Ceiling Mount Sensor, Large Motion / Extended Range 360° Lens
32	nWV PDT KIT	OS3 NWV PDT 16 KIT Low Voltage Corner Mount Sensor, Passive Dual Technology, 16 , Kit
67	nCP 9	OS4 NCM PDT 9 Low Voltage Ceiling Mount Sensor, Passive Dual Technology, Small Motion / Standard Range 360° Lens
49	nCP 10	OS5 NCM PDT 10 Low Voltage Ceiling Mount Sensor, Passive Dual Technology, Large Motion / Extended Range 360° Lens
28	nCM ADCX	PC1 NCM ADCX Low Voltage Ceiling Mount Sensor, Photocontrol w/ Auto Dimming; No Wires
1	nPS-80	PS1 NPS 80 Power Supply, 80 mA
1	nECY GFXK	SC1 NECY MVOLT ENC GFXK nLight Eclypse, 120-277 VAC, Enclosure for nLight ECLYPSE, nGWY2 GFX and PS 150 Power Supply
100	$X PDT D SA	SO1 WSXA PDT D SA XX Wall Switch Sensor, Passive Dual Technology, Dimming, Vacancy (default) or Auto-On
62	nPOD MADX	SW1 NPODMA DX XX nLight Wired Aesthetic Wallpod, Raise/Lower Dimming Without Wires
40	nPOD MA2P DX	SW2 NPODMA 2P DX XX nLight Wired Aesthetic Wallpod, 2-Pole, Raise/Lower Dimming Without Wires

BRIDGE LOCATIONS TO BE CHOSEN IN THE FIELD

1 EC101B — ELECTRICAL FIRST FLOOR LIGHTING PLAN - NORTH
SCALE: 3/32" = 1'-0"

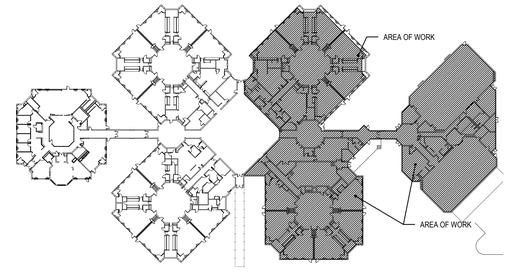

KEY PLAN
SCALE: NTS

STUDIOJAED
ARCHITECTS ◘ ENGINEERS ◘ FACILITIES SOLUTIONS
Website: www.StudioJAED.com
Email: info@StudioJAED.com
MARYLAND OFFICE
213 FRONT STREET, P.O. BOX 254
CRUMPTON, MARYLAND 21628
PROVIDENCE OFFICE
42 WEYBOSSET STREET, STE. 403
PROVIDENCE, RHODE ISLAND 02903
P: (401) 648-0884
DELAWARE OFFICE
2500 WRANGLE HILL ROAD, STE. 110
BEAR, DELAWARE 19701
P: (302) 832-1825

CONSULTANT

THIS DRAWING IS THE PROPERTY OF STUDIOJAED AND IS PREPARED FOR THE EXCLUSIVE USE OF ITS CLIENTS AT THE LOCATION INDICATED. NO OTHER USE IS AUTHORIZED OR INTENDED.

THE PROFESSIONAL SERVICES OF THE ARCHITECT ARE UNDERTAKEN FOR AND ARE PERFORMED IN THE INTEREST OF [NAME OF PERSON EMPLOYING ARCHITECT]. NO CONTRACTUAL OBLIGATION IS ASSUMED BY THE ARCHITECT FOR THE BENEFIT OF ANY OTHER PERSON INVOLVED IN THE PROJECT.

SIGNATURE:
DATE OF SIGNATURE:
DATE OF REGISTRATION EXPIRATION:

ARCHITECT / ENGINEER SEAL

PROJECT
CITY OF PROVIDENCE
PROVIDENCE PUBLIC SCHOOLS
RENOVATIONS
AT
PLEASANT VIEW ELEMENTARY SCHOOL
50 OBADIAH BROWN RD
PROVIDENCE, RI 02909

REVISIONS

MARK	DESCRIPTION	DATE

SHEET TITLE
ELECTRICAL LIGHTING CONTROLS PLANS - NORTH

BID DOCUMENTS
SEPTEMBER 19, 2022

DRAWN	CHK'D	PROJECT NO.
DZ	PP	20041

SHEET NO.
EC101B

THE RECEIVER OF THESE PLANS BY HARD COPY OR ELECTRONIC TRANSMISSION BY USE THEREOF, UNDERSTANDS AND AGREES AS FOLLOWS: - THESE ELECTRONIC DATA TRANSMITTED (“DATA”) MAY BE A TEMPO DURING TRANSFER AND TRANSLATION. - JAED CORPORATION DO NOT WARRANT OR MAKE ANY REPRESENTATIONS WITH RESPECT TO THE ACCURACY OF THE DATA. - THE RECEIVER WILL COMPARE THE DATA WITH AVAILABLE HARD COPIES. - JAED CORPORATION RETAINS ALL OWNERSHIP, COPYRIGHT, AND OTHER INTELLECTUAL PROPERTY INTERESTS IN THE DATA AND INFORMATION ON THE PLANS. - THE RECEIVER WARRANTS THAT IT WILL NOT REPRODUCE OR OTHERWISE MAKE USE OF THE DATA OR PLANS IN ANY ENDEAVOR NOT DIRECTLY RELATED TO THE PROJECT FOR WHICH IT RECEIVED COPIES OF THE DATA AND PLANS. - JAED CORPORATION DO NOT WARRANT OR MAKE ANY REPRESENTATIONS WITH RESPECT TO THE ACCURACY OF THE DATA. - THE RECEIVER ASSUMES ENTIRE RESPONSIBILITY FOR ANY DEFECTS DISCOVERED IN THE DATA. - THE RECEIVER ASSUMES ENTIRE RESPONSIBILITY FOR ANY DEFECTS DISCOVERED IN THE DATA. - THE RECEIVER AGREES TO INDEMNIFY AND HOLD JAED CORPORATION AND ITS OFFICERS, EMPLOYEES, AND CONSULTANTS HARMLESS FROM ANY AND ALL CLAIMS, DAMAGES, LIABILITIES AND COSTS ARISING OUT OF OR RESULTING FROM THE USE OF ELECTRONIC DATA.

9/20/2022 3:28 PM

THE RECIPIENT OF THESE PLANS BY HARD COPY OR ELECTRONIC TRANSMISSION BY USE THEREOF UNDERSTANDS AND AGREES AS FOLLOWS: - THIS ELECTRONIC DATA TRANSMITTED (DATA") MAY BE TORTED DURING TRANSIT AND TRANSLATION. - AEC/I CORPORATION DO NOT WARRANT OR MAKE ANY REPRESENTATIONS WITH RESPECT TO THE ACCURACY OF THE DATA. - THE RECIPIENT WILL COMPARE THE DATA WITH AVAILABLE HARD COPIES. - I/AEC CORPORATION RETAINS ALL OWNERSHIP, COPYRIGHT, AND OTHER INTELLECTUAL PROPERTY INTERESTS IN THE DATA AND INFORMATION ON THE PLANS. - THE RECIPIENT WARRANTS THAT IT WILL NOT REPRODUCE OR OTHERWISE MAKE USE OF THE DATA OR PLANS IN ANY ENDEAVOR NOT DIRECTLY RELATED TO THE PROJECT FOR WHICH IT HAS RECEIVED THE DATA AND PLANS AND WILL NOT DISTRIBUTE COPIES TO ANY PERSON OR ENTITY NOT EMPLOYED BY RECIPIENT FOR THE PROJECT. - RECIPIENT AGREES TO INDEMNIFY AND HOLD I/AEC CORPORATION AND ITS CONSULTANTS HARMLESS FROM ANY AND ALL CLAIMS, DAMAGES, LOSSES AND EXPENSES, INCLUDING ATTORNEYS' FEES AND COSTS, ARISING OUT OF OR RESULTING FROM THE USE OF ELECTRONIC DATA.

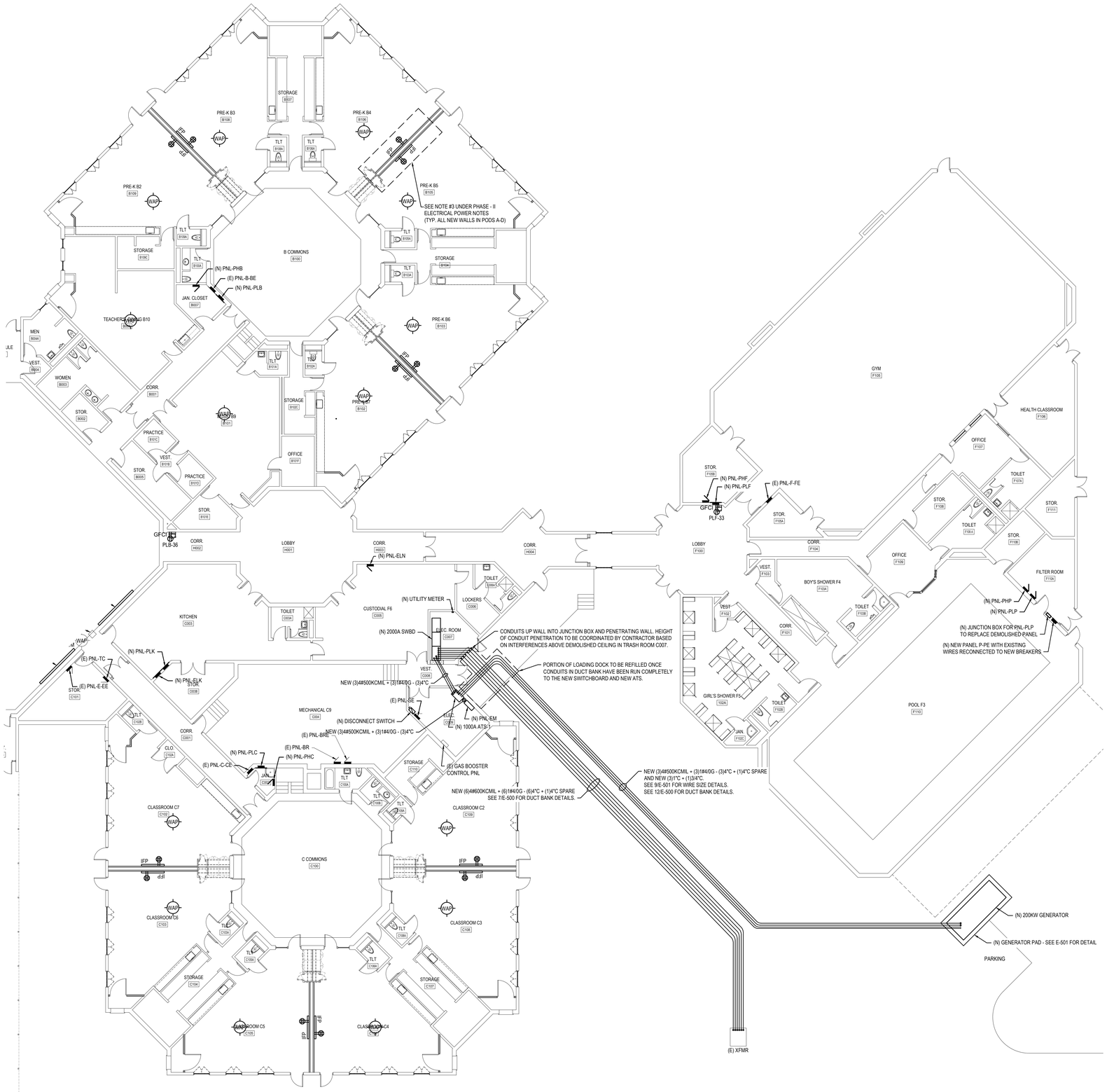

1 EP101B

ELECTRICAL FIRST FLOOR POWER PLAN - NORTH

SCALE: 3/32" = 1'-0"

ELECTRICAL POWER NOTES:

1. ALL WIRELESS ACCESS POINTS TO BE REINSTALLED AS REQUIRED ON NEW CEILINGS. UNUSED WAP'S ARE TO BE RETURNED TO OWNER.
2. PROVIDE AND INSTALL NEW PANELS AT NEW LOCATIONS INDICATED ON DRAWING. PROVIDE NEW BRANCH CIRCUIT BREAKERS WITH EXISTING AND NEW WIRING.
3. ON ALL NEW REPLACEMENT WALLS IN PODS A-D, PROVIDE NEW IFP'S AND EXISTING ASSOCIATED A/V CABLING AND OUTLETS. PROVIDE A NEW QUAD RECEPTACLE OUTLET AT EACH IFP AT 18" AFF AND RECONNECT TO THE EXISTING CIRCUIT.
4. IN POD G - FOR ANY EXISTING CLOCK/SPEAKER COMBINATIONS WITH MISSING OR DAMAGED CLOCKS, PROVIDE NEW 12" ANALOG CLOCK. NEW CLOCKS SHALL MATCH EXISTING SYSTEM CLOCKS IN THE SCHOOL. CONNECT CLOCKS TO EXISTING CLOCK SYSTEM.

E - 1 REINSTALL EXISTING ELECTRICAL EQUIPMENT, INCLUDING BUT NOT LIMITED TO SPEAKERS WITH WIRING EXTENSIONS AS REQUIRED ON NEW CEILINGS.

E - 2 INSTALL NEW PROJECTOR AND MOUNT IN NEW CEILING CENTERED TO NEW PROJECTOR SCREEN. ADJUST LOCATION TO MAXIMIZE PROJECTION ON SCREEN. PROVIDE ALL POWER INCLUDING A CEILING MOUNTED RECEPTACLE AND A/V / IT CABLING AS REQUIRED. CONFIRM PROPER OPERATION OF PROJECTOR, ETC.

E - 3 INSTALL PROJECTOR SCREEN WITH ALL ASSOCIATED EQUIPMENT AND POWER AS REQUIRED. PROJECTOR SCREEN LOCATION AND OFFSET FROM WALL TO CLEAR THE JUNCTION BOX / CONDUIT RUN TO BE DETERMINED BY OWNER. MATCH HEIGHT OF EXISTING PROJECTOR SCREEN.

E - 4 KEYNOTE NOT USED.

E - 5 REINSTALL CLOCK/SPEAKER COMBINATION DEVICES. PROVIDE WIRE EXTENSIONS AS REQUIRED.

E - 6 REINSTALL PROJECTOR AND SCREEN AS REQUIRED. PROJECTOR SCREEN TO BE OFFSET FROM WALL THE SAME DISTANCE AS ADJACENT PROJECTOR SCREEN TO CLEAR THE CONDUIT RUN ALONG WALL. PROVIDE WIRE EXTENSIONS TO PROJECTOR AS REQUIRED.

E - 7 KEYNOTE NOT USED.

*** PRIOR TO ALL SURFACES GETTING REPAINTED WITHIN THE SCHOOL, ALL EXISTING ELECTRICAL AND TELECOMMUNICATION DEVICES ARE TO BE DISCONNECTED AND REMOVED TEMPORARILY. IN ADDITION, ALL FACE/COVER PLATES FOR ALL DEVICES ARE TO BE REMOVED TEMPORARILY. ONCE THE ENTIRE PAINT JOB IS COMPLETED IN THE SCHOOL, ALL FACE/COVER PLATES ARE TO BE PLACED BACK, AND ALL ELECTRICAL AND TELECOMMUNICATION DEVICES ARE TO BE RECONNECTED.**

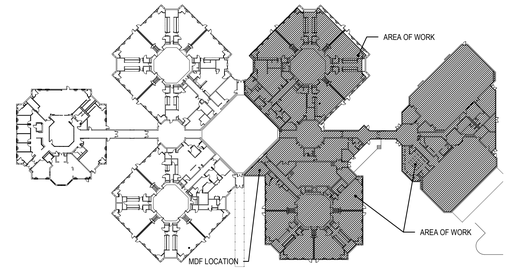

KEY PLAN

SCALE: NTS

STUDIOJAED
ARCHITECTS ◘ ENGINEERS ◘ FACILITIES SOLUTIONS
Email: info@StudioJAED.com
Website: www.StudioJAED.com
PROVIDENCE OFFICE
42 WEYBOSSET STREET, STE. 403
PROVIDENCE, RHODE ISLAND 02903
P: (401) 648-0884
MARYLAND OFFICE
213 FRONT STREET, P.O. BOX 754
CRUMPTON, MARYLAND 21625
DELAWARE OFFICE
2500 WRANGLE HILL ROAD, STE. 110
BEAR, DELAWARE 19701
P: (302) 832-1825

CONSULTANT

THIS DRAWING IS THE PROPERTY OF STUDIOJAED AND IS PREPARED FOR THE EXCLUSIVE USE OF ITS CLIENTS AT THE LOCATION INDICATED. NO OTHER USE IS AUTHORIZED OR INTENDED.

THE PROFESSIONAL SERVICES OF THE ARCHITECT ARE UNDERTAKEN FOR AND ARE PERFORMED IN THE INTEREST OF [NAME OF PERSON EMPLOYING ARCHITECT]. NO CONTRACTUAL OBLIGATION IS ASSUMED BY THE ARCHITECT FOR THE BENEFIT OF ANY OTHER PERSON INVOLVED IN THE PROJECT.

SIGNATURE: _____
DATE OF SIGNATURE: _____
DATE OF REGISTRATION EXPIRATION: _____
ARCHITECT / ENGINEER SEAL

PROJECT

CITY OF PROVIDENCE
RENOVATIONS
AT
PLEASANT VIEW ELEMENTARY SCHOOL
50 OBADIAH BROWN RD
PROVIDENCE, RI 02909

REVISIONS

MARK	DESCRIPTION	DATE

SHEET TITLE

ELECTRICAL POWER PLAN - NORTH

BID DOCUMENTS
SEPTEMBER 19, 2022

DRAWN	CHK'D	PROJECT NO.
DZ	PP	20041

SHEET NO.

EP101B

9/20/2022 3:29 PM

ELECTRICAL POWER NOTES:

1. PROVIDE STARTER MOTORS AND DISCONNECT SWITCHES WITH WIRING AS REQUIRED FOR ALL NEW MECHANICAL EQUIPMENT.

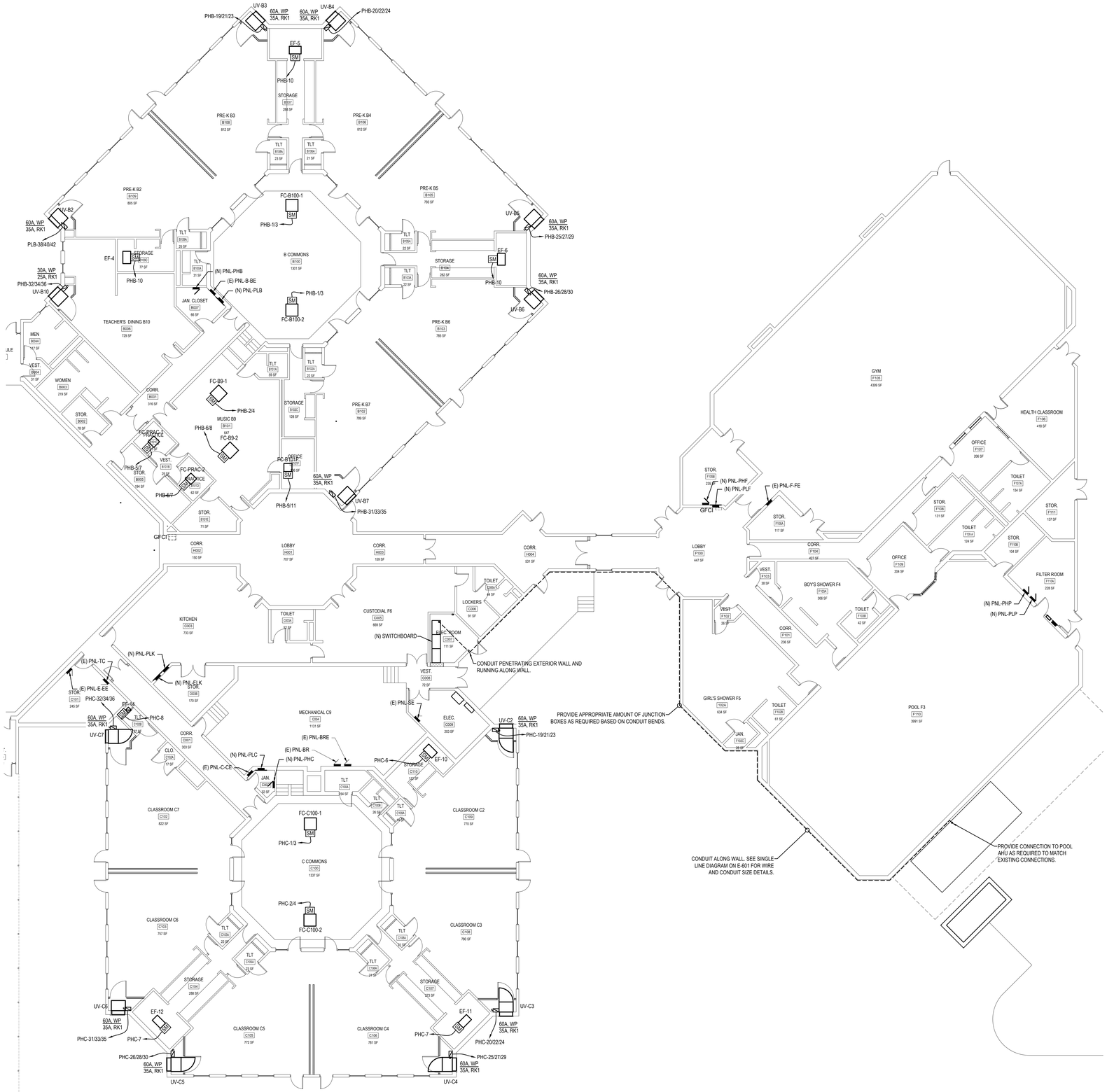

1 EM101B — ELECTRICAL FIRST FLOOR MECHANICAL POWER PLAN - NORTH

SCALE: 3/32" = 1'-0"

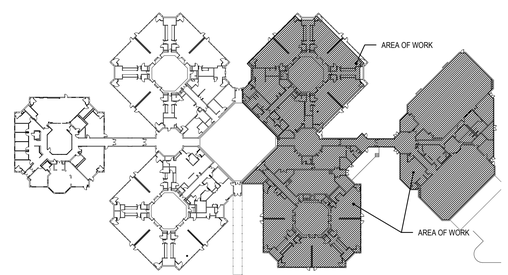

KEY PLAN

SCALE: NTS

STUDIOJAED
ARCHITECTS ◘ ENGINEERS ◘ FACILITIES SOLUTIONS
Website: www.StudioJAED.com Email: info@StudioJAED.com

MARYLAND OFFICE
213 FRONT STREET, P.O. BOX 754
CRUMPTON, MARYLAND 21628

PROVIDENCE OFFICE
42 WEYBOSSET STREET, SITE 403
PROVIDENCE, RHODE ISLAND 02903
P: (401) 648-0884

DELAWARE OFFICE
2500 WRANGLE HILL ROAD, SITE 110
BEAR, DELAWARE 19701
P: (302) 832-1825

CONSULTANT

THIS DRAWING IS THE PROPERTY OF STUDIOJAED AND IS PREPARED FOR THE EXCLUSIVE USE OF ITS CLIENTS AT THE LOCATION INDICATED. NO OTHER USE IS AUTHORIZED OR INTENDED.

THE PROFESSIONAL SERVICES OF THE ARCHITECT ARE UNDERTAKEN FOR AND ARE PERFORMED IN THE INTEREST OF [NAME OF PERSON EMPLOYING ARCHITECT]. NO CONTRACTUAL OBLIGATION IS ASSUMED BY THE ARCHITECT FOR THE BENEFIT OF ANY OTHER PERSON INVOLVED IN THE PROJECT.

SIGNATURE: _____
DATE OF SIGNATURE: _____
DATE OF REGISTRATION EXPIRATION: _____

ARCHITECT / ENGINEER SEAL

PROJECT

CITY OF PROVIDENCE
PROVIDENCE PUBLIC SCHOOLS
RENOVATIONS
AT
PLEASANT VIEW ELEMENTARY SCHOOL
50 OBADIAH BROWN RD
PROVIDENCE, RI 02909

REVISIONS

MARK	DESCRIPTION	DATE

SHEET TITLE

ELECTRICAL MECHANICAL POWER PLAN - NORTH

BID DOCUMENTS
SEPTEMBER 19, 2022

DRAWN	CHK'D	PROJECT NO.
DZ	PP	20041

SHEET NO.

EM101B

THE RECEIVER OF THESE PLANS BY HARD COPY OR ELECTRONIC TRANSMISSION BY USE THEREOF UNDERSTANDS AND AGREES AS FOLLOWS: - THE ELECTRONIC DATA TRANSMITTED (TEXT) MAY BE ALTERED DURING TRANSIT AND TRANSLATION. - JAED CORPORATION DO NOT WARRANT OR MAKE ANY REPRESENTATIONS WITH RESPECT TO THE ACCURACY OF THE DATA. - THE RECEIVER WILL COMPARE THE DATA WITH AVAILABLE HARD COPIES. - JAED CORPORATION RETAINS ALL OWNERSHIP, COPYRIGHT, AND OTHER INTELLECTUAL PROPERTY INTERESTS IN THE DATA AND INFORMATION ON THE PLANS. - THE RECEIVER WARRANTS THAT IT WILL NOT REPRODUCE OR OTHERWISE MAKE USE OF THE DATA OR PLANS IN ANY ENDEAVOR NOT DIRECTLY RELATED TO THE PROJECT FOR WHICH IT HAS RECEIVED THE DATA. - THE RECEIVER WILL INDEMNIFY AND HOLD JAED CORPORATION HARMLESS FROM ANY CLAIMS, DAMAGES, LOSSES AND EXPENSES INCLUDING ATTORNEYS' FEES ARISING OUT OF OR RESULTING THEREFROM. - IF ANY OF THE FOREGOING PROVISIONS IS HELD INVALID OR UNENFORCEABLE BY A COURT OF COMPETENT JURISDICTION, IT SHALL BE DEEMED SEVERED FROM THIS AGREEMENT AND SHALL NOT AFFECT THE BINDING NATURE OF THE REMAINING PROVISIONS. - THIS AGREEMENT SHALL BE GOVERNED BY THE LAWS OF THE STATE OF MARYLAND.

9/20/2022 3:29 PM

ELECTRICAL POWER NOTES:

1. PROVIDE STARTER MOTORS AND DISCONNECT SWITCHES WITH WIRING AS REQUIRED FOR ALL NEW MECHANICAL EQUIPMENT.

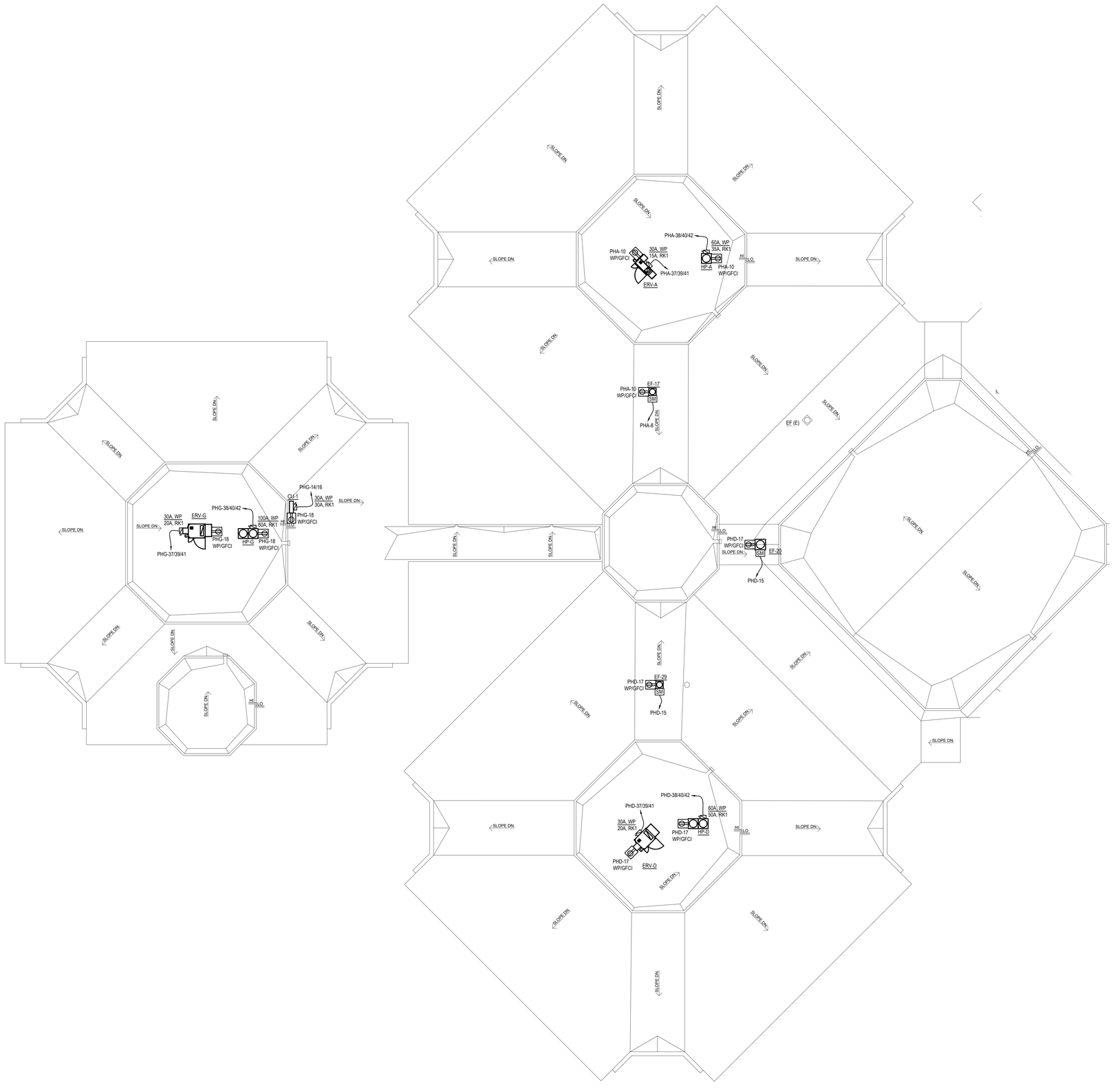

1 EP102A — ELECTRICAL ROOF POWER PLAN - SOUTH

SCALE: 3/32" = 1'-0"

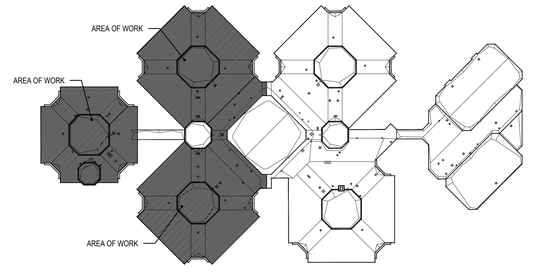

KEY PLAN

SCALE: NTS

STUDIOJAED
ARCHITECTS ◘ ENGINEERS ◘ FACILITIES SOLUTIONS
Website: www.StudioJAED.com
Email: info@StudioJAED.com

MARYLAND OFFICE
213 FRONT STREET, P.O. BOX 754
CRUMPTON, MARYLAND 21628

PROVIDENCE OFFICE
42 WEYBOSSET STREET, STE. 403
PROVIDENCE, RHODE ISLAND 02903
P: (401) 648-0884

DELAWARE OFFICE
2500 WRANGLE HILL ROAD, STE. 110
BEAR, DELAWARE 19701
P: (302) 832-1825

CONSULTANT

THIS DRAWING IS THE PROPERTY OF STUDIOJAED AND IS PREPARED FOR THE EXCLUSIVE USE OF ITS CLIENTS AT THE LOCATION INDICATED. NO OTHER USE IS AUTHORIZED OR INTENDED.

THE PROFESSIONAL SERVICES OF THE ARCHITECT ARE UNDERTAKEN FOR AND ARE PERFORMED IN THE INTEREST OF (NAME OF PERSON EMPLOYING ARCHITECT). NO CONTRACTUAL OBLIGATION IS ASSUMED BY THE ARCHITECT FOR THE BENEFIT OF ANY OTHER PERSON INVOLVED IN THE PROJECT.

SIGNATURE:
DATE OF SIGNATURE:
DATE OF REGISTRATION EXPIRATION:

ARCHITECT / ENGINEER SEAL

PROJECT

CITY OF PROVIDENCE
RENOVATIONS
AT
PLEASANT VIEW ELEMENTARY SCHOOL
50 OBADIAH BROWN RD
PROVIDENCE, RI 02909

REVISIONS

MARK	DESCRIPTION	DATE

SHEET TITLE

ELECTRICAL ROOF PLAN - SOUTH

BID DOCUMENTS
SEPTEMBER 19, 2022

DRAWN	CHK'D	PROJECT NO.
DZ	PP	20041

SHEET NO.

EP102A

THE RECEIVER OF THESE PLANS BY HARD COPY OR ELECTRONIC TRANSMISSION BY USE THEREOF UNDERSTANDS AND AGREES AS FOLLOWS: - "THE ELECTRONIC DATA TRANSMITTED (THE DATA) MAY BE AN ALTERED DURING TRANSMITTAND TRANSLATION. - JAED CORPORATION DO NOT WARRANT OR MAKE ANY REPRESENTATIONS WITH RESPECT TO THE ACCURACY OF THE DATA. • THE RECEIVER WILL COMPARE THE DATA WITH AVAILABLE HARD COPIES. - JAED CORPORATION RETAINS ALL OWNERSHIP, COPYRIGHT, AND OTHER INTELLECTUAL PROPERTY INTERESTS IN THE DATA AND INFORMATION ON THE PLANS. - THE RECEIVER WARRANTS THAT IT WILL NOT REPRODUCE OR OTHERWISE MAKE USE OF THE DATA OR PLANS IN ANY ENDEAVOR NOT DIRECTLY RELATED TO THE PROJECT FOR WHICH IT WAS PREPARED. ACCESS TO JAED CORPORATION'S ELECTRONIC DATA IS GRANTED SUBJECT TO A LICENSE AGREEMENT. USE OF THE DATA FOR ANY PURPOSE NOT EXPRESSLY PERMITTED BY THE LICENSE AGREEMENT IS PROHIBITED. COPYRIGHT AND OTHER PROPERTY RIGHTS IN THE DATA ARE RESERVED BY JAED CORPORATION. ANY RECEIVER OF THESE PLANS BY HARD COPY OR ELECTRONIC TRANSMISSION BY USE THEREOF UNDERSTANDS AND AGREES AS FOLLOWS: - "THE ELECTRONIC DATA TRANSMITTED (THE DATA) MAY BE ALTERED DURING TRANSMITTAL AND TRANSLATION. - JAED CORPORATION DO NOT WARRANT OR MAKE ANY REPRESENTATIONS WITH RESPECT TO THE ACCURACY OF THE DATA. • THE RECEIVER WILL COMPARE THE DATA WITH AVAILABLE HARD COPIES. - JAED CORPORATION RETAINS ALL OWNERSHIP, COPYRIGHT, AND OTHER INTELLECTUAL PROPERTY INTERESTS IN THE DATA AND INFORMATION ON THE PLANS. - THE RECEIVER WARRANTS THAT IT WILL NOT REPRODUCE OR OTHERWISE MAKE USE OF THE DATA OR PLANS IN ANY ENDEAVOR NOT DIRECTLY RELATED TO THE PROJECT FOR WHICH IT WAS PREPARED. ACCESS TO JAED CORPORATION'S ELECTRONIC DATA IS GRANTED SUBJECT TO A LICENSE AGREEMENT. USE OF THE DATA FOR ANY PURPOSE NOT EXPRESSLY PERMITTED BY THE LICENSE AGREEMENT IS PROHIBITED. COPYRIGHT AND OTHER PROPERTY RIGHTS IN THE DATA ARE RESERVED BY JAED CORPORATION.

9/20/2022 3:29 PM

ELECTRICAL POWER NOTES:

1. PROVIDE STARTER MOTORS AND DISCONNECT SWITCHES WITH WIRING AS REQUIRED FOR ALL NEW MECHANICAL EQUIPMENT.

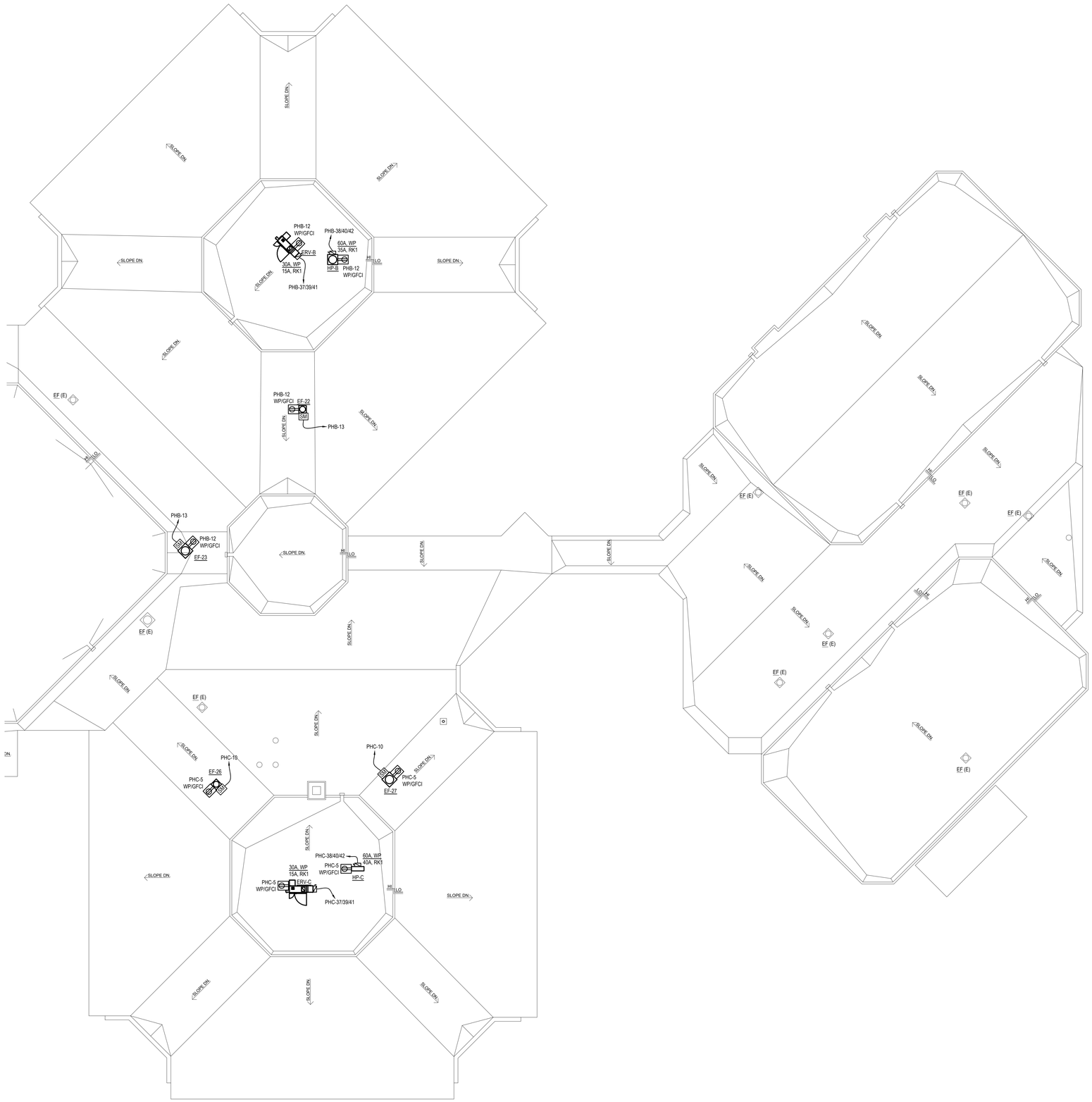

1 EP102B ELECTRICAL ROOF POWER PLAN - NORTH

SCALE: 3/32" = 1'-0"

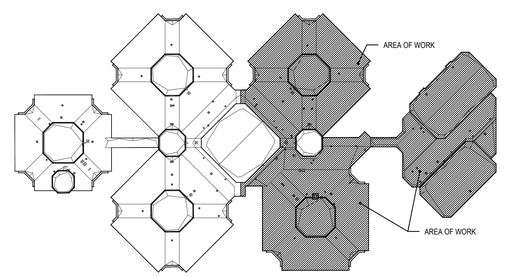

KEY PLAN

SCALE: NTS

STUDIOJAED
ARCHITECTS ▫ ENGINEERS ▫ FACILITIES SOLUTIONS
Website: www.StudioJAED.com
Email: info@StudioJAED.com

DELAWARE OFFICE
2500 WRANGLE HILL ROAD, STE. 110
BEAR, DELAWARE 19701
P: (302) 832-1652

PROVIDENCE OFFICE
42 WEYBOSSET STREET, STE. 403
PROVIDENCE, RHODE ISLAND 02903
P: (401) 648-6884

MARYLAND OFFICE
213 FRONT STREET, P.O. BOX 254
CRUMPTON, MARYLAND 21625

CONSULTANT

THIS DRAWING IS THE PROPERTY OF STUDIOJAED AND IS PREPARED FOR THE EXCLUSIVE USE OF ITS CLIENTS AT THE LOCATION INDICATED. NO OTHER USE IS AUTHORIZED OR INTENDED.

THE PROFESSIONAL SERVICES OF THE ARCHITECT ARE UNDERTAKEN FOR AND ARE PERFORMED IN THE INTEREST OF [NAME OF PERSON EMPLOYING ARCHITECT]. NO CONTRACTUAL OBLIGATION IS ASSUMED BY THE ARCHITECT FOR THE BENEFIT OF ANY OTHER PERSON INVOLVED IN THE PROJECT.

SIGNATURE: _____
DATE OF SIGNATURE: _____
DATE OF REGISTRATION EXPIRATION: _____

ARCHITECT / ENGINEER SEAL

PROJECT

CITY OF PROVIDENCE
RENOVATIONS
AT
PLEASANT VIEW ELEMENTARY SCHOOL
50 OBADIAH BROWN RD
PROVIDENCE, RI 02909

REVISIONS

MARK	DESCRIPTION	DATE
-	-	-

SHEET TITLE

ELECTRICAL ROOF PLAN - NORTH

BID DOCUMENTS
SEPTEMBER 19, 2022

DRAWN	CHK'D	PROJECT NO.
DZ	PP	20041

SHEET NO.

EP102B

THE RECEIVER OF THESE PLANS BY HARD COPY OR ELECTRONIC TRANSMISSION BY USE THEREOF UNDERSTANDS AND AGREES AS FOLLOWS: "THE ELECTRONIC DATA TRANSMITTED (DATA) MAY BE ALTERED DURING TRANSIT AND TRANSLATION. " JAED CORPORATION DO NOT WARRANT OR MAKE ANY REPRESENTATIONS WITH RESPECT TO THE ACCURACY OF THE DATA. " THE RECEIVER WILL COMPARE THE DATA WITH AVAILABLE HARD COPIES. " JAED CORPORATION RETAINS ALL OWNERSHIP, COPYRIGHT, AND OTHER INTELLECTUAL PROPERTY INTERESTS IN THE DATA AND INFORMATION ON THE PLANS. " THE RECEIVER WARRANTS THAT IT WILL NOT REPRODUCE OR OTHERWISE MAKE USE OF THE DATA OR PLANS IN ANY ENDEAVOR NOT DIRECTLY RELATED TO THE PROJECT FOR WHICH IT WAS PROVIDED. " THE RECEIVER SHALL MAKE NO CLAIM FOR INTENTIONAL ACTION, BLAME OR EQUITY AGAINST JAED CORPORATION WITH RESPECT TO ANY DEFECT ERROR OR OMISSION IN THE DATA. " THE RECEIVER AGREES TO THE FULLEST EXTENT PERMITTED BY LAW TO INDEMNIFY AND HOLD HARMLESS JAED CORPORATION FROM AND AGAINST ALL CLAIMS, DAMAGES, LIABILITIES AND COSTS, INCLUDING REASONABLE ATTORNEY'S FEES AND COSTS OF DEFENSE, ARISING OUT OF OR RESULTING FROM THE USE OF ELECTRONIC DATA.

9/20/2022 3:29 PM

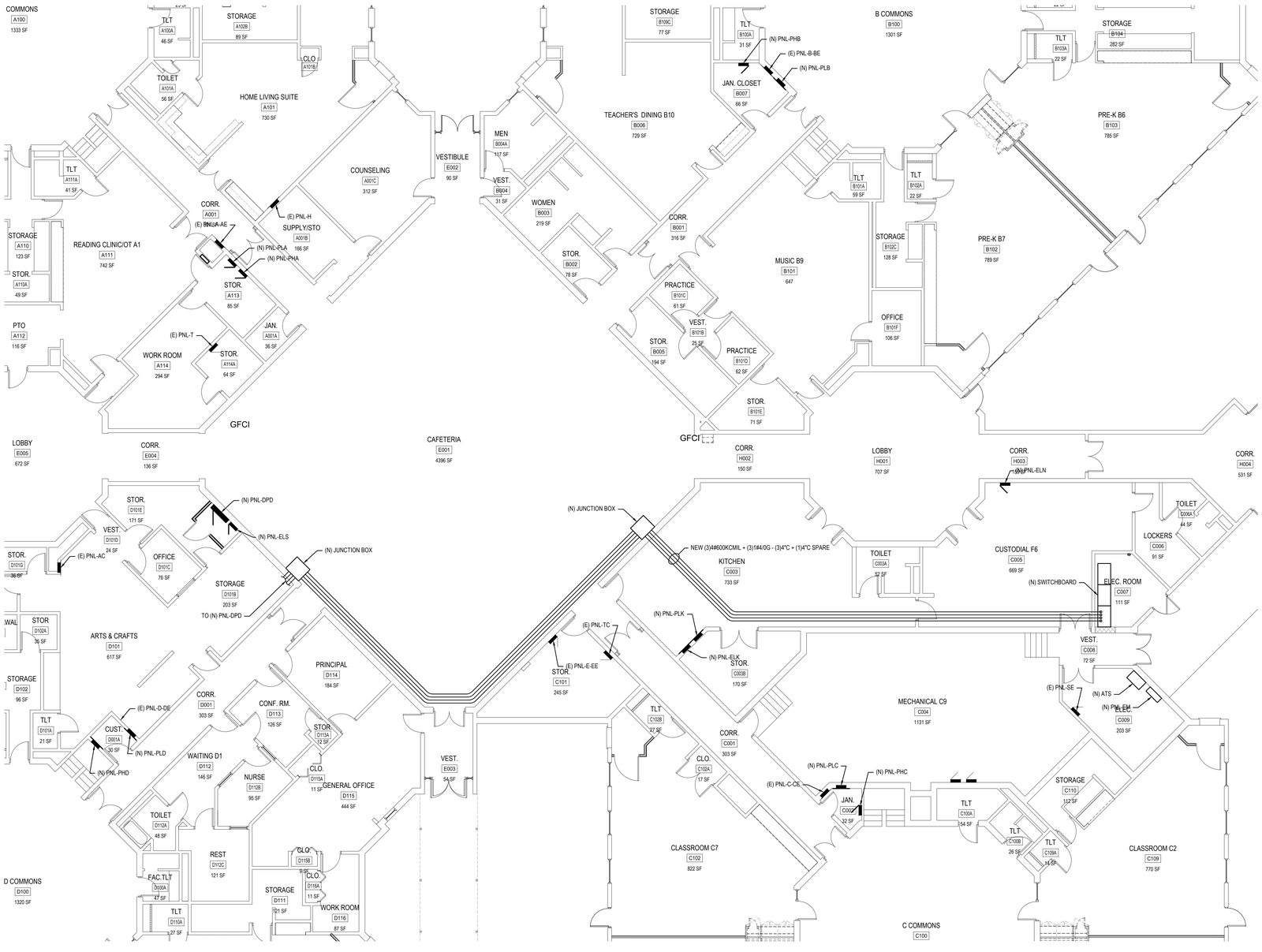

1 / E-103 — ELECTRICAL PANEL CONDUIT PATH

SCALE: 1/8" = 1'-0"

TRUE NORTH

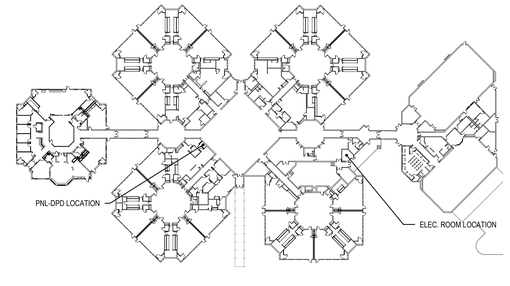

KEY PLAN

SCALE: NTS

TRUE NORTH

STUDIOJAED
ARCHITECTS ◘ ENGINEERS ◘ FACILITIES SOLUTIONS
Website: www.StudioJAED.com
Email: info@StudioJAED.com
MARYLAND OFFICE
213 FRONT STREET, P.O. BOX 754
CRUMPTON, MARYLAND 21628
PROVIDENCE OFFICE
42 WEYBOSSET STREET, STE. 403
PROVIDENCE, RHODE ISLAND 02903
P: (401) 648-0884
DELAWARE OFFICE
2500 WRANGLE HILL ROAD, STE. 110
BEAR, DELAWARE 19701
P: (302) 832-1825

CONSULTANT

THIS DRAWING IS THE PROPERTY OF STUDIOJAED AND IS PREPARED FOR THE EXCLUSIVE USE OF ITS CLIENTS AT THE LOCATION INDICATED. NO OTHER USE IS AUTHORIZED OR INTENDED.

THE PROFESSIONAL SERVICES OF THE ARCHITECT ARE UNDERTAKEN FOR AND ARE PERFORMED IN THE INTEREST OF (NAME OF PERSON EMPLOYING ARCHITECT). NO CONTRACTUAL OBLIGATION IS ASSUMED BY THE ARCHITECT FOR THE BENEFIT OF ANY OTHER PERSON INVOLVED IN THE PROJECT.

SIGNATURE: _____
DATE OF SIGNATURE: _____
DATE OF REGISTRATION EXPIRATION: _____
ARCHITECT / ENGINEER SEAL

PROJECT

CITY OF PROVIDENCE
RENOVATIONS
AT
PLEASANT VIEW ELEMENTARY SCHOOL
50 OBADIAH BROWN RD
PROVIDENCE, RI 02909

REVISIONS

MARK	DESCRIPTION	DATE

SHEET TITLE

ELECTRICAL CONDUIT PATH PLAN

BID DOCUMENTS
SEPTEMBER 19, 2022

DRAWN	CHK'D	PROJECT NO.
DZ	PP	20041

SHEET NO.

E-103

THE RECIPIENT OF THESE PLANS BY HARD COPY OR ELECTRONIC TRANSMISSION BY USE THEREOF UNDERSTANDS AND AGREES AS FOLLOWS: - THE ELECTRONIC DATA TRANSMITTED (“DATA”) MAY BE ALTERED DURING TRANSIT AND TRANSLATION. - JAED CORPORATION DO NOT WARRANT OR MAKE ANY REPRESENTATIONS WITH RESPECT TO THE ACCURACY OF THE DATA. THE RECEIVER WILL COMPARE THE DATA WITH AVAILABLE HARD COPIES. - JAED CORPORATION RETAINS ALL OWNERSHIP, COPYRIGHT, AND OTHER INTELLECTUAL PROPERTY INTERESTS IN THE DATA AND INFORMATION ON THE PLANS. - THE RECEIVER WARRANTS THAT IT WILL NOT REPRODUCE OR OTHERWISE MAKE USE OF THE DATA OR PLANS IN ANY ENDEAVOR NOT DIRECTLY RELATED TO THE PROJECT FOR WHICH IT HAS CONTRACTED WITH JAED CORPORATION. - THE RECEIVER AGREES TO INDEMNIFY AND HOLD JAED CORPORATION HARMLESS FROM ANY AND ALL CLAIMS, DAMAGES, AND LOSSES ARISING OUT OF OR RESULTING FROM THE USE OF ELECTRONIC DATA.

9/20/2022 3:30 PM

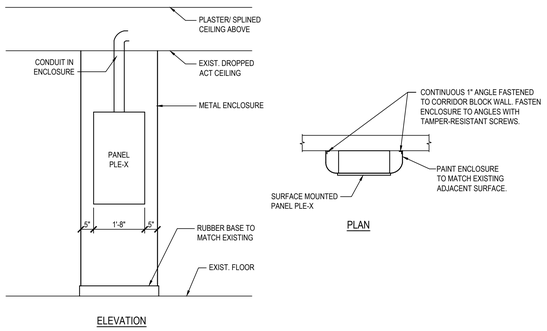

1 E-500 TYPICAL CORRIDOR ELECTRICAL PANEL MOUNT DETAIL

SCALE: NOT TO SCALE

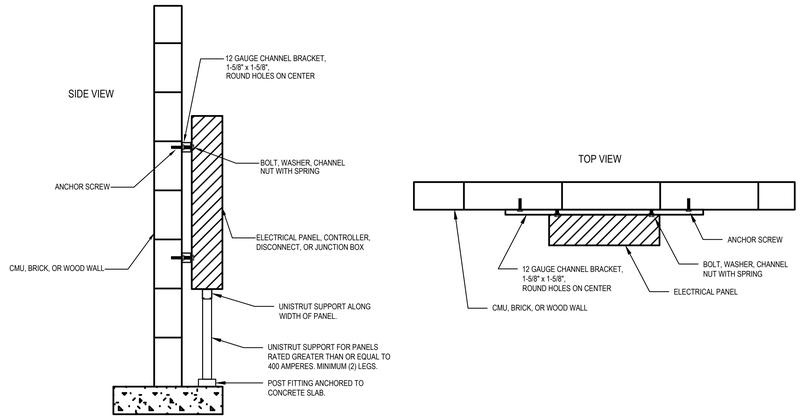

2 E-500 TYPICAL MECHANICAL / STORAGE ROOM ELECTRICAL PANEL MOUNT DETAIL

SCALE: NOT TO SCALE

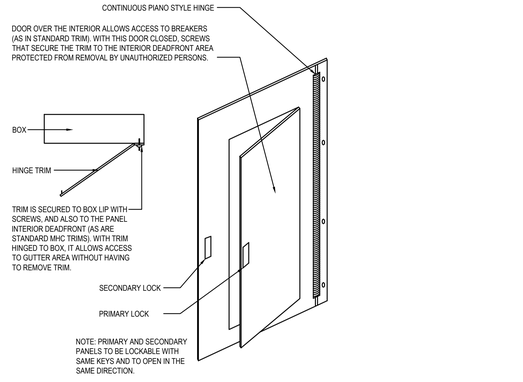

3 E-500 CUSTOM FULLY HINGED SURFACE MOUNTED DOOR AND TRIM DETAIL

SCALE: NOT TO SCALE

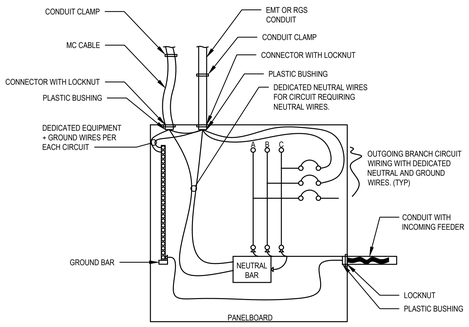

4 E-500 EQUIPMENT GROUND AND NEUTRAL WIRING IN PANELBOARD (TYP)

SCALE: NOT TO SCALE

NOTES:
1. PROVIDE GROUND BAR WITH ADEQUATE TERMINALS FOR EQUIPMENT GROUND WIRES.
2. DOUBLE LUGGING OF NEUTRAL OR EQUIPMENT GROUND WIRES IS NOT PERMITTED.
3. NUMBER OF NEUTRAL AND EQUIPMENT GROUND WIRES VARY BY PANEL AND BRANCH CIRCUITS.

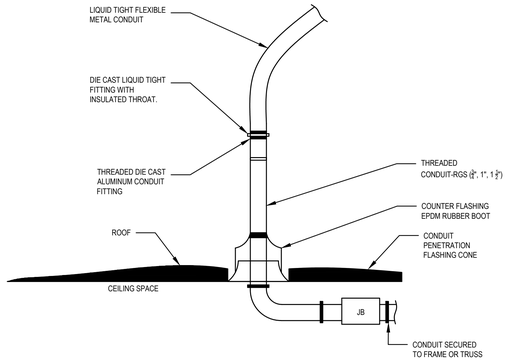

5 E-500 TYPICAL CONDUIT ROOF PENETRATION DETAIL

SCALE: NOT TO SCALE

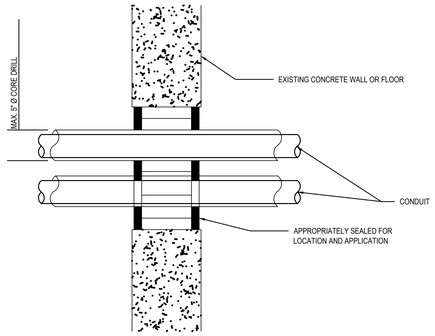

6 E-500 TYPICAL PENETRATION IN WALL OR FLOOR

SCALE: NOT TO SCALE

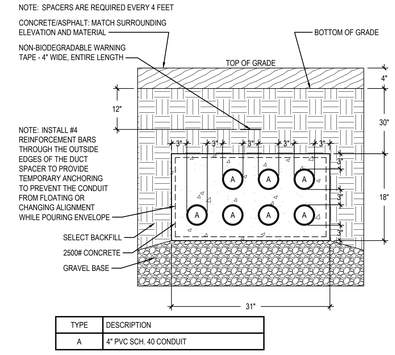

7 E-500 UNDERGROUND DUCT BANK DETAIL

SCALE: NOT TO SCALE

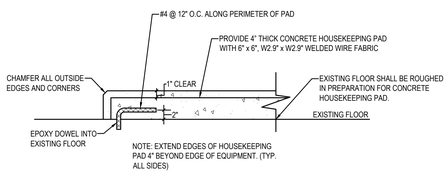

8 E-500 HOUSEKEEPING PAD DETAIL

SCALE: NO SCALE

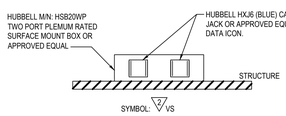

9 E-500 TYPE C2 INFORMATION OUTLET

SCALE: NO SCALE

FOR C2 (VS) OUTLETS

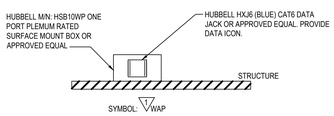

10 E-500 TYPE C1 INFORMATION OUTLET

SCALE: NO SCALE

FOR C1 CEILING MOUNTED OUTLETS

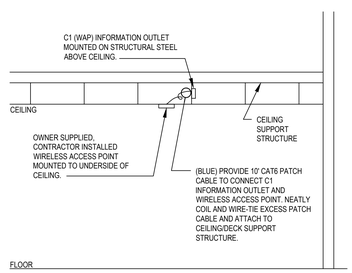

11 E-500 TYPICAL CEILING MOUNTED WIRELESS ACCESS POINT DETAIL

SCALE: NO SCALE

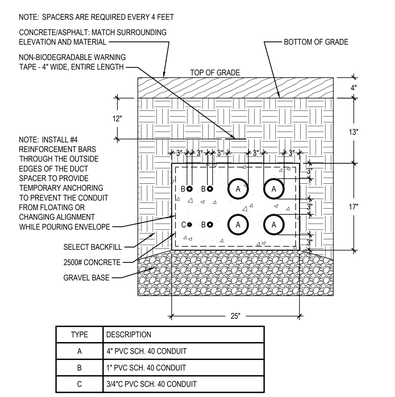

12 E-500 UNDERGROUND DUCT BANK DETAIL

SCALE: NOT TO SCALE

STUDIOJAED
ARCHITECTS ◘ ENGINEERS ◘ FACILITIES SOLUTIONS
Email: info@StudioJAED.com
Website: www.StudioJAED.com
MARYLAND OFFICE
213 FRONT STREET, P.O. BOX 754
CRUMPTON, MARYLAND 21628
PROVIDENCE OFFICE
42 WEYBOSSET STREET, SITE 403
PROVIDENCE, RHODE ISLAND 02903
P: (401) 648-0884
DELAWARE OFFICE
2500 WRANGLE HILL ROAD, STE. 110
BEAR, DELAWARE 19701
P: (302) 832-1825
CONSULTANT

THIS DRAWING IS THE PROPERTY OF STUDIOJAED AND IS PREPARED FOR THE EXCLUSIVE USE OF ITS CLIENTS AT THE LOCATION INDICATED. NO OTHER USE IS AUTHORIZED OR INTENDED.

THE PROFESSIONAL SERVICES OF THE ARCHITECT ARE UNDERTAKEN FOR AND ARE PERFORMED IN THE INTEREST OF [NAME OF PERSON EMPLOYING ARCHITECT]. NO CONTRACTUAL OBLIGATION IS ASSUMED BY THE ARCHITECT FOR THE BENEFIT OF ANY OTHER PERSON INVOLVED IN THE PROJECT.

SIGNATURE: _____
DATE OF SIGNATURE: _____
DATE OF REGISTRATION EXPIRATION: _____
ARCHITECT / ENGINEER SEAL

PROJECT
CITY OF PROVIDENCE RENOVATIONS
AT
PLEASANT VIEW ELEMENTARY SCHOOL
50 OBADIAH BROWN RD
PROVIDENCE, RI 02909

REVISIONS

MARK	DESCRIPTION	DATE

SHEET TITLE

ELECTRICAL DETAILS

BID DOCUMENTS
SEPTEMBER 19, 2022

DRAWN	CHK'D	PROJECT NO.
DZ	PP	20041

SHEET NO.

E-500

THE RECIPIENT OF THESE PLANS BY HARD COPY OR ELECTRONIC TRANSMISSION BY USE THEREOF UNDERSTANDS AND AGREES AS FOLLOWS: - THE ELECTRONIC DATA TRANSMITTED (DATA) MAY BE ALTERED DURING TRANSIT AND TRANSLATION. - JAED CORPORATION DO NOT WARRANT OR MAKE ANY REPRESENTATIONS WITH RESPECT TO THE ACCURACY OF THE DATA. - THE RECIPIENT WILL COMPARE THE DATA WITH AVAILABLE HARD COPIES. - JAED CORPORATION RETAINS ALL OWNERSHIP, COPYRIGHT, AND OTHER INTELLECTUAL PROPERTY INTERESTS IN THE DATA AND INFORMATION ON THE PLANS. - THE RECIPIENT WARRANTS THAT IT WILL NOT REPRODUCE OR OTHERWISE MAKE USE OF THE DATA OR PLANS IN ANY ENDEAVOR NOT DIRECTLY RELATED TO THE PROJECT FOR WHICH IT RECEIVED THE DATA. - THE RECIPIENT AGREES TO INDEMNIFY AND HOLD JAED CORPORATION HARMLESS FROM ANY CLAIMS, DAMAGES, LOSSES, OR EXPENSES ARISING OUT OF OR RESULTING FROM THE USE OF THE ELECTRONIC DATA.

9/20/2022 3:30 PM

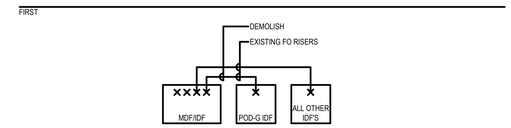

1 E-501 RISER - FIBER-OPTIC CABLING DEMOLITION DETAIL

SCALE: NOT TO SCALE

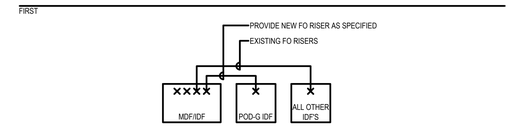

2 E-501 RISER - FIBER-OPTIC CABLING DETAIL

SCALE: NOT TO SCALE

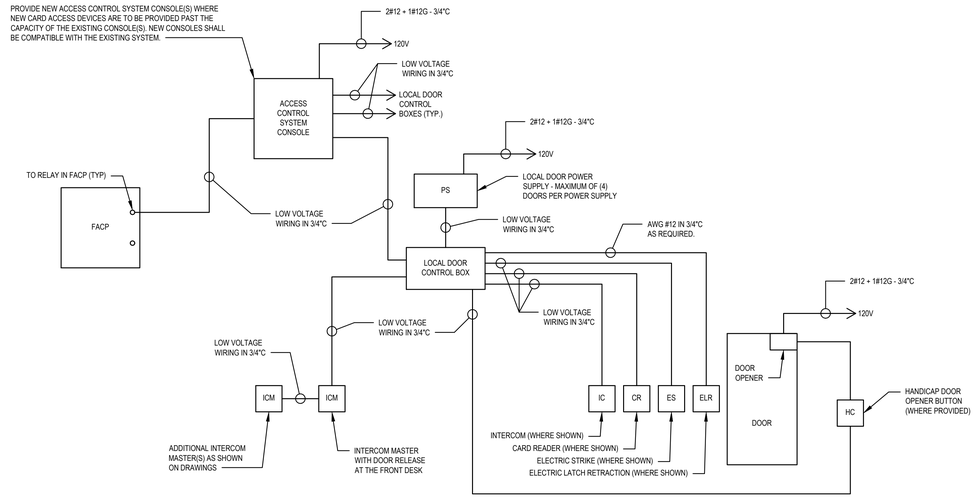

3 E-501 TYPICAL DOOR WIRING DIAGRAM

SCALE: NOT TO SCALE

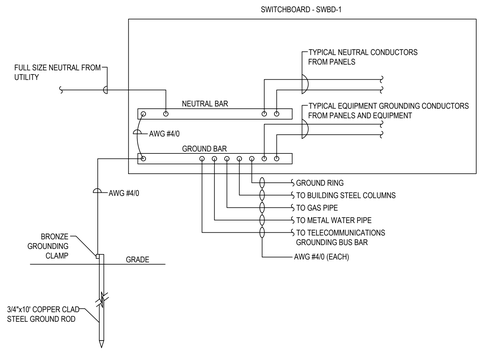

4 E-501 GROUNDING DETAIL

SCALE: NOT TO SCALE

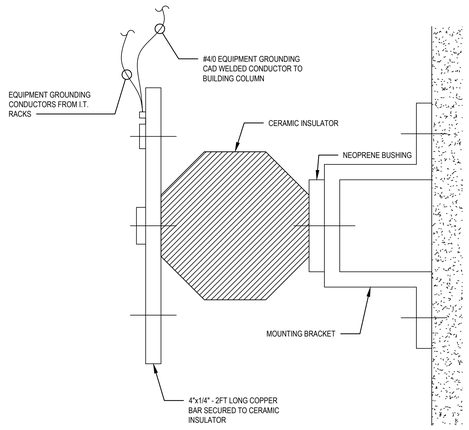

5 E-501 MDF/IDF GROUNDING DETAIL

SCALE: N.T.S.

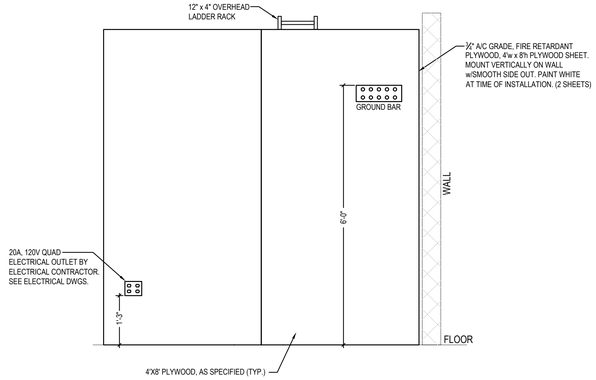

6 E-501 IDF BACKBOARD ELEVATION

SCALE: N.T.S.

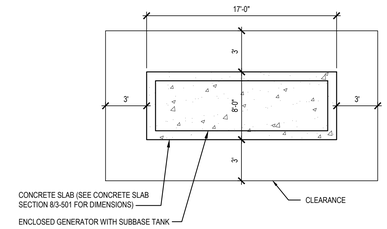

7 E-501 EMERGENCY GENERATOR PAD DETAIL

SCALE: NTS

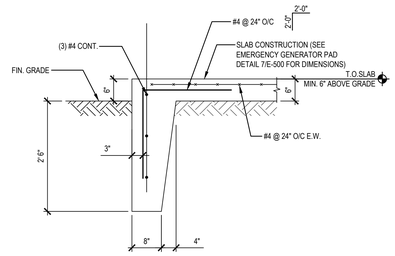

8 E-501 CONCRETE SLAB SECTION

SCALE: NTS

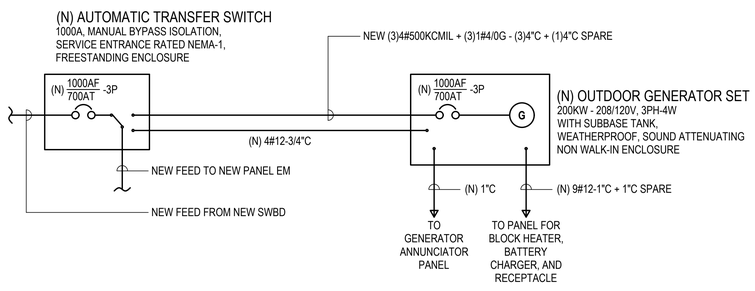

9 E-501 EMERGENCY GENERATOR SINGLE LINE DIAGRAM

SCALE: N.T.S.

THE RECEIVER OF THESE PLANS BY HARD COPY OR ELECTRONIC TRANSMISSION BY USE THEREOF UNDERSTANDS AND AGREES AS FOLLOWS: - THE ELECTRONIC DATA TRANSMITTED (DATA") MAY BE A TEND DURING TRANSFER AND TRANSLATION. - JAED CORPORATION DO NOT WARRANT OR MAKE ANY REPRESENTATIONS WITH RESPECT TO THE ACCURACY OF THE DATA. - THE RECEIVER WARRANTS THAT IT WILL NOT REPRODUCE OR OTHERWISE MAKE USE OF THE DATA OR PLANS IN ANY ENDEAVOR NOT DIRECTLY RELATED TO THE PROJECT FOR WHICH IT IS PROVIDED. IF ANY HARD COPIES OR ELECTRONIC DATA ARE ACCESSED BY ANYONE OTHER THAN THE INTENDED RECIPIENT, THE RECEIVER AGREES TO PAY JAED CORPORATION AS LIQUIDATED DAMAGES AN AMOUNT EQUAL TO 10 TIMES THE ORIGINAL CONTRACT FEE FOR THE SERVICES FOR WHICH THE PLANS WERE PREPARED. 9/20/2022 3:30 PM

STUDIOJAED
ARCHITECTS ◘ ENGINEERS ◘ FACILITIES SOLUTIONS
Website: www.StudioJAED.com Email: info@StudioJAED.com
MARYLAND OFFICE 213 FRONT STREET, P.O. BOX 754 CRUMPTON, MARYLAND 21628
PROVIDENCE OFFICE 42 WEYBOSSET STREET, STE. 403 PROVIDENCE, RHODE ISLAND 02903 P: (401) 648-0884
DELAWARE OFFICE 2500 WRANGLE HILL ROAD, STE. 110 BEAR, DELAWARE 19701 P: (302) 832-1825

CONSULTANT

THIS DRAWING IS THE PROPERTY OF STUDIOJAED AND IS PREPARED FOR THE EXCLUSIVE USE OF ITS CLIENTS AT THE LOCATION INDICATED. NO OTHER USE IS AUTHORIZED OR INTENDED.

THE PROFESSIONAL SERVICES OF THE ARCHITECT ARE UNDERTAKEN FOR AND ARE PERFORMED IN THE INTEREST OF [NAME OF PERSON EMPLOYING ARCHITECT]. NO CONTRACTUAL OBLIGATION IS ASSUMED BY THE ARCHITECT FOR THE BENEFIT OF ANY OTHER PERSON INVOLVED IN THE PROJECT.

SIGNATURE: _____
DATE OF SIGNATURE: _____
DATE OF REGISTRATION EXPIRATION: _____

ARCHITECT / ENGINEER SEAL

PROJECT

CITY OF PROVIDENCE
RENOVATIONS
AT
PLEASANT VIEW ELEMENTARY SCHOOL
50 OBADIAH BROWN RD
PROVIDENCE, RI 02909

REVISIONS

MARK	DESCRIPTION	DATE

SHEET TITLE

ELECTRICAL DETAILS

BID DOCUMENTS
SEPTEMBER 19, 2022

DRAWN	CHK'D	PROJECT NO.
DZ	PP	20041

SHEET NO.

E-501

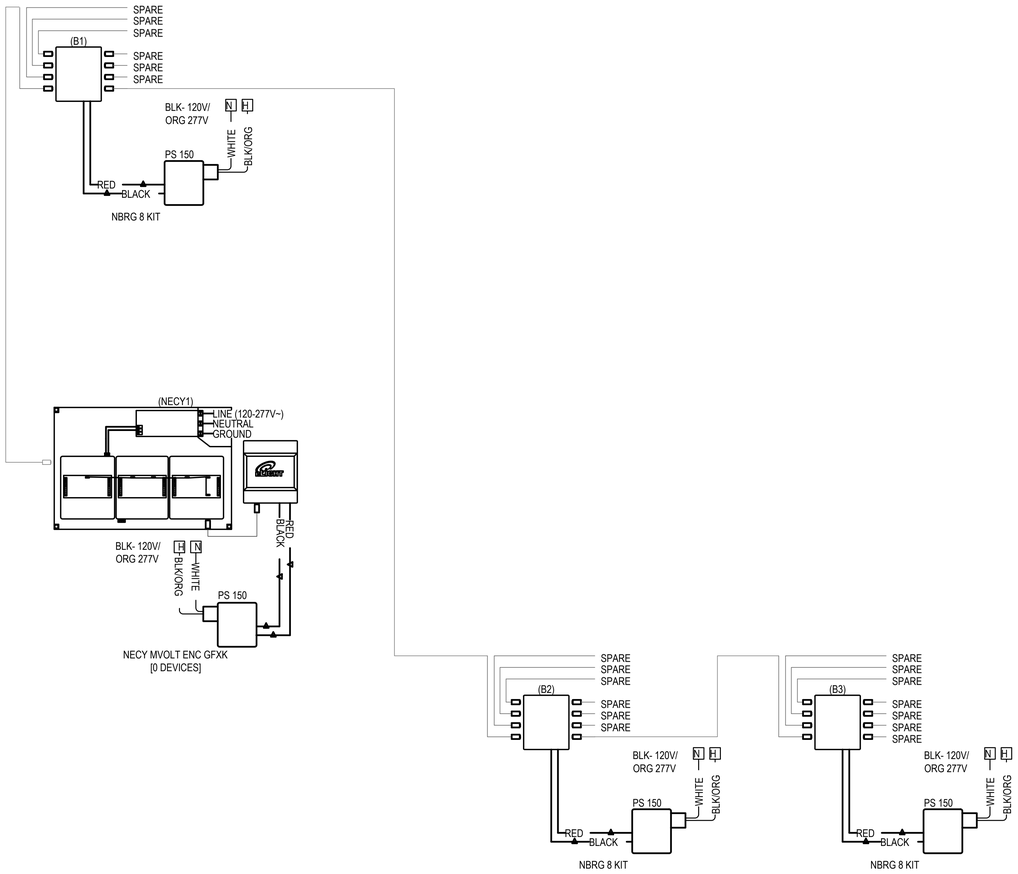

1 SC1 NECY1
Design 1

1 LIGHTING CONTROLS DETAIL 1
E-502 SCALE: NO SCALE

AcuityBrands®

Pleasant View ES

Drawing Type: Riser

Prepared For: Architectural Lighting Design

Date: 05/17/2021
Scale: NOT TO SCALE
Drawn By: FO
Project #:
DWG Ref:
Sheet: Riser 1

STUDIOJAED
ARCHITECTS ◘ ENGINEERS ◘ FACILITIES SOLUTIONS
Website: www.StudioJAED.com
Email: info@StudioJAED.com

MARYLAND OFFICE
213 FRONT STREET, P.O. BOX 254
CRUMPTON, MARYLAND 21628

PROVIDENCE OFFICE
42 WEYBOSSET STREET, STE. 403
PROVIDENCE, RHODE ISLAND 02903
P: (401) 648-0884

DELAWARE OFFICE
2500 WRANGLE HILL ROAD, STE. 110
BEAR, DELAWARE 19701
P: (302) 832-1825

CONSULTANT

THIS DRAWING IS THE PROPERTY OF STUDIOJAED AND IS PREPARED FOR THE EXCLUSIVE USE OF ITS CLIENTS AT THE LOCATION INDICATED. NO OTHER USE IS AUTHORIZED OR INTENDED.

THE PROFESSIONAL SERVICES OF THE ARCHITECT ARE UNDERTAKEN FOR AND ARE PERFORMED IN THE INTEREST OF [NAME OF PERSON EMPLOYING ARCHITECT]. NO CONTRACTUAL OBLIGATION IS ASSUMED BY THE ARCHITECT FOR THE BENEFIT OF ANY OTHER PERSON INVOLVED IN THE PROJECT.

SIGNATURE: _____
DATE OF SIGNATURE: _____
DATE OF REGISTRATION EXPIRATION: _____

ARCHITECT / ENGINEER SEAL

PROJECT

CITY OF PROVIDENCE
PROVIDENCE PUBLIC SCHOOLS
RENOVATIONS
AT
PLEASANT VIEW ELEMENTARY SCHOOL
50 OBADIAH BROWN RD
PROVIDENCE, RI 02909

REVISIONS

MARK	DESCRIPTION	DATE

SHEET TITLE

ELECTRICAL LIGHTING
RISER DIAGRAMS

BID
DOCUMENTS
SEPTEMBER 19, 2022

DRAWN	CHK'D	PROJECT NO.
DZ	PP	20041

SHEET NO.

E-502

THE RECEIVER OF THESE PLANS BY HARD COPY OR ELECTRONIC TRANSMISSION BY USE THEREOF UNDERSTANDS AND AGREES AS FOLLOWS: - THE ELECTRONIC DATA TRANSMITTED (SUCH PLANS MAY BE ALTERED DURING TRANSIT AND TRANSLATION. - AEC CORPORATION DO NOT WARRANT OR MAKE ANY REPRESENTATIONS WITH RESPECT TO THE ACCURACY OF THE DATA. - THE RECEIVER WARRANTS THAT IT WILL NOT REPRODUCE OR OTHERWISE MAKE USE OF THE DATA OR PLANS IN ANY ENDEAVOR NOT DIRECTLY RELATED TO THE PROJECT FOR WHICH IT HAS BEEN SUPPLIED. - LABELLED AND ACCESS TO AND USE OF ANY ACCESS SOFTWARE AND CORPORATION'S PROPRIETARY SOFTWARE SHALL NOT CONFER ANY RIGHTS IN THE DATA. - THE RECEIVER AGREES TO BE FULLY LIABLE FOR ANY DAMAGES ARISING FROM ITS USE OF ACCESS SOFTWARE AND/OR DATA. - THE RECEIVER AGREES TO INDEMNIFY AND HOLD HARMLESS AEC CORPORATION FROM AND AGAINST ALL CLAIMS, DAMAGES, LOSSES AND EXPENSES INCLUDING ATTORNEY'S FEES ARISING OUT OF OR RESULTING FROM THE USE OF ELECTRONIC DATA.

9/30/2022 3:50 PM

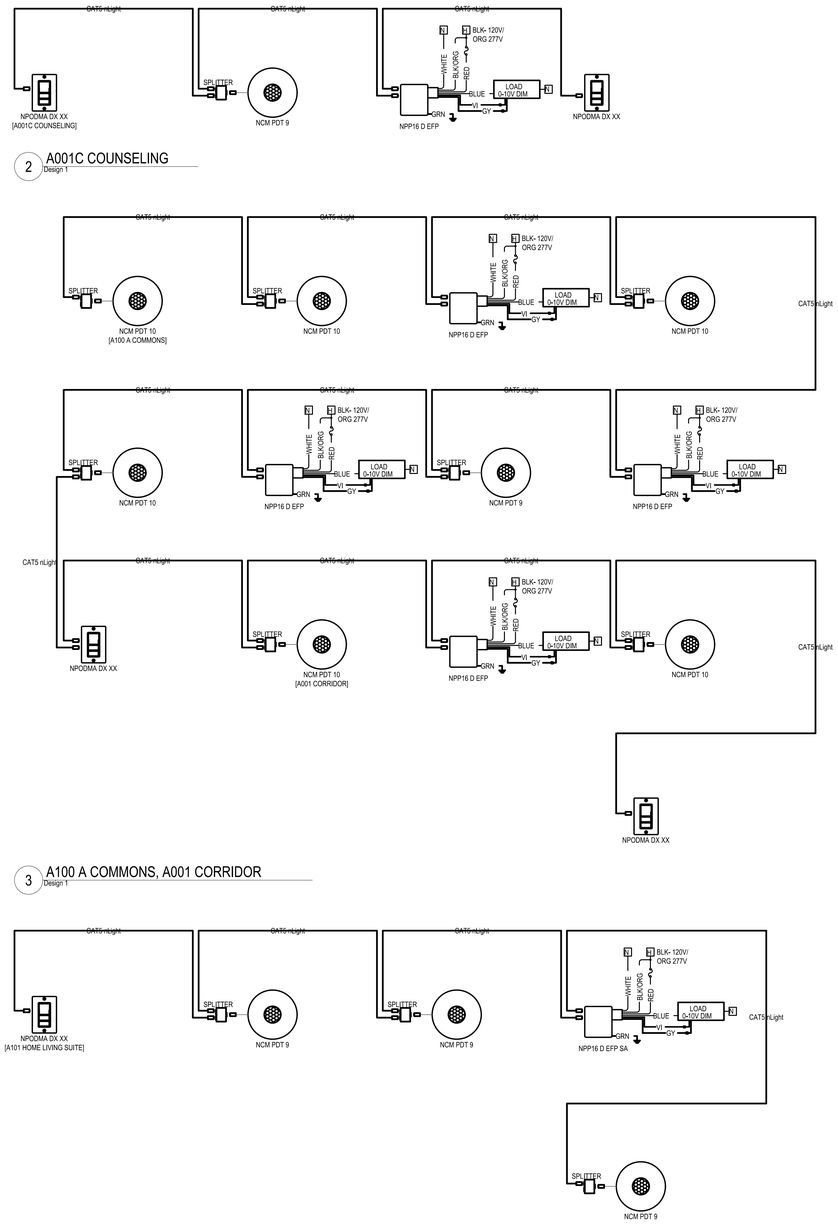

2 A001C COUNSELING
Design 1

3 A100 A COMMONS, A001 CORRIDOR
Design 1

4 A101 HOME LIVING SUITE
Design 1

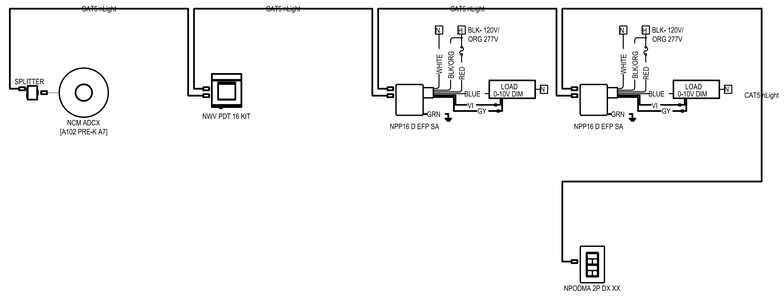

5 A102 PRE-K A7
Design 1

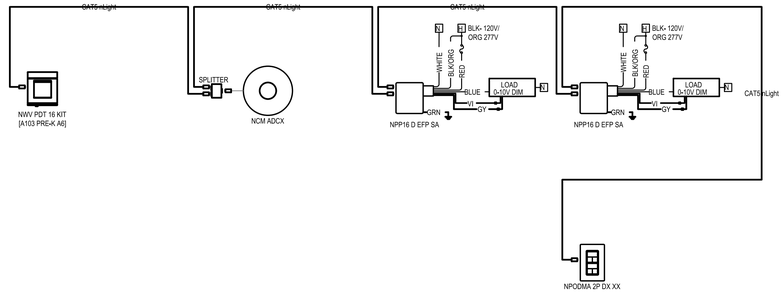

6 A103 PRE-K A6
Design 1

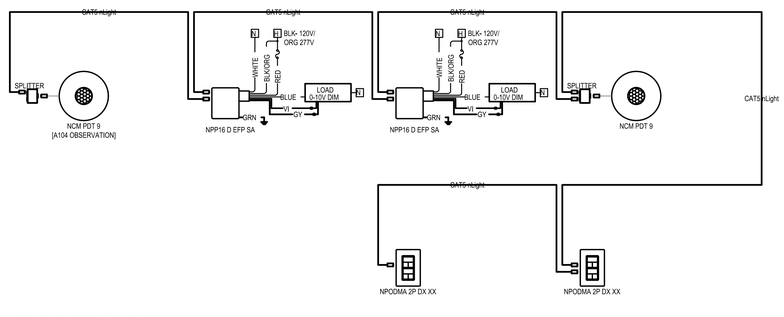

7 A104 OBSERVATION
Design 1

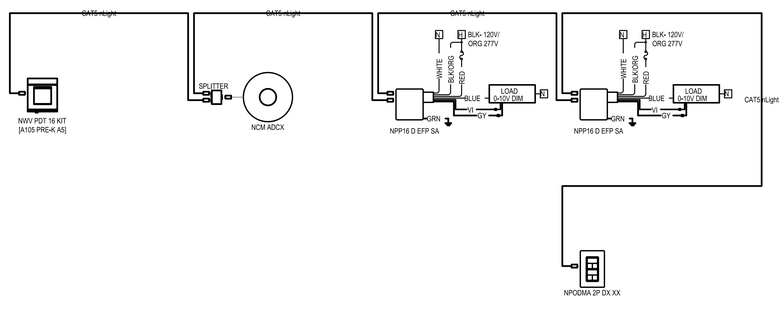

8 A105 PRE-K A5
Design 1

1 LIGHTING CONTROLS DETAIL 2
E-503 SCALE: NO SCALE

AcuityBrands.

Pleasant View ES

Drawing Type: Riser

Prepared For: Architectural Lighting Design

Date:	05/17/2021
Scale:	NOT TO SCALE
Drawn By:	FO
Project #:	
DWG Ref:	
Sheet:	Riser 2

STUDIOJAED
ARCHITECTS ◘ ENGINEERS ◘ FACILITIES SOLUTIONS
Email: info@StudioJAED.com
Website: www.StudioJAED.com

MARYLAND OFFICE
213 FRONT STREET, P.O. BOX 754
CRUMPTON, MARYLAND 21628

PROVIDENCE OFFICE
42 WEYBOSSET STREET, STE. 403
PROVIDENCE, RHODE ISLAND 02903
P: (401) 648-0884

DELAWARE OFFICE
2500 WRANGLE HILL ROAD, STE. 110
BEAR, DELAWARE 19701
P: (302) 832-1825

CONSULTANT

THIS DRAWING IS THE PROPERTY OF STUDIOJAED AND IS PREPARED FOR THE EXCLUSIVE USE OF ITS CLIENTS AT THE LOCATION INDICATED. NO OTHER USE IS AUTHORIZED OR INTENDED.

THE PROFESSIONAL SERVICES OF THE ARCHITECT ARE UNDERTAKEN FOR AND ARE PERFORMED IN THE INTEREST OF (NAME OF PERSON EMPLOYING ARCHITECT). NO CONTRACTUAL OBLIGATION IS ASSUMED BY THE ARCHITECT FOR THE BENEFIT OF ANY OTHER PERSON INVOLVED IN THE PROJECT.

SIGNATURE: _____
DATE OF SIGNATURE: _____
DATE OF REGISTRATION EXPIRATION: _____

ARCHITECT / ENGINEER SEAL

PROJECT

CITY OF PROVIDENCE
PROVIDENCE PUBLIC SCHOOLS
RENOVATIONS
AT
PLEASANT VIEW ELEMENTARY SCHOOL
50 OBADIAH BROWN RD
PROVIDENCE, RI 02909

REVISIONS

MARK	DESCRIPTION	DATE

SHEET TITLE

ELECTRICAL LIGHTING RISER DIAGRAMS

BID DOCUMENTS
SEPTEMBER 19, 2022

DRAWN	CHK'D	PROJECT NO.
DZ	PP	20041

SHEET NO.

E-503

THE RECEIVER OF THESE PLANS BY HARD COPY OR ELECTRONIC TRANSMISSION BY USE THEREOF UNDERSTANDS AND AGREES AS FOLLOWS: - THESE ELECTRONIC DATA TRANSMITTED FOR A MAY BE ALTERED DURING TRANSIT AND TRANSLATION. - JAED CORPORATION DO NOT WARRANT OR MAKE ANY REPRESENTATIONS WITH RESPECT TO THE ACCURACY OF THE DATA. - THE RECEIVER WARRANTS THAT IT WILL NOT REPRODUCE OR OTHERWISE MAKE USE OF THE DATA OR RELEASE IN ANY ENDEAVOR NOT DIRECTLY RELATED TO THE PROJECT FOR WHICH IT HAS BEEN SUPPLIED. - UNDER NO CIRCUMSTANCES SHALL JAED CORPORATION BE LIABLE FOR ANY DIRECT OR INDIRECT, CONSEQUENTIAL OR INCIDENTAL DAMAGES ARISING OUT OF ANY RECEIVER'S UNAUTHORIZED OR IMPROPER USE OF THE DATA. - THE RECEIVER AGREES TO INDEMNIFY AND HOLD HARMLESS JAED CORPORATION FROM AND AGAINST ALL CLAIMS, DAMAGES, LOSSES AND EXPENSES ARISING OUT OF OR RESULTING THEREFROM. THIS SET OF ELECTRONIC DATA

9/20/2022 3:50 PM

THE RECEIVER OF THESE PLANS BY HARD COPY OR ELECTRONIC TRANSMISSION BY USE THEREOF UNDERSTANDS AND AGREES AS FOLLOWS: - "THE ELECTRONIC DATA TRANSMITTED STATIV VARY BE ALTERED DURING TRANSMITTAND TRANSLATION. - LMDI CORPORATION RETAINS ALL OWNERSHIP, COPYRIGHT, AND OTHER INTELLECTUAL PROPERTY INTERESTS IN THE DATA AND INFORMATION ON THE PLANS. - THE RECEIVER WARRANTS THAT IT WILL NOT REPRODUCE OR OTHERWISE MAKE USE OF THE DATA OR PLANS IN ANY ENDEAVOR NOT DIRECTLY RELATED TO THE PROJECT FOR WHICH IT HAS BEEN SPECIFICALLY ISSUED. - LMDI CORPORATION DOES NOT WARRANT OR MAKE ANY REPRESENTATIONS WITH RESPECT TO THE ACCURACY OF THE DATA. - THE RECEIVER WILL COMPARE THE DATA WITH AVAILABLE HARD COPIES. - LMDI CORPORATION RETAINS ALL OWNERSHIP, COPYRIGHT, AND OTHER INTELLECTUAL PROPERTY INTERESTS IN THE DATA AND INFORMATION ON THE PLANS. - THE RECEIVER WARRANTS THAT IT WILL NOT REPRODUCE OR OTHERWISE MAKE USE OF THE DATA OR PLANS IN ANY ENDEAVOR NOT DIRECTLY RELATED TO THE PROJECT FOR WHICH IT HAS BEEN SPECIFICALLY ISSUED. - LMDI CORPORATION DOES NOT WARRANT OR MAKE ANY REPRESENTATIONS WITH RESPECT TO THE ACCURACY OF THE DATA. - THE RECEIVER WILL COMPARE THE DATA WITH AVAILABLE HARD COPIES. - LMDI CORPORATION RETAINS ALL OWNERSHIP, COPYRIGHT, AND OTHER INTELLECTUAL PROPERTY INTERESTS IN THE DATA AND INFORMATION ON THE PLANS. - THE RECEIVER WARRANTS THAT IT WILL NOT REPRODUCE OR OTHERWISE MAKE USE OF THE DATA OR PLANS IN ANY ENDEAVOR NOT DIRECTLY RELATED TO THE PROJECT FOR WHICH IT HAS BEEN SPECIFICALLY ISSUED.

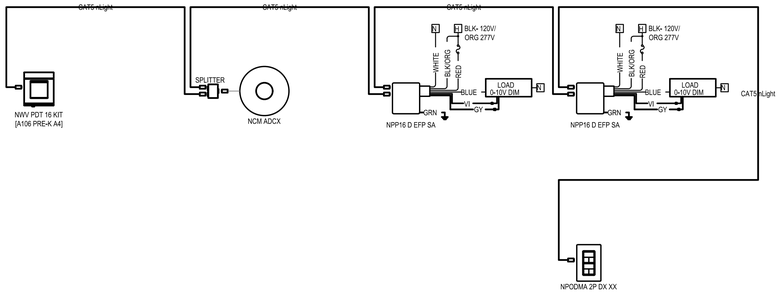

9 A106 PRE-K A4
Design 1

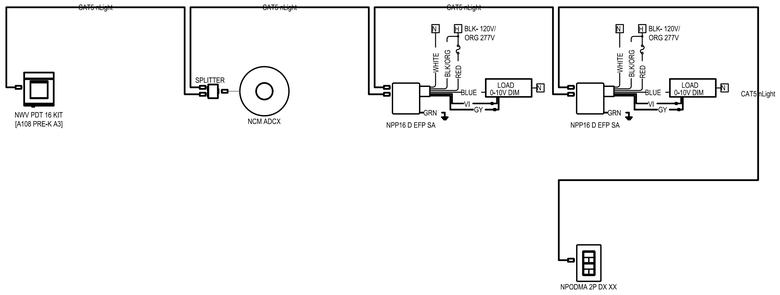

11 A108 PRE-K A3
Design 1

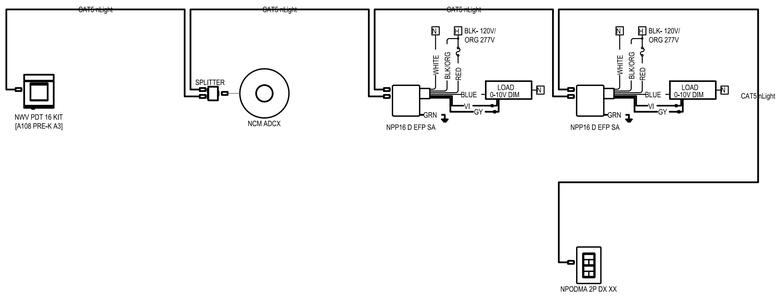

11 A108 PRE-K A3
Design 1

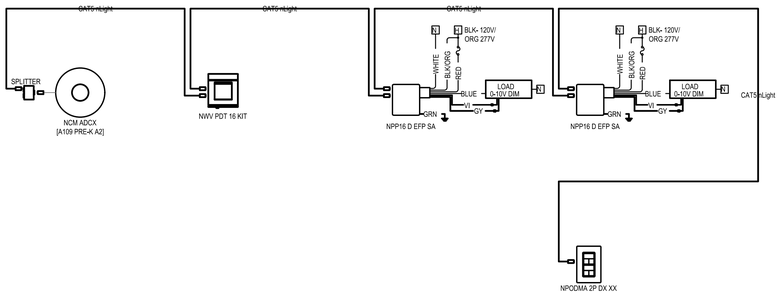

12 A109 PRE-K A2
Design 1

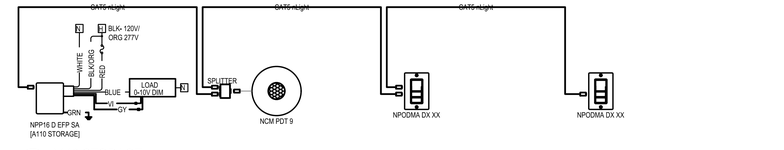

13 A110 STORAGE
Design 1

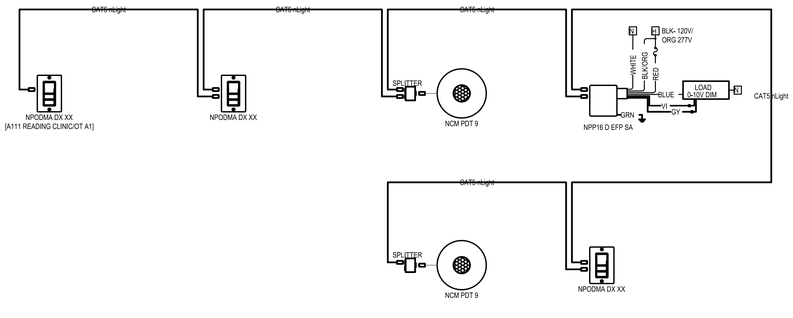

14 A111 READING CLINIC/OT A1
Design 1

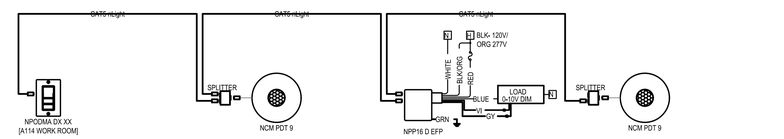

15 A114 WORK ROOM
Design 1

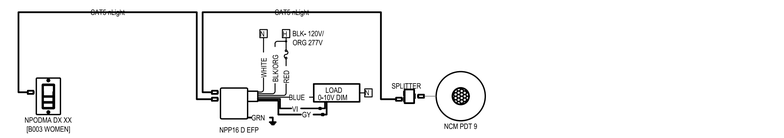

16 B003 WOMEN
Design 1

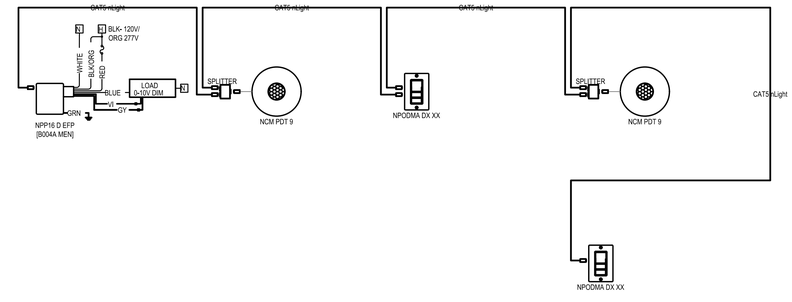

17 B004A MEN
Design 1

1 LIGHTING CONTROLS DETAIL 3
E-504 SCALE: NO SCALE

AcuityBrands®

Pleasant View ES

Drawing Type: Riser

Prepared For: Architectural Lighting Design

Date: 05/17/2021
Scale: NOT TO SCALE
Drawn By: FO
Project #:
DWG Ref:
Sheet: Riser 3

STUDIOJAED
ARCHITECTS ◘ ENGINEERS ◘ FACILITIES SOLUTIONS
Email: info@StudioJAED.com
Website: www.StudioJAED.com

PROVIDENCE OFFICE
42 WEYBOSSET STREET, STE. 403
PROVIDENCE, RHODE ISLAND 02903
P: (401) 648-0884

MARYLAND OFFICE
213 FRONT STREET, P.O. BOX 754
CRUMPTON, MARYLAND 21628

DELAWARE OFFICE
2500 WRANGLE HILL ROAD, STE. 110
BEAR, DELAWARE 19701
P: (302) 832-1825

CONSULTANT

THIS DRAWING IS THE PROPERTY OF STUDIOJAED AND IS PREPARED FOR THE EXCLUSIVE USE OF ITS CLIENTS AT THE LOCATION INDICATED. NO OTHER USE IS AUTHORIZED OR INTENDED.

THE PROFESSIONAL SERVICES OF THE ARCHITECT ARE UNDERTAKEN FOR AND ARE PERFORMED IN THE INTEREST OF [NAME OF PERSON EMPLOYING ARCHITECT]. NO CONTRACTUAL OBLIGATION IS ASSUMED BY THE ARCHITECT FOR THE BENEFIT OF ANY OTHER PERSON INVOLVED IN THE PROJECT.

SIGNATURE:
DATE OF SIGNATURE:
DATE OF REGISTRATION EXPIRATION:
ARCHITECT / ENGINEER SEAL

PROJECT

CITY OF PROVIDENCE
PROVIDENCE PUBLIC SCHOOLS
RENOVATIONS
AT
PLEASANT VIEW ELEMENTARY SCHOOL
50 OBADIAH BROWN RD
PROVIDENCE, RI 02909

REVISIONS

MARK	DESCRIPTION	DATE

SHEET TITLE

ELECTRICAL LIGHTING RISER DIAGRAMS

BID DOCUMENTS
SEPTEMBER 19, 2022

DRAWN	CHK'D	PROJECT NO.
DZ	PP	20041

SHEET NO.
E-504

9/20/2022 3:30 PM

THE RECIPIENT OF THESE PLANS BY HARD COPY OR ELECTRONIC TRANSMISSION BY USE THEREOF UNDERSTANDS AND AGREES AS FOLLOWS: - THE ELECTRONIC DATA TRANSMITTED (DATA) MAY BE ALTERED DURING TRANSIT AND TRANSLATION. - AUES CORPORATION DO NOT WARRANT OR MAKE ANY REPRESENTATIONS WITH RESPECT TO THE ACCURACY OF THE DATA. - THE RECEIVER WARRANTS THAT IT WILL NOT REPRODUCE OR OTHERWISE MAKE USE OF THE DATA OR RUN ANY ENDEAVOR NOT DIRECTLY RELATED TO THE PROJECT FOR WHICH IT WAS PROVIDED. - IN THE EVENT OF ANY ACTION IN LAW OR EQUITY BROUGHT AUES CORPORATION AGAINST TO HAVE DEFECTS CORRECTED OR DAMAGES AWARDED, THE RECEIVER AGREES TO PAY AUES'S COSTS, INCLUDING REASONABLE ATTORNEY'S FEES AND COSTS OF EXPERTS INCURRED BY AUES TO ESTABLISH THE DEFECTS AND DAMAGES. -

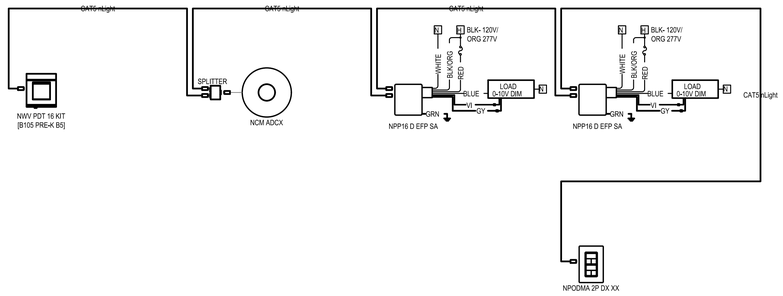

25 B105 PRE-K B5
Design 1

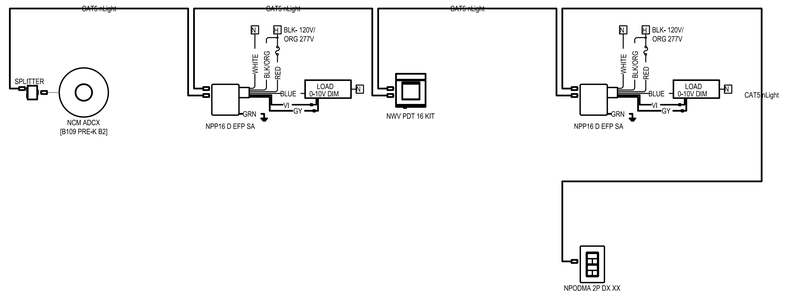

29 B109 PRE-K B2
Design 1

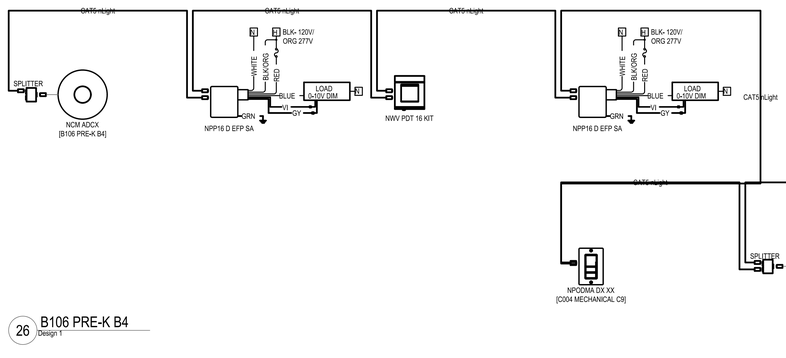

26 B106 PRE-K B4
Design 1

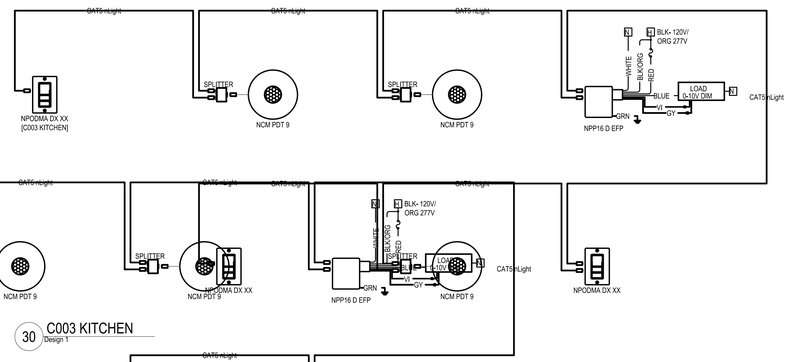

30 C003 KITCHEN
Design 1

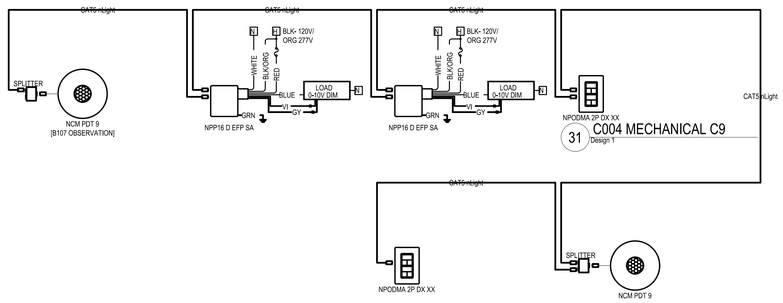

27 B107 OBSERVATION
Design 1

31 C004 MECHANICAL C9
Design 1

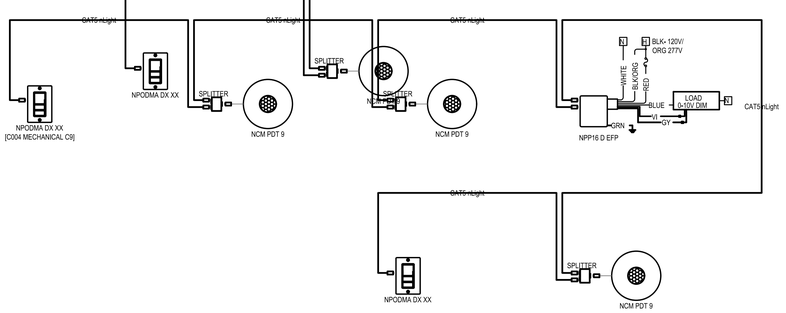

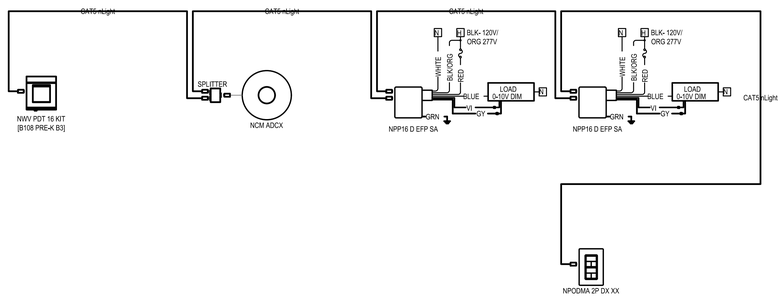

28 B108 PRE-K B3
Design 1

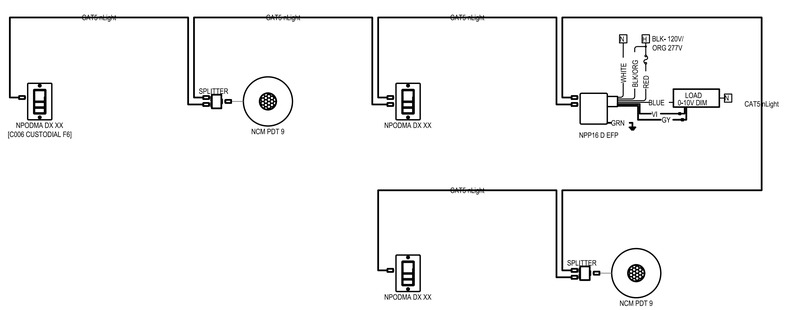

32 C006 CUSTODIAL F6
Design 1

1 LIGHTING CONTROLS DETAIL 5
E-506 SCALE: NO SCALE

AcuityBrands®

Pleasant View ES

Drawing Type: Riser

Prepared For: Architectural Lighting Design

Date: 05/17/2021
Scale: NOT TO SCALE
Drawn By: FO
Project #:
DWG Ref:
Sheet: Riser 5

STUDIO JAED
ARCHITECTS ◘ ENGINEERS ◘ FACILITIES SOLUTIONS
Email: info@StudioJAED.com
Website: www.StudioJAED.com
MARYLAND OFFICE
213 FRONT STREET, P.O. BOX 754
CRUMPTON, MARYLAND 21628
PROVIDENCE OFFICE
42 WEYBOSSET STREET, SITE 403
PROVIDENCE, RHODE ISLAND 02903
P: (401) 648-0884
DELAWARE OFFICE
2500 WRANGLE HILL ROAD, SITE 110
BEAR, DELAWARE 19701
P: (302) 832-1825

CONSULTANT

THIS DRAWING IS THE PROPERTY OF STUDIOJAED AND IS PREPARED FOR THE EXCLUSIVE USE OF ITS CLIENTS AT THE LOCATION INDICATED. NO OTHER USE IS AUTHORIZED OR INTENDED.

THE PROFESSIONAL SERVICES OF THE ARCHITECT ARE UNDERTAKEN FOR AND ARE PERFORMED IN THE INTEREST OF [NAME OF PERSON EMPLOYING ARCHITECT]. NO CONTRACTUAL OBLIGATION IS ASSUMED BY THE ARCHITECT FOR THE BENEFIT OF ANY OTHER PERSON INVOLVED IN THE PROJECT.

SIGNATURE:
DATE OF SIGNATURE:
DATE OF REGISTRATION EXPIRATION:

ARCHITECT / ENGINEER SEAL

PROJECT

CITY OF PROVIDENCE
PROVIDENCE PUBLIC SCHOOLS
RENOVATIONS
AT
PLEASANT VIEW ELEMENTARY SCHOOL
50 OBADIAH BROWN RD
PROVIDENCE, RI 02909

REVISIONS

MARK	DESCRIPTION	DATE

SHEET TITLE

ELECTRICAL LIGHTING
RISER DIAGRAMS

BID
DOCUMENTS
SEPTEMBER 19, 2022

DRAWN	CHK'D	PROJECT NO.
DZ	PP	20041

SHEET NO.
E-506

THE RECEIVER OF THESE PLANS BY HAND OR VIA ELECTRONIC TRANSMISSION BY USE THEREOF UNDERSTAND AND AGREES AS FOLLOWS: - THE ELECTRONIC DATA TRANSMITTED (DATA) MAY BE ALTERED DURING TRANSIT AND TRANSLATION. - JAED CORPORATION DO NOT WARRANT OR MAKE ANY REPRESENTATIONS WITH RESPECT TO THE ACCURACY OF THE DATA. - THE RECEIVER WILL COMPARE THE DATA WITH AVAILABLE HARD COPIES. - JAED CORPORATION RETAINS ALL OWNERSHIP, COPYRIGHT, AND OTHER INTELLECTUAL PROPERTY INTERESTS IN THE DATA AND INFORMATION ON THE PLANS. - THE RECEIVER WARRANTS THAT IT WILL NOT REPRODUCE OR OTHERWISE MAKE USE OF THE DATA OR PLANS IN ANY ENDEAVOR NOT DIRECTLY RELATED TO THE PROJECT FOR WHICH IT AGREES TO ACCEPT LICENSE AS EVIDENCED BY EXECUTION OF AN AIA DOCUMENT C106 OR OTHER LICENSE AGREEMENT. - THE RECEIVER AGREES TO INDEMNIFY AND HOLD HARMLESS JAED CORPORATION FROM ANY DAMAGES, LOSS OR EXPENSE ARISING OUT OF OR RESULTING THEREFROM. THE USE OF E-SEALED DRAWINGS

9/20/2022 3:50 PM

THE RECEIVER OF THESE PLANS BY HARD COPY OR ELECTRONIC TRANSMISSION BY USE THEREOF, UNDERSTANDS AND AGREES AS FOLLOWS: - COPYRIGHT - ADG (THE INTELLECTUAL PROPERTY INTERESTS IN THE DATA AND INFORMATION ON THE PLANS. - THE RECEIVER WARRANTS THAT IT WILL NOT REPRODUCE OR OTHERWISE MAKE USE OF THE DATA OR PLANS IN ANY ENDEAVOR NOT DIRECTLY RELATED TO THE PROJECT FOR WHICH IT HAS BEEN SPECIFICALLY PROVIDED. - ADG CORPORATION RETAINS ALL OWNERSHIP, COPYRIGHT, AND OTHER INTELLECTUAL PROPERTY INTERESTS IN THE DATA AND INFORMATION ON THE PLANS. - THE RECEIVER WARRANTS THAT IT WILL NOT REPRODUCE OR OTHERWISE MAKE USE OF THE DATA OR PLANS IN ANY ENDEAVOR NOT DIRECTLY RELATED TO THE PROJECT FOR WHICH IT HAS BEEN SPECIFICALLY PROVIDED. - ADG CORPORATION DO NOT WARRANT OR MAKE ANY REPRESENTATIONS WITH RESPECT TO THE ACCURACY OF THE DATA. - THE RECEIVER WILL COMPARE THE DATA WITH AVAILABLE HARD COPIES. - THE ELECTRONIC DATA TRANSMITTED (THE DATA) MAY BE ALTERED DURING TRANSIT AND TRANSLATION

THE RECEIVER OF THESE PLANS BY HARD COPY OR ELECTRONIC TRANSMISSION BY USE THEREOF UNDERSTANDS AND AGREES AS FOLLOWS: - THE ELECTRONIC DATA IS TRANSMITTED ONLY AS A MAY BE ALTERED DURING TRANSFER AND TRANSLATION. - JAED CORPORATION RETAINS ALL OWNERSHIP, COPYRIGHT, AND OTHER INTELLECTUAL PROPERTY INTERESTS IN THE DATA AND INFORMATION ON THE PLANS. - THE RECEIVER WARRANTS THAT IT WILL NOT REPRODUCE OR OTHERWISE MAKE USE OF THE DATA OR PLANS IN ANY ENDEAVOR NOT DIRECTLY RELATED TO THE PROJECT FOR WHICH IT WAS PROVIDED. - JAED CORPORATION DOES NOT WARRANT OR MAKE ANY REPRESENTATIONS WITH RESPECT TO THE ACCURACY OF THE DATA. - THE RECEIVER ASSUMES ALL RISKS AND LIABILITIES ARISING FROM OR RELATED TO THE USE OF THE DATA. THE RECEIVER AGREES TO INDEMNIFY AND HOLD HARMLESS JAED CORPORATION AND ITS OFFICERS, EMPLOYEES, AGENTS, AND CONSULTANTS FROM AND AGAINST ALL LOSSES, DAMAGES, CLAIMS, DEMANDS, AND EXPENSES (INCLUDING ATTORNEYS' FEES) ARISING OUT OF OR RESULTING FROM THE USE OF THE ELECTRONIC DATA.

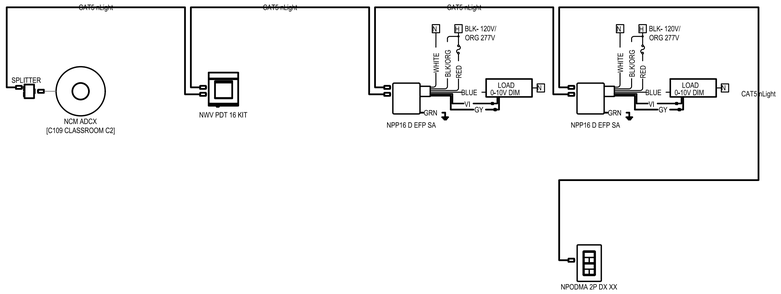

41 C109 CLASSROOM C2
Design 1

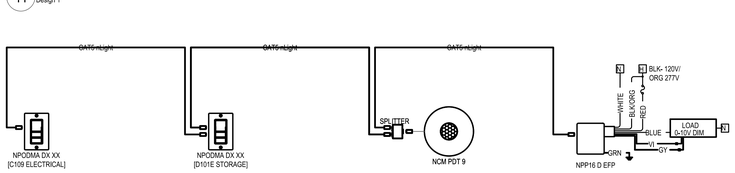

42 C109 ELECTRICAL
Design 1

46 D101E STORAGE
Design 1

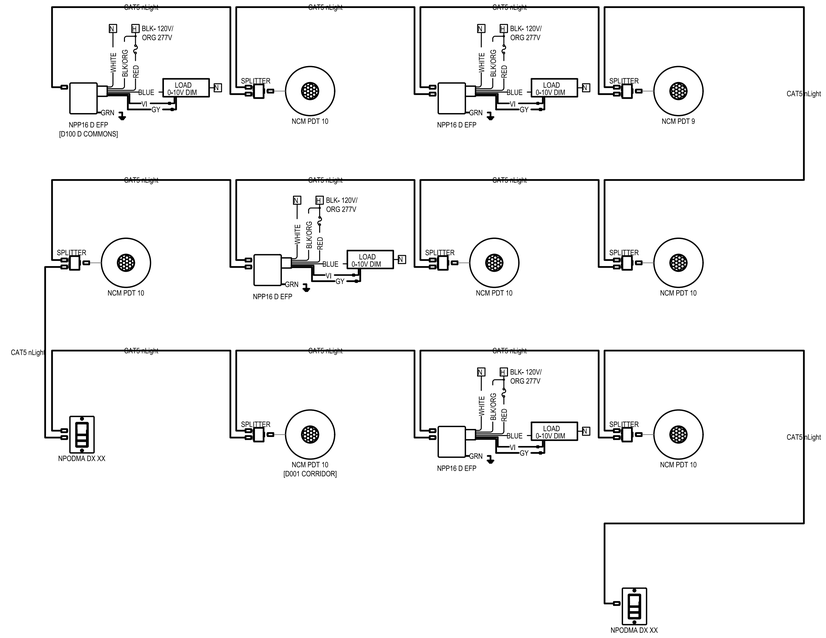

43 D100 D COMMONS, D001 CORRIDOR
Design 1

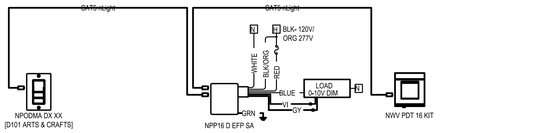

44 D101 ARTS & CRAFTS
Design 1

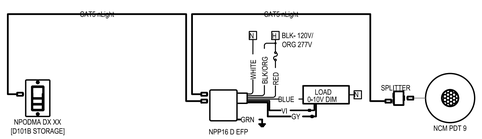

45 D101B STORAGE
Design 1

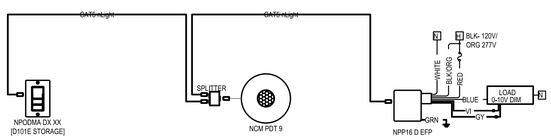

46 D101E STORAGE
Design 1

1 E-508 LIGHTING CONTROLS DETAIL 7
SCALE: NO SCALE

AcuityBrands.

Pleasant View ES

Drawing Type: Riser

Prepared For: Architectural Lighting Design

Date:	05/17/2021
Scale:	NOT TO SCALE
Drawn By:	FO
Project #:	
DWG Ref:	
Sheet:	Riser 7

STUDIOJAED
ARCHITECTS ◘ ENGINEERS ◘ FACILITIES SOLUTIONS
Website: www.StudioJAED.com Email: info@StudioJAED.com
MARYLAND OFFICE 213 FRONT STREET, P.O. BOX 754 CRUMPTON, MARYLAND 21628
PROVIDENCE OFFICE 42 WEYBOSSET STREET, SITE 403 PROVIDENCE, RHODE ISLAND 02903 P: (401) 648-0884
DELAWARE OFFICE 2500 WRANGLE HILL ROAD, SITE 110 BEAR, DELAWARE 19701 P: (302) 832-1825

CONSULTANT

THIS DRAWING IS THE PROPERTY OF STUDIOJAED AND IS PREPARED FOR THE EXCLUSIVE USE OF ITS CLIENTS AT THE LOCATION INDICATED. NO OTHER USE IS AUTHORIZED OR INTENDED.

THE PROFESSIONAL SERVICES OF THE ARCHITECT ARE UNDERTAKEN FOR AND ARE PERFORMED IN THE INTEREST OF (NAME OF PERSON EMPLOYING ARCHITECT). NO CONTRACTUAL OBLIGATION IS ASSUMED BY THE ARCHITECT FOR THE BENEFIT OF ANY OTHER PERSON INVOLVED IN THE PROJECT.

SIGNATURE:
DATE OF SIGNATURE:
DATE OF REGISTRATION EXPIRATION:

ARCHITECT / ENGINEER SEAL

PROJECT

CITY OF PROVIDENCE
PROVIDENCE PUBLIC SCHOOLS
RENOVATIONS
AT
PLEASANT VIEW ELEMENTARY SCHOOL
50 OBADIAH BROWN RD
PROVIDENCE, RI 02909

REVISIONS

MARK	DESCRIPTION	DATE

SHEET TITLE

ELECTRICAL LIGHTING RISER DIAGRAMS

BID DOCUMENTS
SEPTEMBER 19, 2022

DRAWN	CHK'D	PROJECT NO.
DZ	PP	20041

SHEET NO.

E-508

9/29/2022 3:51 PM

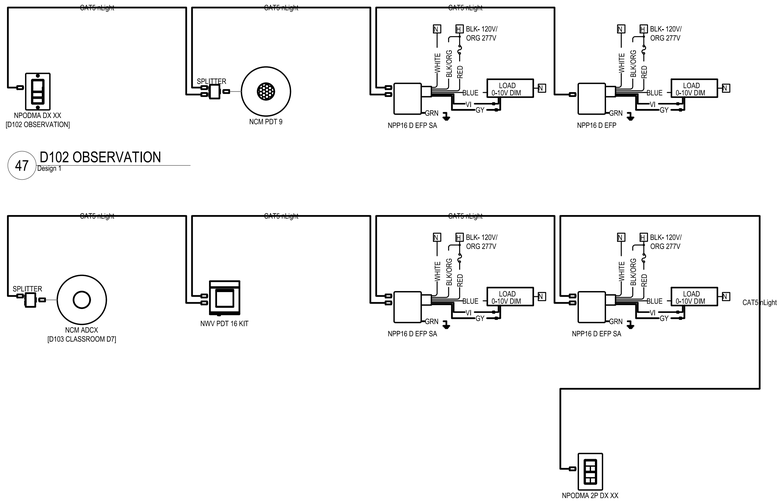

47 D102 OBSERVATION
Design 1

48 D103 CLASSROOM D7
Design 1

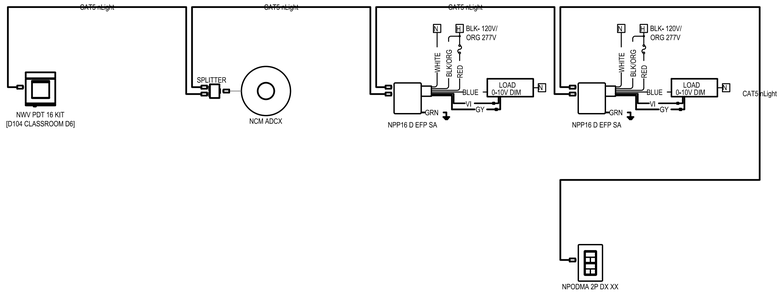

49 D104 CLASSROOM D6
Design 1

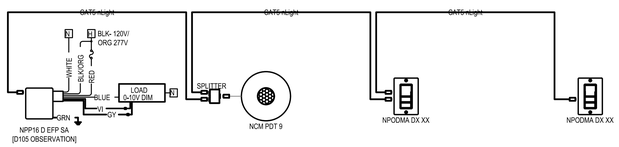

50 D105 OBSERVATION
Design 1

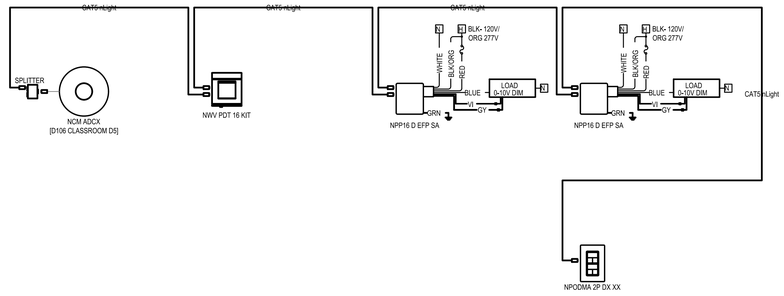

51 D106 CLASSROOM D5
Design 1

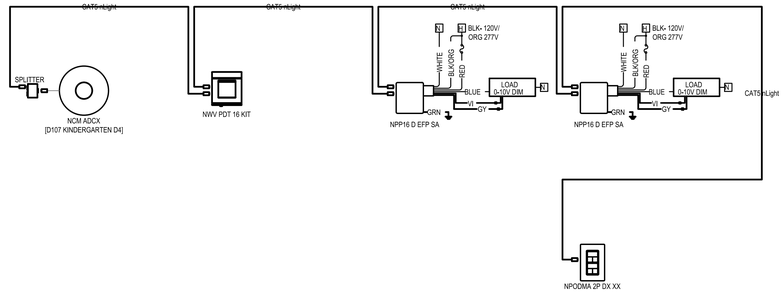

52 D107 KINDERGARTEN D4
Design 1

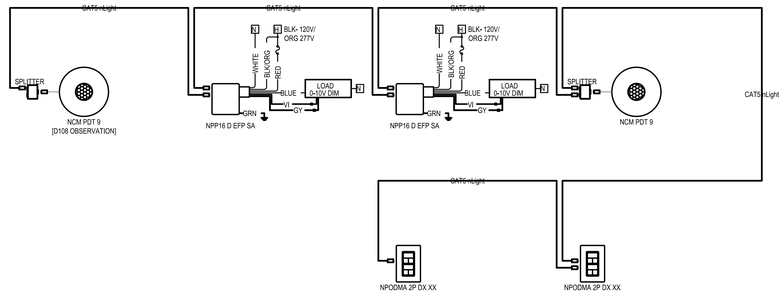

53 D108 OBSERVATION
Design 1

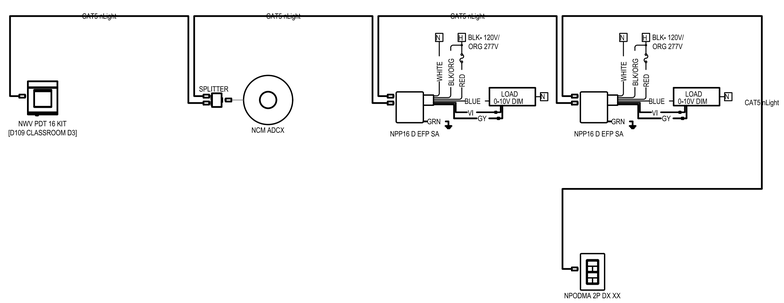

54 D109 CLASSROOM D3
Design 1

1 E-509 LIGHTING CONTROLS DETAIL 8
SCALE: NO SCALE

AcuityBrands®

Pleasant View ES

Drawing Type: Riser
Prepared For: Architectural Lighting Design

Date: 05/17/2021
Scale: NOT TO SCALE
Drawn By: FO
Project #:
DWG Ref:
Sheet: Riser 8

STUDIOJAED
ARCHITECTS ◘ ENGINEERS ◘ FACILITIES SOLUTIONS
Website: www.StudioJAED.com Email: info@StudioJAED.com
MARYLAND OFFICE 213 FRONT STREET, P.O. BOX 754 CRUMPTON, MARYLAND 21628
PROVIDENCE OFFICE 42 WEYBOSSET STREET, SITE 403 PROVIDENCE, RHODE ISLAND 02903 P: (401) 648-0884
DELAWARE OFFICE 2500 WRANGLE HILL ROAD, SITE 110 BEAR, DELAWARE 19701 P: (302) 832-1825

CONSULTANT

THIS DRAWING IS THE PROPERTY OF STUDIOJAED AND IS PREPARED FOR THE EXCLUSIVE USE OF ITS CLIENTS AT THE LOCATION INDICATED. NO OTHER USE IS AUTHORIZED OR INTENDED.

THE PROFESSIONAL SERVICES OF THE ARCHITECT ARE UNDERTAKEN FOR AND ARE PERFORMED IN THE INTEREST OF [NAME OF PERSON EMPLOYING ARCHITECT]. NO CONTRACTUAL OBLIGATION IS ASSUMED BY THE ARCHITECT FOR THE BENEFIT OF ANY OTHER PERSON INVOLVED IN THE PROJECT.

SIGNATURE:
DATE OF SIGNATURE:
DATE OF REGISTRATION EXPIRATION:
ARCHITECT / ENGINEER SEAL

PROJECT
CITY OF PROVIDENCE
PROVIDENCE PUBLIC SCHOOLS
RENOVATIONS
AT
PLEASANT VIEW ELEMENTARY SCHOOL
50 OBADIAH BROWN RD
PROVIDENCE, RI 02909

REVISIONS

MARK	DESCRIPTION	DATE

SHEET TITLE

ELECTRICAL LIGHTING RISER DIAGRAMS

BID DOCUMENTS
SEPTEMBER 19, 2022

DRAWN	CHK'D	PROJECT NO.
DZ	PP	20041

SHEET NO.
E-509

THE RECEIVER OF THESE PLANS BY HARD COPY OR ELECTRONIC TRANSMISSION BY USE, THEREOF UNDERSTANDS AND AGREES AS FOLLOWS: - THIS ELECTRONIC DATA TRANSMITTED (TDATA") MAY BE A TIERED DURING TRANSIT AND TRANSLATION. - "AED CORPORATION DO NOT WARRANT OR MAKE ANY REPRESENTATIONS WITH RESPECT TO THE ACCURACY OF THE DATA. - THE RECEIVER WILL COMPARE THE DATA WITH AVAILABLE HARD COPIES. - LMED CORPORATION RETAINS ALL OWNERSHIP, COPYRIGHT, AND OTHER INTELLECTUAL PROPERTY INTERESTS IN THE DATA AND INFORMATION ON THE PLANS. - THE RECEIVER WARRANTS THAT IT WILL NOT REPRODUCE OR OTHERWISE MAKE USE OF THE DATA OR PLANS IN ANY ENDEAVOR NOT DIRECTLY RELATED TO THE PROJECT FOR WHICH IT WAS ORIGINALLY INTENDED. - THE RECEIVER AGREES TO INDEMNIFY AED CORPORATION FOR ANY AND ALL CLAIMS, DAMAGES, AND EXPENSES (INCLUDING ATTORNEY'S FEES AND COSTS) IT SUFFERS OR INCURS AS A RESULT OF ANY BREACH OF THIS AGREEMENT BY THE RECEIVER OR ANY OF ITS EMPLOYEES OR AGENTS.

9/20/2022 3:31 PM

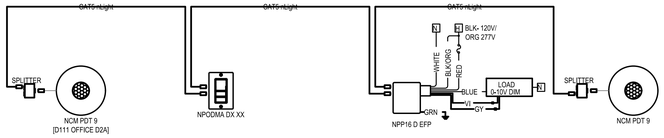

56 D111 OFFICE D2A
Design 1

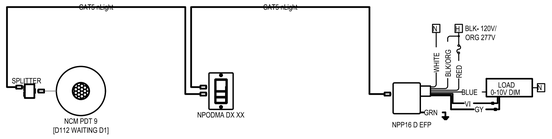

57 D112 WAITING D1
Design 1

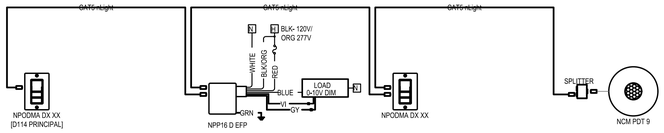

58 D114 PRINCIPAL
Design 1

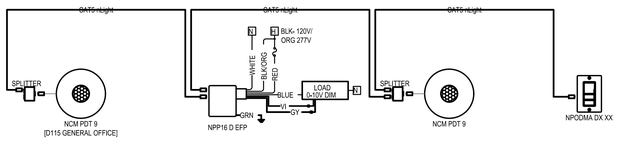

59 D115 GENERAL OFFICE
Design 1

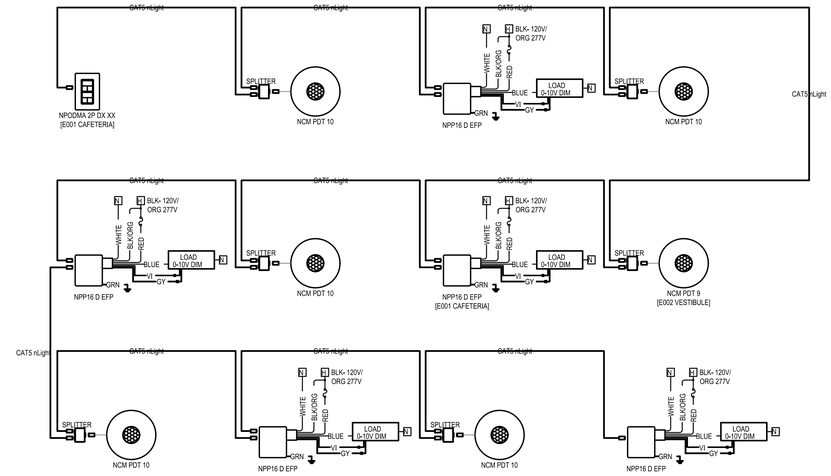

60 E001 CAFETERIA, E002 VESTIBULE
Design 1

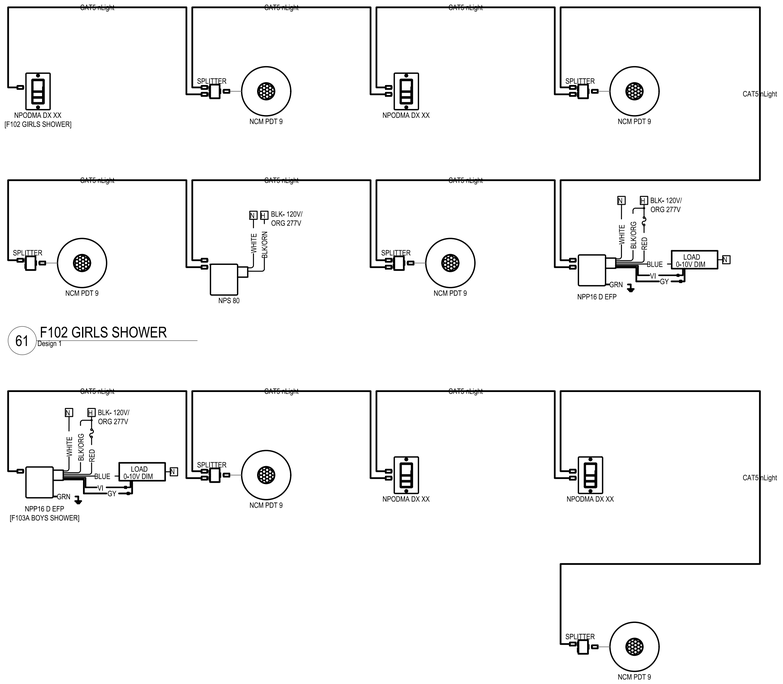

61 F102 GIRLS SHOWER
Design 1

62 F103A BOYS SHOWER
Design 1

1 LIGHTING CONTROLS DETAIL 9
E-510
SCALE: NO SCALE

AcuityBrands.

Pleasant View ES

Drawing Type: Riser

Prepared For: Architectural Lighting Design

Date: 05/17/2021
Scale: NOT TO SCALE
Drawn By: FO
Project #:
DWG Ref:
Sheet: Riser 9

STUDIOJAED
ARCHITECTS ◘ ENGINEERS ◘ FACILITIES SOLUTIONS
Website: www.StudioJAED.com
Email: info@StudioJAED.com

MARYLAND OFFICE
213 FRONT STREET, P.O. BOX 754
CRUMPTON, MARYLAND 21628

PROVIDENCE OFFICE
42 WEYBOSSET STREET, SITE 403
PROVIDENCE, RHODE ISLAND 02903
P: (401) 648-0884

DELAWARE OFFICE
2500 WRANGLE HILL ROAD, SITE 110
BEAR, DELAWARE 19701
P: (302) 832-1825

CONSULTANT

THIS DRAWING IS THE PROPERTY OF STUDIOJAED AND IS PREPARED FOR THE EXCLUSIVE USE OF ITS CLIENTS AT THE LOCATION INDICATED. NO OTHER USE IS AUTHORIZED OR INTENDED.

THE PROFESSIONAL SERVICES OF THE ARCHITECT ARE UNDERTAKEN FOR AND ARE PERFORMED IN THE INTEREST OF [NAME OF PERSON EMPLOYING ARCHITECT]. NO CONTRACTUAL OBLIGATION IS ASSUMED BY THE ARCHITECT FOR THE BENEFIT OF ANY OTHER PERSON INVOLVED IN THE PROJECT.

SIGNATURE: _____
DATE OF SIGNATURE: _____
DATE OF REGISTRATION EXPIRATION: _____

ARCHITECT / ENGINEER SEAL

PROJECT

CITY OF PROVIDENCE
PROVIDENCE PUBLIC SCHOOLS
RENOVATIONS
AT
PLEASANT VIEW ELEMENTARY SCHOOL
50 OBADIAH BROWN RD
PROVIDENCE, RI 02909

REVISIONS

MARK	DESCRIPTION	DATE

SHEET TITLE

ELECTRICAL LIGHTING RISER DIAGRAMS

BID DOCUMENTS
SEPTEMBER 19, 2022

DRAWN	CHK'D	PROJECT NO.
DZ	PP	20041

SHEET NO.
E-510

THE RECIPIENT OF THESE PLANS BY HAND COPY OR ELECTRONIC TRANSMISSION BY USE, THEREOF, UNDERTAKES AND AGREES AS FOLLOWS: - THIS ELECTRONIC DATA IS TRANSMITTED (TDATA) MAY BE ALTERED DURING TRANSIT AND TRANSLATION. - AGS CORPORATION DO NOT WARRANT OR MAKE ANY REPRESENTATIONS WITH RESPECT TO THE ACCURACY OF THE DATA. - THE RECIPIENT WARRANTS THAT IT WILL NOT REPRODUCE OR OTHERWISE MAKE USE OF THE DATA OR PLANS IN ANY ENDEAVOR NOT DIRECTLY RELATED TO THE PROJECT FOR WHICH IT WAS LOANED. - SHOULD THE RECIPIENT MODIFY OR ALTER THE DATA IN ANY MANNER, THE RECIPIENT AGREES TO INDEMNIFY AND HOLD AGS CORPORATION HARMLESS AGAINST ALL CLAIMS, DAMAGES, LIABILITIES AND COSTS TO ANY PERSON OR ENTITY ARISING OUT OF OR RESULTING FROM THE USE OF ELECTRONIC DATA.

9/20/2022 3:31 PM

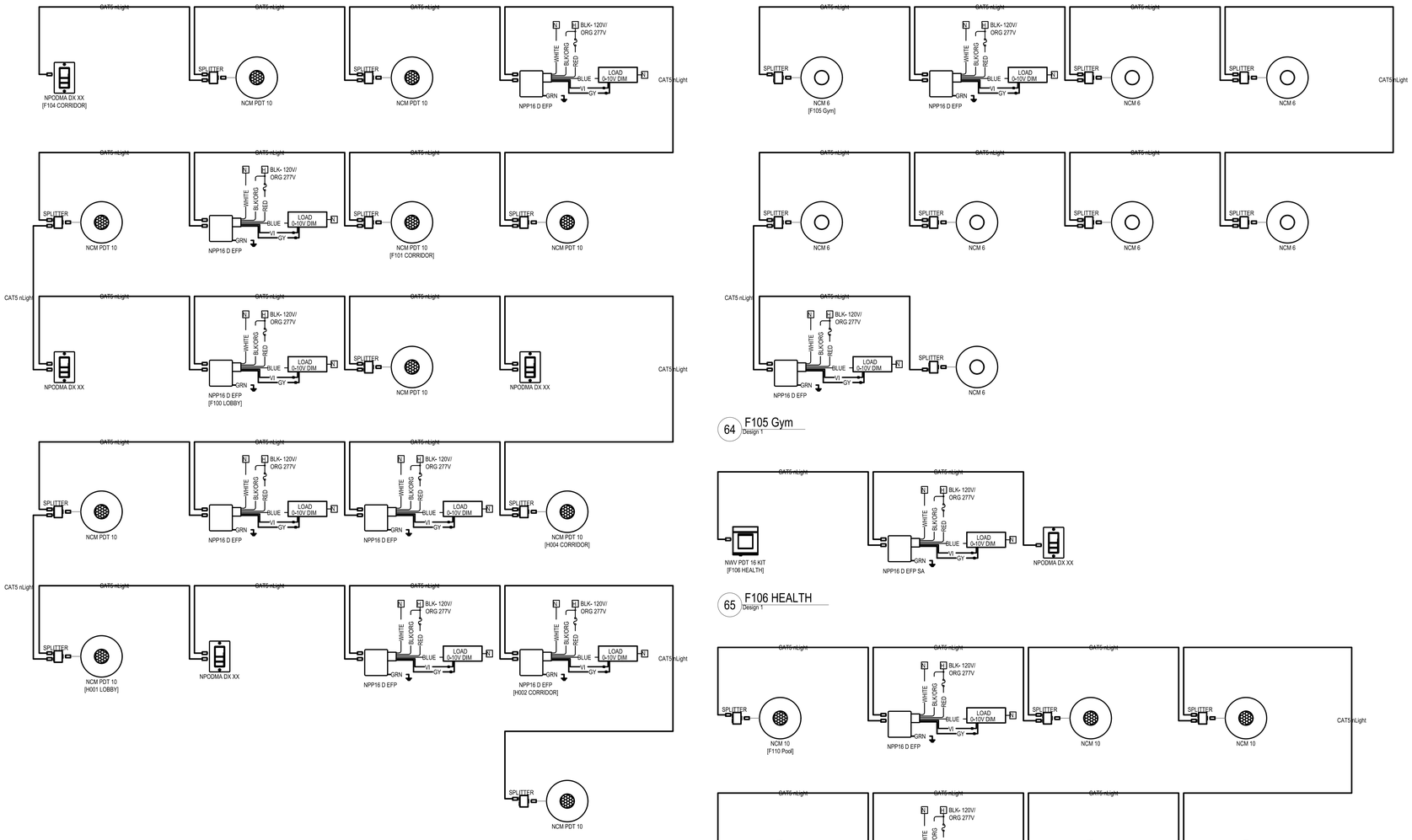

63 F104 CORRIDOR, F101 CORRIDOR, F100 LOBBY, H004 CORRIDOR, H001 LOBBY, H002 CORRIDOR
Design 1

64 F105 Gym
Design 1

65 F106 HEALTH
Design 1

66 F110 Pool
Design 1

1 E-511 LIGHTING CONTROLS DETAIL 10
SCALE: NO SCALE

AcuityBrands.

Pleasant View ES

Drawing Type: Riser

Prepared For: Architectural Lighting Design

Date: 05/17/2021
Scale: NOT TO SCALE
Drawn By: FO
Project #:
DWG Ref:
Sheet: Riser 10

STUDIOJAED
ARCHITECTS ◘ ENGINEERS ◘ FACILITIES SOLUTIONS
Website: www.StudioJAED.com
Email: info@StudioJAED.com

MARYLAND OFFICE
213 FRONT STREET, P.O. BOX 754
CRUMPTON, MARYLAND 21628

PROVIDENCE OFFICE
42 WEYBOSSET STREET, SITE 403
PROVIDENCE, RHODE ISLAND 02903
P: (401) 648-0884

DELAWARE OFFICE
2500 WRANGLE HILL ROAD, STE. 110
BEAR, DELAWARE 19701
P: (302) 832-1825

CONSULTANT

THIS DRAWING IS THE PROPERTY OF STUDIOJAED AND IS PREPARED FOR THE EXCLUSIVE USE OF ITS CLIENTS AT THE LOCATION INDICATED. NO OTHER USE IS AUTHORIZED OR INTENDED.

THE PROFESSIONAL SERVICES OF THE ARCHITECT ARE UNDERTAKEN FOR AND ARE PERFORMED IN THE INTEREST OF [NAME OF PERSON EMPLOYING ARCHITECT]. NO CONTRACTUAL OBLIGATION IS ASSUMED BY THE ARCHITECT FOR THE BENEFIT OF ANY OTHER PERSON INVOLVED IN THE PROJECT.

SIGNATURE: _____
DATE OF SIGNATURE: _____
DATE OF REGISTRATION EXPIRATION: _____
ARCHITECT / ENGINEER SEAL

PROJECT

CITY OF PROVIDENCE
PROVIDENCE PUBLIC SCHOOLS
RENOVATIONS
AT
PLEASANT VIEW ELEMENTARY SCHOOL
50 OBADIAH BROWN RD
PROVIDENCE, RI 02909

REVISIONS

MARK	DESCRIPTION	DATE

SHEET TITLE

ELECTRICAL LIGHTING
RISER DIAGRAMS

BID
DOCUMENTS
SEPTEMBER 19, 2022

DRAWN	CHK'D	PROJECT NO.
DZ	PP	20041

SHEET NO.
E-511

THE RECORDS OF THESE PLANS BY HARD COPY OR ELECTRONIC TRANSMISSION BY ISE, THEREOF, UNDERSTANDS AND AGREES AS FOLLOWS: - THE ELECTRONIC DATA TRANSMITTED (TO/FROM) MAY BE ALTERED DURING TRANSIT AND TRANSLATION. - AISD CORPORATION DO NOT WARRANT OR MAKE ANY REPRESENTATIONS WITH RESPECT TO THE ACCURACY OF THE DATA. - THE RECEIVER WILL COMPARE THE DATA WITH AVAILABLE HARD COPIES. - AISD CORPORATION SHALL NOT BE LIABLE FOR ANY ACTIONS TAKEN BY RECEIVER BASED ON THE DATA AND INFORMATION ON THE PLANS. - THE RECEIVER WARRANTS THAT IT WILL NOT REPRODUCE OR OTHERWISE MAKE USE OF THE DATA OR PLANS IN ANY ENDEAVOR NOT DIRECTLY RELATED TO THE PROJECT FOR WHICH IT HAS BEEN SUPPLIED. - RECEIVER AGREES TO FULLY INDEMNIFY AISD CORPORATION FOR ANY DAMAGES, LOSS OR EXPENSE INCURRED BY AISD CORPORATION FOR ANY BREACH OF THESE AGREEMENTS. - ALL COPIES OF THE DATA SHALL BE DESTROYED OR RETURNED TO AISD CORPORATION WHEN THE PROJECT IS COMPLETED. - AISD CORPORATION DO NOT WARRANT ANY HARD COPIES OR ELECTRONIC DATA AFTER 30 DAYS FROM THE DATE OF ELECTRONIC DATA.

9/20/2022 3:31 PM

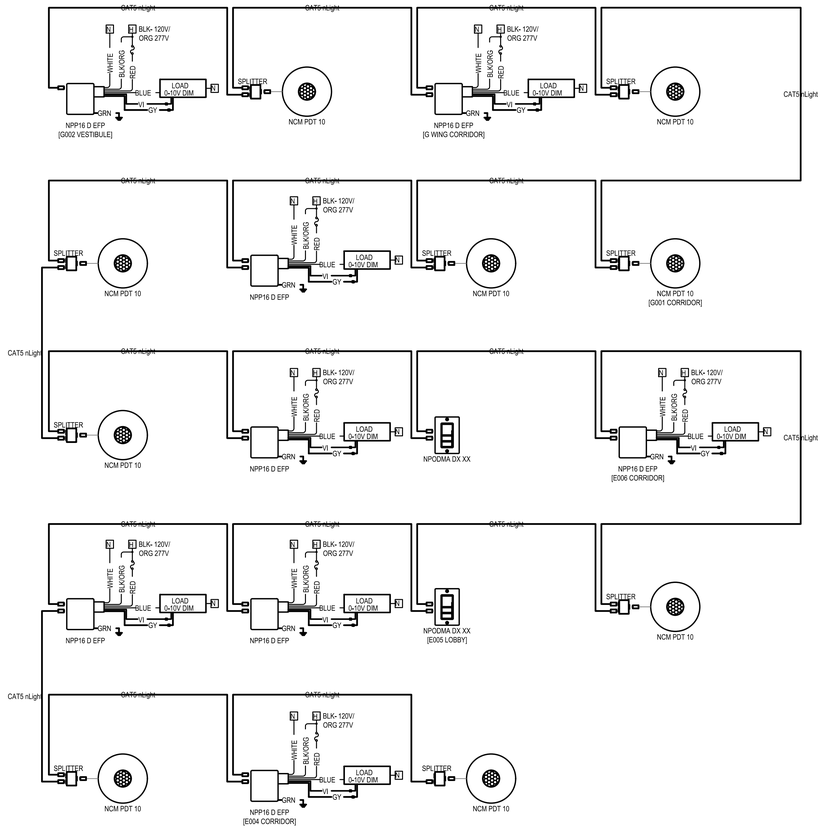

67 G002 VESTIBULE, G WING CORRIDOR, G001 CORRIDOR, E006 CORRIDOR, E005 LOBBY, E004 CORRIDOR
Design 1

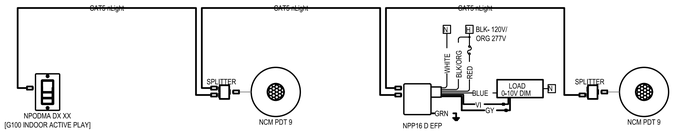

68 G100 INDOOR ACTIVE PLAY
Design 1

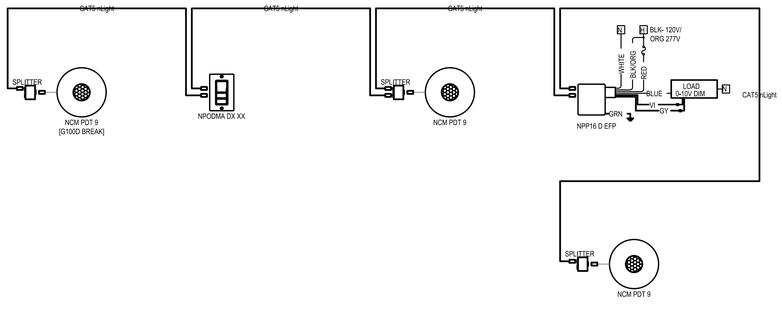

69 G100D BREAK
Design 1

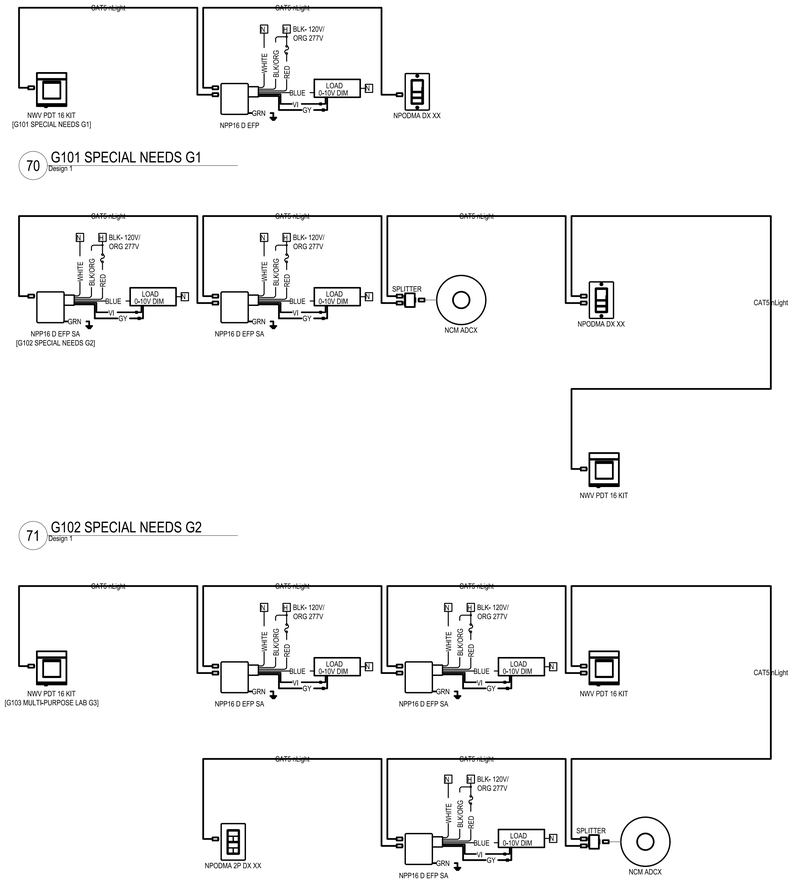

70 G101 SPECIAL NEEDS G1
Design 1

71 G102 SPECIAL NEEDS G2
Design 1

72 G103 MULTI-PURPOSE LAB G3
Design 1

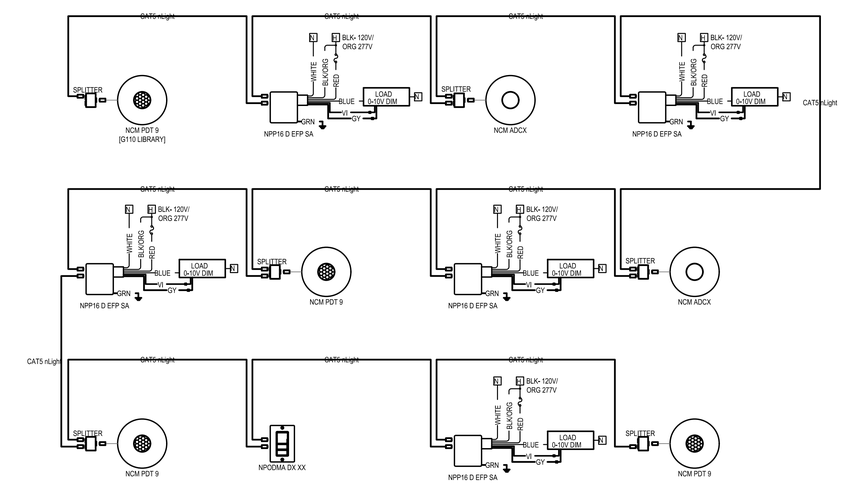

73 G110 LIBRARY
Design 1

1 E-512 LIGHTING CONTROLS DETAIL 11
SCALE: NO SCALE

AcuityBrands®

Pleasant View ES

Drawing Type: Riser	Prepared For: Architectural Lighting Design
Date:	05/17/2021
Scale:	NOT TO SCALE
Drawn By:	FO
Project #:	
DWG Ref:	
Sheet:	Riser 11

STUDIO JAED
ARCHITECTS ◘ ENGINEERS ◘ FACILITIES SOLUTIONS
Email: info@StudioJAED.com
Website: www.StudioJAED.com
MARYLAND OFFICE
213 FRONT STREET, P.O. BOX 754
CRUMPTON, MARYLAND 21628
PROVIDENCE OFFICE
42 WEYBOSSET STREET, SITE 403
PROVIDENCE, RHODE ISLAND 02903
P: (401) 648-0884
DELAWARE OFFICE
2500 WRANGLE HILL ROAD, SITE 110
BEAR, DELAWARE 19701
P: (302) 832-1825
CONSULTANT

THIS DRAWING IS THE PROPERTY OF STUDIOJAED AND IS PREPARED FOR THE EXCLUSIVE USE OF ITS CLIENTS AT THE LOCATION INDICATED. NO OTHER USE IS AUTHORIZED OR INTENDED.

THE PROFESSIONAL SERVICES OF THE ARCHITECT ARE UNDERTAKEN FOR AND ARE PERFORMED IN THE INTEREST OF (NAME OF PERSON EMPLOYING ARCHITECT). NO CONTRACTUAL OBLIGATION IS ASSUMED BY THE ARCHITECT FOR THE BENEFIT OF ANY OTHER PERSON INVOLVED IN THE PROJECT.

SIGNATURE: _____
DATE OF SIGNATURE: _____
DATE OF REGISTRATION EXPIRATION: _____
ARCHITECT / ENGINEER SEAL

CITY OF PROVIDENCE
PROVIDENCE PUBLIC SCHOOLS
RENOVATIONS
AT
PLEASANT VIEW ELEMENTARY SCHOOL
50 OBADIAH BROWN RD
PROVIDENCE, RI 02909

PROJECT

REVISIONS

MARK	DESCRIPTION	DATE

SHEET TITLE

ELECTRICAL LIGHTING
RISER DIAGRAMS

BID
DOCUMENTS
SEPTEMBER 19, 2022

DRAWN	CHK'D	PROJECT NO.
DZ	PP	20041

SHEET NO.
E-512

THE RECEIVER OF THESE PLANS BY HAND COPY OR ELECTRONIC TRANSMISSION BY USE THEREOF ACKNOWLEDGES AND AGREES AS FOLLOWS: - THESE ELECTRONIC DATA FILES ARE TRANSMITTED ONLY WHEN WE ALSO TENDER DURING TRANSIT AND TRANSLATION. - AKEO CORPORATION DO NOT WARRANT OR MAKE ANY REPRESENTATIONS WITH RESPECT TO THE ACCURACY OF THE DATA. - THE RECEIVER WARRANTS THAT IT WILL NOT REPRODUCE OR OTHERWISE MAKE USE OF THE DATA OR RELEASE IN ANY ENDEAVOR NOT DIRECTLY RELATED TO THE PROJECT FOR WHICH IT WAS PROVIDED. - THE RECEIVER WILL COMPARE THE DATA WITH AVAILABLE HARD COPIES. - AKEO CORPORATION RETAINS ALL OWNERSHIP, COPYRIGHT, AND OTHER INTELLECTUAL PROPERTY INTERESTS IN THE DATA AND INFORMATION ON THE FILE(S). - THE RECEIVER AGREES TO ALL TERMS CONTAINED IN THIS NOTICE AND ACCEPTS THE DATA "AS IS" AND EXPRESSLY DISCLAIMS ANY AND ALL LIABILITY ARISING FROM THE USE OF ELECTRONIC DATA.

9/20/2022 3:31 PM

*** EXISTING CIRCUIT WIRES TO BE SPLICED AT NEW JUNCTION BOX PROVIDED AT DEMOLISHED PANEL AND CONNECTED TO NEW CIRCUIT BREAKERS IN NEW PANELS WITH EXTENSIONS AS REQUIRED.**

**** EXISTING CIRCUIT WIRES TO BE RETAINED AND CONNECTED TO NEW CIRCUIT BREAKERS IN NEW PANELS WITH EXTENSIONS AS REQUIRED.**

***** EXISTING PANEL AND BREAKERS TO BE DEMOLISHED AND REPLACED WITH NEW PANEL AND BREAKERS. EXISTING WIRING TO REMAIN FOR RECONNECTION.**

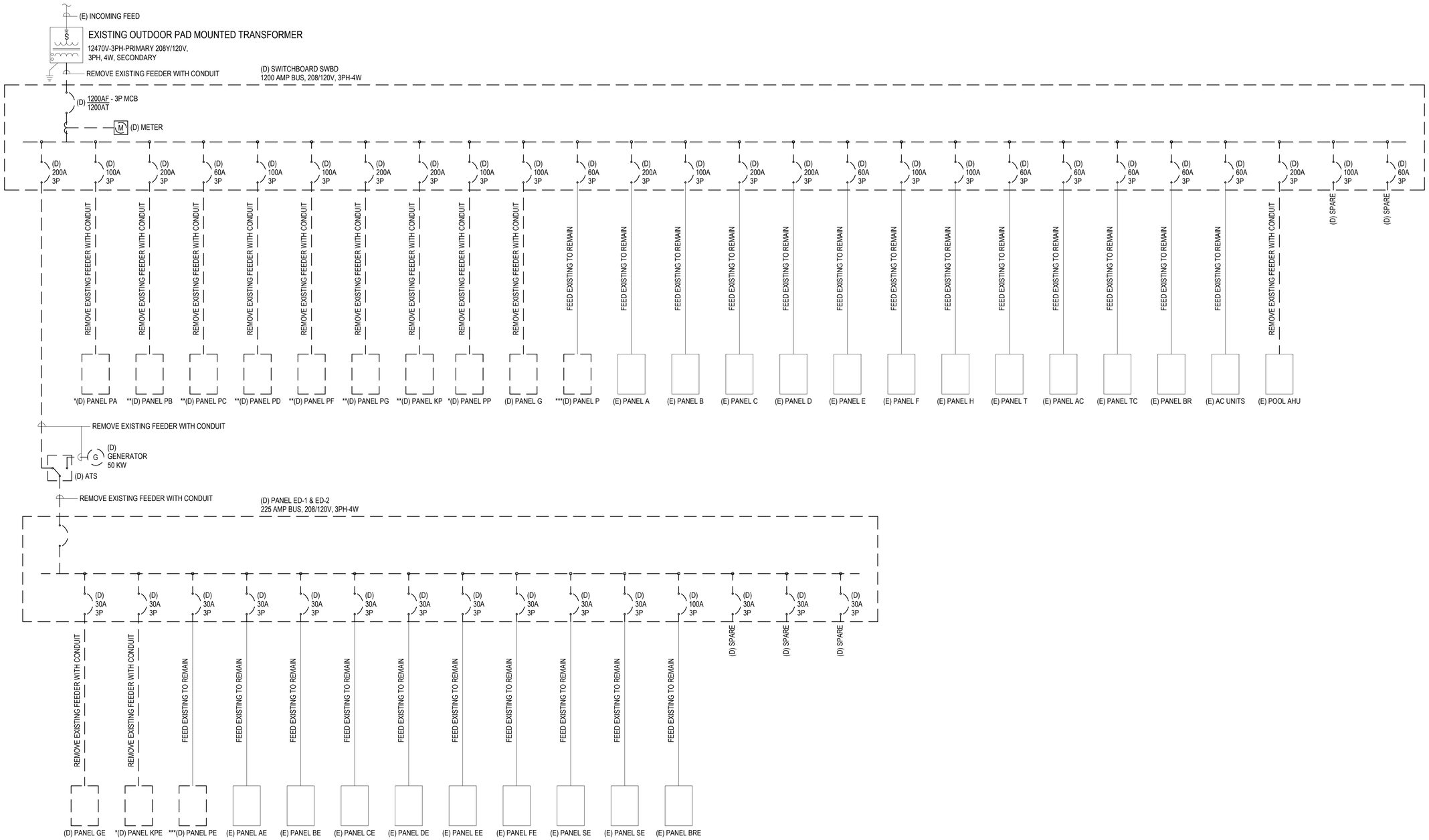

1 E-600 ELECTRICAL SINGLE LINE DIAGRAM - DEMOLITION WORK

SCALE: NOT TO SCALE

THE RECEIVER OF THESE PLANS BY HAND COPY OR ELECTRONIC TRANSMISSION BY USE THEREOF UNDERSTANDS AND AGREES AS FOLLOWS: "THE ELECTRONIC DATA TRANSMITTED (THAT'S WHY I'M IN ALL CAPS) HEREWITH IS SUBJECT TO COPYRIGHT AND PROPRIETARY RIGHTS OF STUDIO JAED ARCHITECTS & ENGINEERS, LTD. AND CORPORATION. RETAINS ALL OWNERSHIP, COPYRIGHT, AND OTHER INTELLECTUAL PROPERTY INTERESTS IN THE DATA AND INFORMATION ON THE PLANS. - THE RECEIVER WARRANTS THAT IT WILL NOT REPRODUCE OR OTHERWISE MAKE USE OF THE DATA OR PLANS IN ANY ENDEAVOR NOT DIRECTLY RELATED TO THE PROJECT FOR WHICH IT HAS BEEN PROVIDED. - STUDIO JAED ARCHITECTS & ENGINEERS, LTD. MAKES NO WARRANTY OF ANY KIND, EXPRESS OR IMPLIED, WITH REGARD TO THE ACCURACY OF THE DATA. - THE RECEIVER AGREES TO HOLD STUDIO JAED ARCHITECTS & ENGINEERS, LTD. HARMLESS FROM ANY AND ALL LIABILITY, DAMAGES, LOSS OR EXPENSE ARISING FROM OR OUT OF ELECTRONIC DATA.

9/20/2022 3:31 PM

STUDIO JAED
ARCHITECTS ◘ ENGINEERS ◘ FACILITIES SOLUTIONS
Email: info@StudioJAED.com
Website: www.StudioJAED.com
MARYLAND OFFICE
213 FRONT STREET, P.O. BOX 754
CRUMPTON, MARYLAND 21628
PROVIDENCE OFFICE
42 WEYBOSSET STREET, STE. 403
PROVIDENCE, RHODE ISLAND 02903
P: (401) 648-0884
DELAWARE OFFICE
2500 WRANGLE HILL ROAD, STE. 110
BEAR, DELAWARE 19701
P: (302) 832-1825

CONSULTANT

THIS DRAWING IS THE PROPERTY OF STUDIOJAED AND IS PREPARED FOR THE EXCLUSIVE USE OF ITS CLIENTS AT THE LOCATION INDICATED. NO OTHER USE IS AUTHORIZED OR INTENDED.

THE PROFESSIONAL SERVICES OF THE ARCHITECT ARE UNDERTAKEN FOR AND ARE PERFORMED IN THE INTEREST OF (NAME OF PERSON EMPLOYING ARCHITECT). NO CONTRACTUAL OBLIGATION IS ASSUMED BY THE ARCHITECT FOR THE BENEFIT OF ANY OTHER PERSON INVOLVED IN THE PROJECT.

SIGNATURE: _____
DATE OF SIGNATURE: _____
DATE OF REGISTRATION EXPIRATION: _____
ARCHITECT / ENGINEER SEAL

PROJECT

CITY OF PROVIDENCE
RENOVATIONS
AT
PLEASANT VIEW ELEMENTARY SCHOOL
50 OBADIAH BROWN RD
PROVIDENCE, RI 02909

REVISIONS

MARK	DESCRIPTION	DATE

SHEET TITLE

ELECTRICAL SINGLE LINE DIAGRAM DEMOLITION

BID DOCUMENTS
SEPTEMBER 19, 2022

DRAWN	CHK'D	PROJECT NO.
DZ	PP	20041

SHEET NO.

E-600

THE RECEIVER OF THESE PLANS BY HARD COPY OR ELECTRONIC TRANSMISSION BY USE THEREOF UNDERSTANDS AND AGREES AS FOLLOWS: - THE ELECTRONIC DATA TRANSMITTED (TEXT) MAY BE ALTERED DURING TRANSIT AND TRANSLATION. - AEC/ CORPORATION DO NOT WARRANT OR MAKE ANY REPRESENTATIONS WITH RESPECT TO THE ACCURACY OF THE DATA. - THE RECEIVER WARRANTS THAT IT WILL NOT REPRODUCE OR OTHERWISE MAKE USE OF THE DATA OR PLANS IN ANY ENDEAVOR NOT DIRECTLY RELATED TO THE PROJECT FOR WHICH IT HAS BEEN SUBMITTED. - THE RECEIVER AGREES TO DESTROY OR RETURN ALL HARD COPIES AND ELECTRONIC DATA UPON REQUEST. - THE RECEIVER AGREES TO INDEMNIFY AND HOLD HARMLESS AEC/ CORPORATION FROM AND AGAINST ALL LOSS, DAMAGES, LIABILITIES AND COSTS INCLUDING ATTORNEYS FEES AND COSTS IF ANY ARISING OUT OF OR RESULTING FROM THE USE OF ELECTRONIC DATA.

9/20/2022 3:31 PM

1. EXISTING CIRCUIT WIRES TO BE SPLICED AT NEW JUNCTION BOX PROVIDED AT DEMOLISHED PANEL-PA AND CONNECTED TO NEW CIRCUIT BREAKERS IN NEW PANEL PLA WITH EXTENSIONS AS REQUIRED.
2. EXISTING CIRCUIT WIRES FROM DEMOLISHED PANEL-PB TO BE CONNECTED TO NEW CIRCUIT BREAKERS IN NEW PANEL PLB WITH EXTENSIONS AS REQUIRED.
3. EXISTING CIRCUIT WIRES FROM DEMOLISHED PANEL-PC TO BE CONNECTED TO NEW CIRCUIT BREAKERS IN NEW PANEL PLC WITH EXTENSIONS AS REQUIRED.
4. EXISTING CIRCUIT WIRES FROM DEMOLISHED PANEL-PD TO BE CONNECTED TO NEW CIRCUIT BREAKERS IN NEW PANEL PLD WITH EXTENSIONS AS REQUIRED.
5. EXISTING CIRCUIT WIRES FROM DEMOLISHED PANEL-PF TO BE CONNECTED TO NEW CIRCUIT BREAKERS IN NEW PANEL PLF WITH EXTENSIONS AS REQUIRED.
6. EXISTING CIRCUIT WIRES FROM DEMOLISHED PANEL-KP TO BE CONNECTED TO NEW CIRCUIT BREAKERS IN NEW PANEL PLK WITH EXTENSIONS AS REQUIRED.
7. EXISTING CIRCUIT WIRES TO BE SPLICED AT NEW JUNCTION BOX PROVIDED AT DEMOLISHED PANEL-PP AND CONNECTED TO NEW CIRCUIT BREAKERS IN NEW PANEL PLP WITH EXTENSIONS AS REQUIRED.
8. EXISTING CIRCUIT WIRES FROM DEMOLISHED PANEL P-PE TO BE CONNECTED TO NEW CIRCUIT BREAKERS IN NEW PANEL P WITH EXTENSIONS AS REQUIRED.
9. EXISTING CIRCUIT WIRES FROM DEMOLISHED PANEL-KPE TO BE CONNECTED TO NEW CIRCUIT BREAKERS IN NEW PANEL ELK WITH EXTENSIONS AS REQUIRED.
10. ALL EXISTING WIRING TO BE SPLICED AT DEMOLISHED PANEL ED-1 & ED-2 AND EXTENDED OVER TO NEW PANEL EM. PROVIDE CONDUIT EXTENSIONS AS REQUIRED.
11. ALL EXISTING WIRING TO BE SPLICED AT DEMOLISHED SWITCHBOARD SWBD AND EXTENDED OVER TO NEW SWITCHBOARD SWBD. PROVIDE CONDUIT EXTENSIONS AS REQUIRED.

(E) INCOMING FEED

EXISTING OUTDOOR PAD MOUNTED TRANSFORMER
12470V-3PH-PRIMARY 208Y/120V, 3PH, 4W, SECONDARY

NEW (6)4#600KCMIL + (6)1#4/0G - (6)4"C + (1)4"C SPARE IN UG DUCTBANK. SEE 7/E-500 FOR MORE DETAILS.

(N) UTILITY METER BY NATIONAL GRID AND CT CABINET

(N) SWITCHBOARD SWBD - 65KAIC
2000 AMP BUS, 208/120V, 3PH-4W

(N) 2000AF - 3P MCB
1600AT (LSI)

(N) PM 8000 METER

(N) 1000AF 700AT (LSI) 3P	(N) 225A 3P	(N) 225A 3P	(N) 225A 3P	(N) 225A 3P	(N) 225A 3P	(N) 225A 3P	(N) 225A 3P	(N) 225A 3P	(N) 225A 3P	(N) 225A 3P	(N) 60A 3P	(N) 200A 3P	(N) 100A 3P	(N) 200A 3P	(N) 200A 3P	(N) 60A 3P	(N) 100A 3P	(N) 100A 3P	(N) 60A 3P	(N) 60A 3P	(N) 60A 3P	(N) 60A 3P	(N) 60A 3P	(N) 60A 3P	(N) 200A 3P	(N) 1200A 3P	(N) 60A 3P	3P SPACE	3P SPACE	3P SPACE	3P SPACE	3P SPACE	3P SPACE	3P SPACE	3P SPACE
NEW 4#250KCMIL + 1#4G - 2 1/2"C	NEW 4#250KCMIL + 1#4G - 2 1/2"C	NEW 4#4/0 + 1#4G - 2 1/2"C	NEW 4#4/0 + 1#4G - 2 1/2"C	NEW 4#4/0 + 1#4G - 2 1/2"C	NEW 4#4/0 + 1#4G - 2 1/2"C	NEW 4#4/0 + 1#4G - 2 1/2"C	NEW 4#4/0 + 1#4G - 2 1/2"C	NEW 4#400KCMIL + 1#4G - 3"C	NEW 4#400KCMIL + 1#4G - 3"C	EXISTING FEEDER	NEW 4#2 + 1#10G - 1 1/2"C	EXISTING FEEDER	NEW 4#300KCMIL + 1#6G - 2 1/2"C	EXISTING FEEDER	NEW 4#1 + 1#8G - 1 1/2"C	EXISTING FEEDER	NEW 4#3/0 + 1#6G - 2"C	EXISTING FEEDER	NEW 4#300KCMIL + 1#6G - 2 1/2"C	EXISTING FEEDER	NEW 4#4 + 1#10G - 1 1/2"C	EXISTING FEEDER	NEW 4#2 + 1#8G - 1 1/2"C	EXISTING FEEDER	NEW 4#10 + 1#8G - 2"C	EXISTING FEEDER	NEW 4#2 + 1#10G - 1 1/2"C	EXISTING FEEDER	NEW 4#2 + 1#10G - 1 1/2"C	EXISTING FEEDER	NEW 4#4 + 1#10G - 1 1/2"C	EXISTING FEEDER	NEW 4#6 + 1#10G - 1"C	EXISTING FEEDER	NEW 4#10 + 1#10G - 2"C	EXISTING FEEDER	NEW 3#4/0 + 1#4G - 2 1/2"C	NEW (3)4#600KCMIL + (3)1#4/0G - (3)4"C + (1)4"C SPARE								
(N) PANEL PLB (2)	(N) PANEL PHB	(N) PANEL PLC (3)	(N) PANEL PHC	(N) PANEL PLF (5)	(N) PANEL PHF	(N) PANEL PLK (6)	(N) PANEL PLP (7)	(N) PANEL PHP		(N) PANEL P (8 & 11)		(E) PANEL A (11)		(E) PANEL B (11)		(E) PANEL C (11)		(E) PANEL D (11)		(E) PANEL E (11)		(E) PANEL F (11)		(E) PANEL H (11)		(E) PANEL T (11)		(E) PANEL AC (11)		(E) PANEL TC (11)		(E) PANEL BR (11)		(E) AC UNITS (11)		(E) POOL AHU	(N) TVSS								

NEW (3)4#500KCMIL + (3)1#4/0G - (3)4"C + (1)4"C SPARE

(N) GENERATOR 200 KW

(N) 1000A AUTMOATIC TRANSFER SWITCH

NEW (3)4#500KCMIL + (3)1#4/0G - (3)4"C + (1)4"C SPARE

(9) E-601

(N) PANEL EM, I-LINE - 65KAIC
1000 AMP BUS, 208/120V, 3PH-4W

(N) 1000AF 700AT (LSI) 3P

(N) 100A 3P	(N) 100A 3P	(N) 225A 3P	(N) 30A 3P	(N) 30A 3P	(N) 30A 3P	(N) 30A 3P	(N) 30A 3P	(N) 30A 3P	(N) 30A 3P	(N) 30A 3P	(N) 30A 3P	(N) 30A 3P	(N) 100A 3P	SPACE	SPACE	SPACE																								
NEW 4#10 + 1#8G - 2"C	NEW 4#1 + 1#8G - 2"C	NEW 4#4/0 + 1#4G - 2 1/2"C	NEW 4#4 + 1#8G - 1 1/2"C	NEW 4#4 + 1#8G - 1 1/2"C	NEW 4#6 + 1#8G - 1"C	NEW 4#8 + 1#8G - 3/4"C	NEW 4#4 + 1#8G - 1 1/2"C	NEW 4#6 + 1#8G - 1"C	NEW 4#6 + 1#8G - 1"C	NEW 4#10 + 1#10G - 3/4"C	NEW 4#10 + 1#10G - 3/4"C	NEW 4#1 + 1#8G - 1 1/2"C	SPLICE WITH POLARIS LUGS (TYP. ALL)																											
(N) PANEL ELS	(N) PANEL ELN	(N) PANEL ELK (9)	EXISTING FEEDER	EXISTING FEEDER	EXISTING FEEDER	EXISTING FEEDER	EXISTING FEEDER	EXISTING FEEDER	EXISTING FEEDER	EXISTING FEEDER	EXISTING FEEDER	EXISTING FEEDER	EXISTING FEEDER																											
			(N) PANEL PE (8 & 10)	(E) PANEL AE (10)	(E) PANEL BE (10)	(E) PANEL CE (10)	(E) PANEL DE (10)	(E) PANEL EE (10)	(E) PANEL FE (10)	(E) PANEL SE (10)	(E) PANEL SE (10)	(E) PANEL BRE (10)																												

(N) PNL-DPD - 65KAIC
1200 AMP BUS, I-LINE, 208/120V, 3PH-4W

(N) 225A 3P	(N) 225A 3P	(N) 225A 3P	(N) 225A 3P	(N) 225A 3P	(N) 225A 3P	SPACE	SPACE	SPACE	SPACE																														
NEW 4#4/0 + 1#4G - 2 1/2"C	NEW 4#4/0 + 1#4G - 2 1/2"C	NEW 4#4/0 + 1#4G - 2 1/2"C	NEW 4#4/0 + 1#4G - 2 1/2"C	NEW 4#4/0 + 1#4G - 2 1/2"C	NEW 4#4/0 + 1#4G - 2 1/2"C																																		
(N) PANEL PLA (1)	(N) PANEL PHA	(N) PANEL PLD (4)	(N) PANEL PHD	(N) PANEL PLG	(N) PANEL PHG																																		

1 / E-601 ELECTRICAL SINGLE LINE DIAGRAM - NEW WORK

SCALE: NOT TO SCALE

STUDIOJAED
ARCHITECTS ◘ ENGINEERS ◘ FACILITIES SOLUTIONS
Website: www.StudioJAED.com Email: info@StudioJAED.com

MARYLAND OFFICE
213 FRONT STREET, P.O. BOX 754
REISTERSTOWN, MARYLAND 21136

PROVIDENCE OFFICE
42 WEYBOSSET STREET, STE. 403
PROVIDENCE, RHODE ISLAND 02903
P: (401) 648-0884

DELAWARE OFFICE
2500 WRANGLE HILL ROAD, STE. 110
BEAR, DELAWARE 19701
P: (302) 832-1825

CONSULTANT

THIS DRAWING IS THE PROPERTY OF STUDIOJAED AND IS PREPARED FOR THE EXCLUSIVE USE OF ITS CLIENTS AT THE LOCATION INDICATED. NO OTHER USE IS AUTHORIZED OR INTENDED.

THE PROFESSIONAL SERVICES OF THE ARCHITECT ARE UNDERTAKEN FOR AND ARE PERFORMED IN THE INTEREST OF (NAME OF PERSON EMPLOYING ARCHITECT). NO CONTRACTUAL OBLIGATION IS ASSUMED BY THE ARCHITECT FOR THE BENEFIT OF ANY OTHER PERSON INVOLVED IN THE PROJECT.

SIGNATURE:
DATE OF SIGNATURE:
DATE OF REGISTRATION EXPIRATION:
ARCHITECT / ENGINEER SEAL

PROJECT

CITY OF PROVIDENCE
RENOVATIONS
AT
PLEASANT VIEW ELEMENTARY SCHOOL
50 OBADIAH BROWN RD
PROVIDENCE, RI 02909

REVISIONS

MARK	DESCRIPTION	DATE

SHEET TITLE

ELECTRICAL SINGLE LINE DIAGRAM NEW

BID DOCUMENTS
SEPTEMBER 19, 2022

DRAWN	CHK'D	PROJECT NO.
DZ	PP	20041

SHEET NO.

E-601

NEW PANEL

PANEL: PLA
LOCATION: STORAGE - A-POD
BUS: 225A
MAIN: MLO

VOLTAGE: 208/120V, 3PH-4W
ENCLOSURE: NEMA-1
A.I.C: 14,000
RATINGS: FULL

ØA kVA	ØB kVA	ØC kVA	DESCRIPTION	Pole	Br	Ckt	Ckt	Br	Pole	DESCRIPTION	ØA kVA	ØB kVA	ØC kVA	
*	-	-	EXISTING LOAD	1	20	1	2	20	1	EXISTING LOAD	-	-	-	*
*	-	-	EXISTING LOAD	1	20	3	4	20	1	EXISTING LOAD	-	-	-	*
*	-	-	EXISTING LOAD	1	20	5	6	20	1	EXISTING LOAD	-	-	-	*
*	-	-	EXISTING LOAD	1	20	7	8	20	1	EXISTING LOAD	-	-	-	*
*	-	-	EXISTING LOAD	1	20	9	10	20	1	EXISTING LOAD	-	-	-	*
*	-	-	EXISTING LOAD	1	20	11	12	20	1	EXISTING LOAD	-	-	-	*
*	-	-	EXISTING LOAD	1	20	13	14	20	1	EXISTING LOAD	-	-	-	*
*	-	-	EXISTING LOAD	1	20	15	16	20	1	EXISTING LOAD	-	-	-	*
*	-	-	EXISTING LOAD	1	20	17	18	20	1	EXISTING LOAD	-	-	-	*
*	-	-	EXISTING LOAD	1	20	19	20	20	1	EXISTING LOAD	-	-	-	*
*	-	-	EXISTING LOAD	1	20	21	22	20	1	EXISTING LOAD	-	-	-	*
*	-	-	EXISTING LOAD	1	20	23	24	20	1	EXISTING LOAD	-	-	-	*
*	-	-	EXISTING LOAD	3	30	25	26	20	1	EXISTING LOAD	-	-	-	*
	-	-				27	28	20	1	PROJECTOR POWER	-	0.50	*	**
	-	-				29	30	20	1	RECEPT. - DRINKING FOUNTAIN CAFETERIA	-	-	0.75	*****
	-	-	SPACE	-	-	31	32	-	-	SPACE	-	-	-	
	-	-	SPACE	-	-	33	34	-	-	SPACE	-	-	-	
	-	-	SPACE	-	-	35	36	-	-	SPACE	-	-	-	
***	2.66	-	UV-A2	3	35	37	38	35	3	UV-A3	2.66	-	-	****
	-	2.66	*			39	40				-	2.66	*	
	-	-	2.66			41	42				-	-	2.66	

CONNECTED LOAD
PHASE A: __ kVA
PHASE B: __ kVA
PHASE C: __ kVA
TOTAL CONNECTED LOAD = __ kVA

★ EXISTING CIRCUIT WIRES FROM PANELS PA SPLICED AT NEW JUNCTION BOX AND RECONNECTED.
★★ PROVIDE NEW 20A/1P CIRCUIT BREAKER AND 2#10 + 1#10G - 3/4"C WIRING.
★★★ PROVIDE NEW 35A/3P CIRCUIT BREAKER AND 3#10 + 1#10G - 3/4"C WIRING.
★★★★ PROVIDE NEW 35A/3P CIRCUIT BREAKER AND 3#8 + 1#10G - 3/4"C WIRING.
★★★★★ PROVIDE NEW 20A/1P CIRCUIT BREAKER AND 2#12 + 1#12G - 3/4"C WIRING.

NEW PANEL

PANEL: PHA
LOCATION: STORAGE - A-POD
BUS: 225A
MAIN: MLO

VOLTAGE: 208/120V, 3PH-4W
ENCLOSURE: NEMA-1
A.I.C: 14,000
RATINGS: FULL

ØA kVA	ØB kVA	ØC kVA	DESCRIPTION	Pole	Br	Ckt	Ckt	Br	Pole	DESCRIPTION	ØA kVA	ØB kVA	ØC kVA	
**	0.02	-	-	FC-A100-1	2	20	1	2	20	2	FC-A100-2	0.02	-	-	**
	-	0.02	-				3	4				-	0.02	-	
**	-	-	0.10	FC-A1, FC-A2	2	20	5	6	20	1	EF-1, EF-2, EF-3	-	-	0.27	*
	0.10	-	-				7	8	20	1	EF-17	0.06	-	-	*
	-	-	-	SPACE	-	-	9	10	20	1	RECEPT. - ROOF	-	0.54	-	*
	-	-	-	SPACE	-	-	11	12	-	-	SPACE	-	-	-	
	-	-	-	SPACE	-	-	13	14	-	-	SPACE	-	-	-	
	-	-	-	SPACE	-	-	15	16	-	-	SPACE	-	-	-	
	-	-	-	SPACE	-	-	17	18	-	-	SPACE	-	-	-	
	-	-	-	SPACE	-	-	19	20	35	3	UV-A4	2.66	-	-	*****
	-	-	-	SPACE	-	-	21	22				-	2.66	-	
	-	-	-	SPACE	-	-	23	24				-	-	2.66	
*****	2.66	-	-	UV-A5	3	35	25	26	35	3	UV-A6	2.66	-	-	*****
	-	2.66	*				27	28				-	2.66	*	
	-	-	2.66				29	30				-	-	2.66	
****	2.66	-	-	UV-A7	3	35	31	32	35	3	UV-A8	2.66	-	-	****
	-	2.66	-				33	34				-	2.66	-	
	-	-	2.66				35	36				-	-	2.66	
***	1.03	-	-	ERV-A	3	20	37	38	35	3	HP-A	2.69	-	-	****
	-	1.03	-				39	40				-	2.69	-	
	-	-	1.03				41	42				-	-	2.69	

CONNECTED LOAD
PHASE A: 17.22 kVA
PHASE B: 17.06 kVA
PHASE C: 17.39 kVA
TOTAL CONNECTED LOAD = 51.67 kVA

★ PROVIDE NEW 20A/1P CIRCUIT BREAKER AND 2#12 + 1#12G - 3/4"C WIRING.
★★ PROVIDE NEW 20A/2P CIRCUIT BREAKER AND 2#12 + 1#12G - 3/4"C WIRING.
★★★ PROVIDE NEW 20A/3P CIRCUIT BREAKER AND 3#12 + 1#12G - 3/4"C WIRING.
★★★★ PROVIDE NEW 35A/3P CIRCUIT BREAKER AND 3#10 + 1#10G - 3/4"C WIRING.
★★★★★ PROVIDE NEW 35A/3P CIRCUIT BREAKER AND 3#8 + 1#10G - 3/4"C WIRING.

NEW PANEL

PANEL: PLB
LOCATION: CONF RM - B-POD
BUS: 225A
MAIN: MLO

VOLTAGE: 208/120V, 3PH-4W
ENCLOSURE: NEMA-1
A.I.C: 14,000
RATINGS: FULL

ØA kVA	ØB kVA	ØC kVA	DESCRIPTION	Pole	Br	Ckt	Ckt	Br	Pole	DESCRIPTION	ØA kVA	ØB kVA	ØC kVA	
*	-	-	RECONNECT EXISTING LOAD	1	20	1	2	20	1	RECONNECT EXISTING LOAD	-	-	-	*
*	-	-	RECONNECT EXISTING LOAD	1	20	3	4	20	1	RECONNECT EXISTING LOAD	-	-	-	*
*	-	-	RECONNECT EXISTING LOAD	1	20	5	6	20	1	RECONNECT EXISTING LOAD	-	-	-	*
*	-	-	RECONNECT EXISTING LOAD	1	20	7	8	20	1	RECONNECT EXISTING LOAD	-	-	-	*
*	-	-	RECONNECT EXISTING LOAD	1	20	9	10	20	1	RECONNECT EXISTING LOAD	-	-	-	*
*	-	-	RECONNECT EXISTING LOAD	1	20	11	12	20	1	RECONNECT EXISTING LOAD	-	-	-	*
*	-	-	RECONNECT EXISTING LOAD	1	20	13	14	20	1	RECONNECT EXISTING LOAD	-	-	-	*
*	-	-	RECONNECT EXISTING LOAD	1	20	15	16	20	1	RECONNECT EXISTING LOAD	-	-	-	*
*	-	-	RECONNECT EXISTING LOAD	1	20	17	18	20	1	RECONNECT EXISTING LOAD	-	-	-	*
*	-	-	RECONNECT EXISTING LOAD	1	20	19	20	20	1	RECONNECT EXISTING LOAD	-	-	-	*
*	-	-	RECONNECT EXISTING LOAD	1	20	21	22	20	2	RECONNECT EXISTING LOAD	-	-	-	*
*	-	-	RECONNECT EXISTING LOAD	1	20	23	24				-	-	-	
*	-	-	RECONNECT EXISTING LOAD	2	30	25	26	20	2	RECONNECT EXISTING LOAD	-	-	-	*
	-	-				27	28				-	-	-	
*	-	-	RECONNECT EXISTING LOAD	2	50	29	30	20	3	RECONNECT EXISTING LOAD	-	-	-	*
	-	-				31	32				-	-	-	
*	-	-	RECONNECT EXISTING LOAD	2	50	33	34				-	-	-	
	-	-				35	36	20	1	RECEPT. - DRINKING FOUNTAIN CORR. H002	-	-	0.75	***
*	-	-	RECONNECT EXISTING LOAD	3	20	37	38	35	3	UV-B2	2.66	-	-	**
	-	-				39	40				-	2.66	*	
	-	-				41	42				-	-	2.66	

CONNECTED LOAD
PHASE A: __ kVA
PHASE B: __ kVA
PHASE C: __ kVA
TOTAL CONNECTED LOAD = __ kVA

★ EXISTING CIRCUIT WIRES FROM PANELS PB SPLICED AT NEW JUNCTION BOX AND RECONNECTED.
★★ PROVIDE NEW 35A/3P CIRCUIT BREAKER AND 3#10 + 1#10G - 3/4"C WIRING.
★★★ PROVIDE NEW 20A/1P CIRCUIT BREAKER AND 2#12 + 1#12G - 3/4"C WIRING.

NEW PANEL

PANEL: PHB
LOCATION: CONF RM - B-POD
BUS: 225A
MAIN: MLO

VOLTAGE: 208/120V, 3PH-4W
ENCLOSURE: NEMA-1
A.I.C: 14,000
RATINGS: FULL

ØA kVA	ØB kVA	ØC kVA	DESCRIPTION	Pole	Br	Ckt	Ckt	Br	Pole	DESCRIPTION	ØA kVA	ØB kVA	ØC kVA	
**	0.04	-	-	FC-B100-1, FC-B100-2	2	20	1	2	20	2	FC-B9-1	0.02	-	-	**
	-	0.04	*				3	4				-	0.02	*	
**	-	-	0.04	FC-PRAC-1, FC-PRAC-2	2	20	5	6	20	2	FC-B9-2	-	-	0.02	**
	0.04	*	-				7	8				0.02	*	-	
**	-	0.02	-	FC-B101F	2	20	9	10	20	1	EF-4, EF-5, EF-6	-	0.25	-	*
	-	-	0.02				11	12	20	1	RECEPT. - ROOF	-	-	0.72	*
*	0.57	-	-	EF-22, EF-23	1	20	13	14	-	-	SPACE	-	-	-	
	-	*	-	SPACE	-	-	15	16	-	-	SPACE	-	-	-	
	-	-	*	SPACE	-	-	17	18	-	-	SPACE	-	-	-	
*****	2.66	-	*	UV-B3	3	35	19	20	35	3	UV-B4	2.66	-	*	******
	-	2.66	*				21	22				-	2.66	*	
	-	-	2.66				23	24				-	-	2.66	
*****	2.66	-	-	UV-B5	3	35	25	26	35	3	UV-B6	2.66	-	-	*****
	-	2.66	*				27	28				-	2.66	*	
	-	-	2.66				29	30				-	-	2.66	
*****	2.66	-	-	UV-B7	3	35	31	32	25	3	UV-B10	2.05	-	-	****
	-	2.66	*				33	34				-	2.05	*	
	-	-	2.66				35	36				-	-	2.05	
***	1.03	-	-	ERV-B	3	20	37	38	35	3	HP-B	2.69	-	-	*****
	-	1.03	*				39	40				-	2.69	*	
	-	-	1.03				41	42				-	-	2.69	

CONNECTED LOAD
PHASE A: 19.76 kVA
PHASE B: 19.40 kVA
PHASE C: 19.51 kVA
TOTAL CONNECTED LOAD = 58.31 kVA

★ PROVIDE NEW 20A/1P CIRCUIT BREAKER AND 2#12 + 1#12G - 3/4"C WIRING.
★★ PROVIDE NEW 20A/2P CIRCUIT BREAKER AND 2#12 + 1#12G - 3/4"C WIRING.
★★★ PROVIDE NEW 20A/3P CIRCUIT BREAKER AND 3#12 + 1#12G - 3/4"C WIRING.
★★★★ PROVIDE NEW 25A/3P CIRCUIT BREAKER AND 3#10 + 1#10G - 3/4"C WIRING.
★★★★★ PROVIDE NEW 35A/3P CIRCUIT BREAKER AND 3#10 + 1#10G - 3/4"C WIRING.
★★★★★★ PROVIDE NEW 35A/3P CIRCUIT BREAKER AND 3#8 + 1#10G - 3/4"C WIRING.

NEW PANEL

PANEL: PLC
LOCATION: JANITOR - C-POD
BUS: 225A
MAIN: MLO

VOLTAGE: 208/120V, 3PH-4W
ENCLOSURE: NEMA-1
A.I.C: 14,000
RATINGS: FULL

ØA kVA	ØB kVA	ØC kVA	DESCRIPTION	Pole	Br	Ckt	Ckt	Br	Pole	DESCRIPTION	ØA kVA	ØB kVA	ØC kVA	
*	-	-	EXISTING LOAD	1	20	1	2	20	1	EXISTING LOAD	-	-	-	*
*	-	-	EXISTING LOAD	1	20	3	4	20	1	EXISTING LOAD	-	-	-	*
*	-	-	EXISTING LOAD	1	20	5	6	20	1	EXISTING LOAD	-	-	-	*
*	-	-	EXISTING LOAD	1	20	7	8	20	1	EXISTING LOAD	-	-	-	*
*	-	-	EXISTING LOAD	1	20	9	10	20	1	EXISTING LOAD	-	-	-	*
*	-	-	EXISTING LOAD	1	20	11	12	20	1	EXISTING LOAD	-	-	-	*
*	-	-	EXISTING LOAD	1	20	13	14	20	1	EXISTING LOAD	-	-	-	*
*	-	-	EXISTING LOAD	1	20	15	16	20	1	EXISTING LOAD	-	-	-	*
*	-	-	EXISTING LOAD	1	20	17	18	20	1	EXISTING LOAD	-	-	-	*
*	-	-	EXISTING LOAD	1	20	19	20	20	1	EXISTING LOAD	-	-	-	*
*	-	-	EXISTING LOAD	1	20	21	22	20	1	EXISTING LOAD	-	-	-	*
*	-	-	EXISTING LOAD	1	20	23	24	20	1	EXISTING LOAD	-	-	-	*
	-	-	SPACE	-	-	25	26	-	-	SPACE	-	-	-	
	-	-	SPACE	-	-	27	28	-	-	SPACE	-	-	-	
	-	-	SPACE	-	-	29	30	-	-	SPACE	-	-	-	
	-	-	SPACE	-	-	31	32	-	-	SPACE	-	-	-	
	-	-	SPACE	-	-	33	34	-	-	SPACE	-	-	-	
	-	-	SPACE	-	-	35	36	-	-	SPACE	-	-	-	
	-	-	SPACE	-	-	37	38	-	-	SPACE	-	-	-	
	-	-	SPACE	-	-	39	40	-	-	SPACE	-	-	-	
	-	-	SPACE	-	-	41	42	-	-	SPACE	-	-	-	

CONNECTED LOAD
PHASE A: __ kVA
PHASE B: __ kVA
PHASE C: __ kVA
TOTAL CONNECTED LOAD = __ kVA

★ EXISTING CIRCUIT WIRES FROM PANELS PC SPLICED AT NEW JUNCTION BOX AND RECONNECTED.

NEW PANEL

PANEL: PHC
LOCATION: JANITOR - C-POD
BUS: 225A
MAIN: MLO

VOLTAGE: 208/120V, 3PH-4W
ENCLOSURE: NEMA-1
A.I.C: 14,000
RATINGS: FULL

ØA kVA	ØB kVA	ØC kVA	DESCRIPTION	Pole	Br	Ckt	Ckt	Br	Pole	DESCRIPTION	ØA kVA	ØB kVA	ØC kVA	
**	0.02	-	*	FC-C100-1	2	20	1	2	20	2	FC-C100-2	0.02	-	*	**
	0.02	*	-				3	4				-	0.02	*	
*	-	-	0.72	RECEPT. - ROOF	1	20	5	6	20	1	EF-10	-	-	0.04	*
*	0.18	*	-	EF-11, EF-12	1	20	7	8	20	1	EF-14	0.03	*	-	*
*	-	0.79	*	EF-24, EF-25	1	20	9	10	20	1	EF-26, EF-27	*	0.66	*	*
	-	-	*	SPACE	-	-	11	12	-	-	SPACE	-	-	-	
	-	-	*	SPACE	-	-	13	14	-	-	SPACE	-	-	-	
	-	-	*	SPACE	-	-	15	16	-	-	SPACE	-	-	-	
	-	-	*	SPACE	-	-	17	18	-	-	SPACE	-	-	-	
****	2.66	-	*	UV-C2	3	35	19	20	35	3	UV-C3	2.66	*	*	*****
	-	2.66	*				21	22				-	2.66	*	
	-	-	2.66				23	24				-	-	2.66	
*****	2.66	-	*	UV-C4	3	35	25	26	35	3	UV-C5	2.66	-	*	****
	-	2.66	*				27	28				*	2.66	*	
	-	-	2.66				29	30				-	-	2.66	
****	2.66	-	*	UV-C6	3	35	31	32	35	3	UV-C7	2.66	-	*	****
	-	2.66	*				33	34				-	2.66	*	
	-	-	2.66				35	36				*	-	2.66	
***	1.03	-	-	ERV-C	3	20	37	38	40	3	HP-C	2.21	*	-	******
	-	1.03	*				39	40				-	2.21	*	
	-	-	1.03				41	42				-	-	2.21	

CONNECTED LOAD
PHASE A: 19.49 kVA
PHASE B: 19.90 kVA
PHASE C: 19.24 kVA
TOTAL CONNECTED LOAD = 58.63 kVA

★ PROVIDE NEW 20A/1P CIRCUIT BREAKER AND 2#12 + 1#12G - 3/4"C WIRING.
★★ PROVIDE NEW 20A/2P CIRCUIT BREAKER AND 2#12 + 1#12G - 3/4"C WIRING.
★★★ PROVIDE NEW 20A/3P CIRCUIT BREAKER AND 3#12 + 1#12G - 3/4"C WIRING.
★★★★ PROVIDE NEW 35A/3P CIRCUIT BREAKER AND 3#10 + 1#10G - 3/4"C WIRING.
★★★★★ PROVIDE NEW 35A/3P CIRCUIT BREAKER AND 3#8 + 1#10G - 3/4"C WIRING.
★★★★★★ PROVIDE NEW 40A/3P CIRCUIT BREAKER AND 3#10 + 1#10G - 3/4"C WIRING.

NEW PANEL

PANEL: PLD
LOCATION: CUSTODIAN - D-POD
BUS: 225A
MAIN: MLO

VOLTAGE: 208/120V, 3PH-4W
ENCLOSURE: NEMA-1
A.I.C: 14,000
RATINGS: FULL

ØA kVA	ØB kVA	ØC kVA	DESCRIPTION	Pole	Br	Ckt	Ckt	Br	Pole	DESCRIPTION	ØA kVA	ØB kVA	ØC kVA	
*	-	-	EXISTING LOAD	1	20	1	2	20	1	EXISTING LOAD	-	-	-	*
*	-	-	EXISTING LOAD	1	20	3	4	20	1	EXISTING LOAD	-	-	-	*
*	-	-	EXISTING LOAD	1	20	5	6	20	1	EXISTING LOAD	-	-	-	*
*	-	-	EXISTING LOAD	1	20	7	8	20	1	EXISTING LOAD	-	-	-	*
*	-	-	EXISTING LOAD	1	20	9	10	20	1	EXISTING LOAD	-	-	-	*
*	-	-	EXISTING LOAD	1	20	11	12	20	1	EXISTING LOAD	-	-	-	*
*	-	-	EXISTING LOAD	1	20	13	14	20	1	EXISTING LOAD	-	-	-	*
*	-	-	EXISTING LOAD	1	20	15	16	20	1	EXISTING LOAD	-	-	-	*
*	-	-	EXISTING LOAD	1	20	17	18	20	1	EXISTING LOAD	-	-	-	*
*	-	-	EXISTING LOAD	1	20	19	20	20	1	EXISTING LOAD	-	-	-	*
*	-	-	EXISTING LOAD	1	20	21	22	20	1	EXISTING LOAD	-	-	-	*
*	-	-	EXISTING LOAD	1	20	23	24	20	1	EXISTING LOAD	-	-	-	*
*	-	-	EXISTING LOAD	3	20	25	26	20	3	EXISTING LOAD	-	-	-	*
	-	-				27	28				-	-	-	
	-	-				29	30				-	-	-	
	-	-	SPACE	-	-	31	32	-	-	SPACE	-	-	-	
	-	-	SPACE	-	-	33	34	-	-	SPACE	-	-	-	
	-	-	SPACE	-	-	35	36	-	-	SPACE	-	-	-	
**	2.66	-	-	UV-D2	3	35	37	38	35	3	UV-D3	2.66	-	*	**
	*	2.66	*				39	40				-	2.66	*	
	-	-	2.66				41	42				-	-	2.66	

CONNECTED LOAD
PHASE A: __ kVA
PHASE B: __ kVA
PHASE C: __ kVA
TOTAL CONNECTED LOAD = __ kVA

★ EXISTING CIRCUIT WIRES FROM PANELS PD SPLICED AT NEW JUNCTION BOX AND RECONNECTED.
★★ PROVIDE NEW 35A/3P CIRCUIT BREAKER AND 3#8 + 1#10G - 3/4"C WIRING.

NEW PANEL

PANEL: PHD
LOCATION: CUSTODIAN - D-POD
BUS: 225A
MAIN: MLO

VOLTAGE: 208/120V, 3PH-4W
ENCLOSURE: NEMA-1
A.I.C: 14,000
RATINGS: FULL

ØA kVA	ØB kVA	ØC kVA	DESCRIPTION	Pole	Br	Ckt	Ckt	Br	Pole	DESCRIPTION	ØA kVA	ØB kVA	ØC kVA	
**	0.04	-	-	FC-D100-1, FC-D100-2	2	20	1	2	20	2	FC-D112, FC-D112B	0.04	-	-	**
	-	0.04	*				3	4				-	0.04	*	
**	-	-	0.04	FC-D2A, FC-D8A	2	20	5	6	20	2	FC-D8-1, FC-D8-2	-	-	0.04	**
	0.04	*	-				7	8				0.04	*	-	
**	-	0.04	-	FC-D114, FC-CONF	2	20	9	10	20	2	FC-OFFICE, FC-REST	-	0.17	*	**
	-	-	0.04				11	12				-	-	0.17	
*	0.18	*	-	EF-15, EF-16	1	20	13	14	-	-	SPACE	-	-	-	
*	-	0.57	*	EF-20, EF-29	1	20	15	16	-	-	SPACE	-	-	-	
*	-	-	0.72	RECEPT. - ROOF	1	20	17	18	-	-	SPACE	-	-	-	
	-	*	*	SPACE	-	-	19	20	-	-	SPACE	-	-	-	
	-	-	-	SPACE	-	-	21	22	-	-	SPACE	-	-	-	
	-	-	-	SPACE	-	-	23	24	-	-	SPACE	-	-	-	
****	2.66	-	*	UV-D4	3	35	25	26	35	3	UV-D5	2.66	-	*	****
	-	2.66	*				27	28				-	2.66	*	
	-	-	2.66				29	30				-	-	2.66	
****	2.66	-	*	UV-D6	3	35	31	32	35	3	UV-D7	2.66	-	*	****
	-	2.66	*				33	34				-	2.66	*	
	-	-	2.66				35	36				*	-	2.66	
***	1.57	-	-	ERV-D	3	20	37	38	50	3	HP-D	4.13	-	-	*****
	-	1.57	*				39	40				-	4.13	*	
	-	-	1.57				41	42				-	-	4.13	

CONNECTED LOAD
PHASE A: 16.68 kVA
PHASE B: 17.20 kVA
PHASE C: 16.63 kVA
TOTAL CONNECTED LOAD = 50.51 kVA

★ PROVIDE NEW 20A/1P CIRCUIT BREAKER AND 2#12 + 1#12G - 3/4"C WIRING
★★ PROVIDE NEW 20A/2P CIRCUIT BREAKER AND 2#12 + 1#12G - 3/4"C WIRING.
★★★ PROVIDE NEW 20A/3P CIRCUIT BREAKER AND 3#12 + 1#12G - 3/4"C WIRING.
★★★★ PROVIDE NEW 35A/3P CIRCUIT BREAKER AND 3#8 + 1#10G - 3/4"C WIRING.
★★★★★ PROVIDE NEW 50A/3P CIRCUIT BREAKER AND 3#6 + 1#10G - 1"C WIRING.

THE RECEIVER OF THESE PLANS BY HARD COPY OR ELECTRONIC TRANSMISSION BY USE THEREOF UNDERSTANDS AND AGREES AS FOLLOWS: - THESE ELECTRONIC DATA TRANSMITTED (SUCH AS MAY BE ALTERED DURING TRANSIT AND TRANSLATION) - JAED CORPORATION DO NOT WARRANT OR MAKE ANY REPRESENTATIONS WITH RESPECT TO THE ACCURACY OF THE DATA. - THE RECEIVER WARRANTS THAT IT WILL NOT REPRODUCE OR OTHERWISE MAKE USE OF THE DATA OR PLANS IN ANY ENDEAVOR NOT DIRECTLY RELATED TO THE PROJECT FOR WHICH IT HAS BEEN ISSUED. - LIMITED LICENCE TO USE DATA AND PLANS IS EXCLUSIVE AND NON-TRANSFERABLE. - JAED CORPORATION RETAINS ALL OWNERSHIP, COPYRIGHT, AND OTHER INTELLECTUAL PROPERTY INTERESTS IN THE DATA AND INFORMATION ON THE PLANS. - THE RECEIVER WARRANTS THAT IT WILL NOT REPRODUCE OR OTHERWISE MAKE USE OF THE DATA OR PLANS IN ANY ENDEAVOR NOT DIRECTLY RELATED TO THE PROJECT FOR WHICH IT HAS BEEN ISSUED. - LIMITED LICENCE TO USE DATA AND PLANS IS EXCLUSIVE AND NON-TRANSFERABLE. - JAED CORPORATION DO NOT WARRANT OR MAKE ANY REPRESENTATIONS WITH RESPECT TO THE ACCURACY OF THE DATA. - THE RECEIVER WARRANTS THAT IT WILL NOT REPRODUCE OR OTHERWISE MAKE USE OF THE DATA OR PLANS IN ANY ENDEAVOR NOT DIRECTLY RELATED TO THE PROJECT FOR WHICH IT HAS BEEN ISSUED. - LIMITED LICENCE TO USE DATA AND PLANS IS EXCLUSIVE AND NON-TRANSFERABLE. - JAED CORPORATION RETAINS ALL OWNERSHIP, COPYRIGHT, AND OTHER INTELLECTUAL PROPERTY INTERESTS IN THE DATA AND INFORMATION ON THE PLANS

NEW PANEL

PANEL: PLF | LOCATION: GYM | BUS: 225A | MAIN: MLO
VOLTAGE: 208/120V, 3PH-4W | ENCLOSURE: NEMA-1 | A.I.C: 14,000 | RATINGS: FULL

	ØA kVA	ØB kVA	ØC kVA	DESCRIPTION	Pole	Br	Ckt	Ckt	Br	Pole	DESCRIPTION	ØA kVA	ØB kVA	ØC kVA	
*	-	-	-	EXISTING LOAD	1	20	1	2	20	1	EXISTING LOAD	-	-	-	*
*	-	-	-	EXISTING LOAD	1	20	3	4	20	1	EXISTING LOAD	-	-	-	*
*	-	-	-	EXISTING LOAD	1	20	5	6	20	1	EXISTING LOAD	-	-	-	*
*	-	-	-	EXISTING LOAD	1	20	7	8	20	1	EXISTING LOAD	-	-	-	*
*	-	-	-	EXISTING LOAD	1	20	9	10	20	1	EXISTING LOAD	-	-	-	*
*	-	-	-	EXISTING LOAD	1	20	11	12	20	1	EXISTING LOAD	-	-	-	*
*	-	-	-	EXISTING LOAD	1	20	13	14	20	1	EXISTING LOAD	-	-	-	*
*	-	-	-	EXISTING LOAD	1	20	15	16	20	1	EXISTING LOAD	-	-	-	*
*	-	-	-	EXISTING LOAD	1	20	17	18	20	1	EXISTING LOAD	-	-	-	*
*	-	-	-	EXISTING LOAD	1	20	19	20	20	3	EXISTING LOAD	-	-	-	*
*	-	-	-	EXISTING LOAD	3	20	21	22				-	-	-	
	-	-	-			20	23	24				-	-	-	
	-	-	-			20	25	26	20	3	EXISTING LOAD	-	-	-	*
*	-	-	-	EXISTING LOAD	3	20	27	28				-	-	-	
	-	-	-				29	30				-	-	-	
	-	-	-				31	32	20	3	EXISTING LOAD	-	-	-	*
**	-	0.75	-	RECEPT. - DRINKING FOUNTAIN LOBBY F100	1	20	33	34				-	-	-	
	-	-	-	SPACE	-	-	35	36				-	-	-	
	-	-	-	SPACE	-	-	37	38	-	-	SPACE	-	-	-	
	-	-	-	SPACE	-	-	39	40	-	-	SPACE	-	-	-	
	-	-	-	SPACE	-	-	41	42	-	-	SPACE	-	-	-	

CONNECTED LOAD
PHASE A: __ kVA
PHASE B: __ kVA
PHASE C: __ kVA
TOTAL CONNECTED LOAD = __ kVA

* EXISTING CIRCUIT WIRES FROM PANELS PF SPLICED AT NEW JUNCTION BOX AND RECONNECTED.
** PROVIDE NEW 20A/1P CIRCUIT BREAKER WITH 2#12 + 1#12G - 3/4"C WIRING.

NEW PANEL

PANEL: PHF | LOCATION: STORAGE - GYM | BUS: 225A | MAIN: MLO
VOLTAGE: 208/120V, 3PH-4W | ENCLOSURE: NEMA-1 | A.I.C: 14,000 | RATINGS: FULL

ØA kVA	ØB kVA	ØC kVA	DESCRIPTION	Pole	Br	Ckt	Ckt	Br	Pole	DESCRIPTION	ØA kVA	ØB kVA	ØC kVA
-	-	-	SPACE	-	-	1	2	-	-	SPACE	-	-	-
-	-	-	SPACE	-	-	3	4	-	-	SPACE	-	-	-
-	-	-	SPACE	-	-	5	6	-	-	SPACE	-	-	-
-	-	-	SPACE	-	-	7	8	-	-	SPACE	-	-	-
-	-	-	SPACE	-	-	9	10	-	-	SPACE	-	-	-
-	-	-	SPACE	-	-	11	12	-	-	SPACE	-	-	-
-	-	-	SPACE	-	-	13	14	-	-	SPACE	-	-	-
-	-	-	SPACE	-	-	15	16	-	-	SPACE	-	-	-
-	-	-	SPACE	-	-	17	18	-	-	SPACE	-	-	-
-	-	-	SPACE	-	-	19	20	-	-	SPACE	-	-	-
-	-	-	SPACE	-	-	21	22	-	-	SPACE	-	-	-
-	-	-	SPACE	-	-	23	24	-	-	SPACE	-	-	-
-	-	-	SPACE	-	-	25	26	-	-	SPACE	-	-	-
-	-	-	SPACE	-	-	27	28	-	-	SPACE	-	-	-
-	-	-	SPACE	-	-	29	30	-	-	SPACE	-	-	-
-	-	-	SPACE	-	-	31	32	-	-	SPACE	-	-	-
-	-	-	SPACE	-	-	33	34	-	-	SPACE	-	-	-
-	-	-	SPACE	-	-	35	36	-	-	SPACE	-	-	-
-	-	-	SPACE	-	-	37	38	-	-	SPACE	-	-	-
-	-	-	SPACE	-	-	39	40	-	-	SPACE	-	-	-
-	-	-	SPACE	-	-	41	42	-	-	SPACE	-	-	-

CONNECTED LOAD
PHASE A: 0.00 kVA
PHASE B: 0.00 kVA
PHASE C: 0.00 kVA
TOTAL CONNECTED LOAD = 0.00 kVA

NEW PANEL

PANEL: PLG | LOCATION: G-POD | BUS: 225A | MAIN: MLO
VOLTAGE: 208/120V, 3PH-4W | ENCLOSURE: NEMA-1 | A.I.C: 14,000 | RATINGS: FULL

	ØA kVA	ØB kVA	ØC kVA	DESCRIPTION	Pole	Br	Ckt	Ckt	Br	Pole	DESCRIPTION	ØA kVA	ØB kVA	ØC kVA	
*	0.36	-	-	QUAD RECEPT. - OFFICE G104	1	20	1	2	20	1	RECEPTS. - OFFICE G104	0.36	-	-	*
*	-	0.72	-	QUAD RECEPTS. - OFFICE G105	1	20	3	4	20	1	RECEPTS. - OFFICE G105	-	0.54	-	*
*	-	-	0.72	QUAD RECEPTS. - OFFICE G106	1	20	5	6	20	1	RECEPTS. - OFFICE G106	-	-	0.54	*
*	0.72	-	-	QUAD RECEPTS. - OFFICE G107	1	20	7	8	20	1	RECEPTS. - OFFICE G107	0.54	-	-	*
*	-	0.72	-	QUAD RECEPTS. - OFFICE G108	1	20	9	10	20	1	RECEPTS. - OFFICE G108	-	0.54	-	*
*	-	-	0.36	QUAD RECEPT. - OFFICE G109	1	20	11	12	20	1	RECEPTS. - OFFICE G109	-	-	0.36	*
*	0.54	-	-	RECEPTS. - CONFERENCE RM. G110	1	20	13	14	20	1	FLOOR BOX - CONFERENCE RM. G110	0.36	-	-	*
*	-	0.54	-	RECEPTS. - LIBRARY	1	20	15	16	20	1	RECEPTS. - LIBRARY	-	0.54	-	*
*	-	-	0.50	RECEPT. - PRINTER/COPIER - LIBRARY	1	20	17	18	20	1	RECEPTS. - LIBRARIAN DESK	-	-	0.54	*
*	0.36	-	-	QUAD RECEPT. - OPEN OFFICE G112	1	20	19	20	20	1	GFCI RECEPT. - OPEN OFFICE G112	0.18	-	-	*
*	-	0.36	-	RECEPTS. - OPEN OFFICE G112	1	20	21	22	20	1	RECEPTS. - OPEN OFFICE G112	-	0.36	-	*
*	-	-	0.36	QUAD RECEPT. - OPEN OFFICE G112	1	20	23	24	20	1	QUAD RECEPT. - SPECIAL NEEDS G101	-	-	0.36	*
*	0.36	-	-	QUAD RECEPT. - SPECIAL NEEDS G101	1	20	25	26	20	1	RECEPTS. - SPECIAL NEEDS 101	0.36	-	-	*
*	-	0.72	-	QUAD RECEPTS. - LAB G103	1	20	27	28	20	1	QUAD RECEPTS. - LAB G103	-	0.72	-	*
*	-	-	0.72	QUAD RECEPTS. - LAB G103	1	20	29	30	20	1	QUAD RECEPTS. - LAB G103	-	-	0.72	*
*	0.50	-	-	RECEPT. - PRINTER/COPIER - LAB G103	1	20	31	32	20	1	RECEPTS. - LAB G103	0.36	-	-	*
*	-	0.36	-	RECEPTS. - LAB G103	1	20	33	34	20	1	GFCI RECEPTS. - LAB G103	-	0.36	-	*
*	-	-	0.25	GFCI RECEPT. - DRINKING FOUNTAIN	1	20	35	36	20	1	RECEPTS. - CLOSETS/HALLS	-	-	0.72	*
*	0.36	-	-	GFCI RECEPTS. - RESTROOMS	1	20	37	38	20	1	GFCI RECEPTS. - RESTROOMS	0.36	-	-	*
*	-	0.36	-	QUAD RECEPT. - IFP LIBRARY	1	20	39	40	20	1	QUAD RECEPT. - IFP SPECIAL NEEDS G101	-	0.36	-	*
*	-	-	0.72	QUAD RECEPTS. - IT ROOM	1	20	41	42	20	1	QUAD RECEPTS. - IT ROOM	-	-	0.72	*

CONNECTED LOAD
PHASE A: 5.72 kVA
PHASE B: 7.20 kVA
PHASE C: 7.59 kVA
TOTAL CONNECTED LOAD = 20.51 kVA

* PROVIDE NEW 20A/1P CIRCUIT BREAKER WITH 2#12 + 1#12G - 3/4"C WIRING.

NEW PANEL

PANEL: PHG | LOCATION: G-POD | BUS: 225A | MAIN: MLO
VOLTAGE: 208/120V, 3PH-4W | ENCLOSURE: NEMA-1 | A.I.C: 14,000 | RATINGS: FULL

	ØA kVA	ØB kVA	ØC kVA	DESCRIPTION	Pole	Br	Ckt	Ckt	Br	Pole	DESCRIPTION	ØA kVA	ØB kVA	ØC kVA	
*	0.04	-	-	FC-G001-1/FC-G001-2	2	20	1	2	20	2	FC-G100/FC-G100D	0.11	-	-	*
	-	0.04	-				3	4				-	0.11	-	
	-	-	-	SPACE	-	-	5	6	-	-	SPACE	-	-	-	
	-	-	-	SPACE	-	-	7	8	35	3	UG-G112	2.66	-	-	*****
*	-	0.02	-	FC-G103S	2	20	9	10				-	2.66	-	
	-	-	0.02				11	12				-	-	2.66	
*	0.09	-	-	FC-G110-1	2	20	13	14	30	2	WSS-1 / CU-1	1.97	-	-	**
	-	0.09	-				15	16				-	1.97	-	
*	-	-	0.09	FC-G110-2	2	20	17	18	20	1	RECEPT. - ROOF	-	-	0.36	*
	0.09	-	-				19	20	35	3	UV-G101	2.66	-	-	*****
*	-	0.02	-	FC-G111	2	20	21	22				-	2.66	-	
	-	-	0.02				23	24				-	-	2.66	
*****	2.66	-	-	UV-G103-1	3	35	25	26	35	3	UV-G103-2	2.66	-	-	*****
	-	2.66	-				27	28				-	2.66	-	
	-	-	2.66				29	30				-	-	2.66	
****	2.05	-	-	UV-G104	3	25	31	32	25	3	UV-G109	2.05	-	-	****
	-	2.05	-				33	34				-	2.05	-	
	-	-	2.05				35	36				-	-	2.05	
***	1.57	-	-	ERV-G	3	20	37	38	80	3	HP-G	6.34	-	-	******
	-	1.57	-				39	40				-	6.34	-	
	-	-	1.57				41	42				-	-	6.34	

CONNECTED LOAD
PHASE A: 22.29 kVA
PHASE B: 22.17 kVA
PHASE C: 20.27 kVA
TOTAL CONNECTED LOAD = 64.73 kVA

* PROVIDE NEW 20A/2P CIRCUIT BREAKER AND 2#12 + 1#12G - 3/4"C WIRING.
** PROVIDE NEW 30A/2P CIRCUIT BREAKER AND 2#10 + 1#10G - 3/4"C WIRING.
*** PROVIDE NEW 20A/3P CIRCUIT BREAKER AND 3#12 + 1#12G - 3/4"C WIRING.
**** PROVIDE NEW 25A/3P CIRCUIT BREAKER AND 3#10 + 1#10G - 3/4"C WIRING.
***** PROVIDE NEW 35A/3P CIRCUIT BREAKER AND 3#10 + 1#10G - 3/4"C WIRING.
****** PROVIDE NEW 80A/3P CIRCUIT BREAKER AND 3#4 + 1#8G - 1 1/4"C WIRING.

NEW PANEL

PANEL: PLK | LOCATION: KITCHEN | BUS: 225A | MAIN: MLO
VOLTAGE: 208/120V, 3PH-4W | ENCLOSURE: NEMA-1 | A.I.C: 14,000 | RATINGS: FULL

	ØA kVA	ØB kVA	ØC kVA	DESCRIPTION	Pole	Br	Ckt	Ckt	Br	Pole	DESCRIPTION	ØA kVA	ØB kVA	ØC kVA	
*	-	-	-	EXISTING LOAD	1	20	1	2	50	2	EXISTING LOAD	-	-	-	*
*	-	-	-	EXISTING LOAD	1	20	3	4				-	-	-	
*	-	-	-	EXISTING LOAD	1	20	5	6	20	1	EXISTING LOAD	-	-	-	*
*	-	-	-	EXISTING LOAD	1	20	7	8	20	1	EXISTING LOAD	-	-	-	*
*	-	-	-	EXISTING LOAD	1	20	9	10	20	1	EXISTING LOAD	-	-	-	*
*	-	-	-	EXISTING LOAD	1	20	11	12	20	1	EXISTING LOAD	-	-	-	*
*	-	-	-	EXISTING LOAD	1	20	13	14	20	1	EXISTING LOAD	-	-	-	*
*	-	-	-	EXISTING LOAD	1	20	15	16	20	1	EXISTING LOAD	-	-	-	*
*	-	-	-	EXISTING LOAD	1	20	17	18	20	1	EXISTING LOAD	-	-	-	*
*	-	-	-	EXISTING LOAD	2	30	19	20	30	2	EXISTING LOAD	-	-	-	*
	-	-	-				21	22				-	-	-	
*	-	-	-	EXISTING LOAD	2	30	23	24	30	2	EXISTING LOAD	-	-	-	*
	-	-	-				25	26				-	-	-	
*	-	-	-	EXISTING LOAD	3	40	27	28	20	3	EXISTING LOAD	-	-	-	*
	-	-	-				29	30				-	-	-	
	-	-	-				31	32				-	-	-	
*	-	-	-	EXISTING LOAD	3	40	33	34	20	3	EXISTING LOAD	-	-	-	*
	-	-	-	-			35	36				-	-	-	
	-	-	-	-			37	38				-	-	-	
	-	-	-	SPACE	-	-	39	40	-	-	SPACE	-	-	-	
	-	-	-	SPACE	-	-	41	42	-	-	SPACE	-	-	-	

CONNECTED LOAD
PHASE A: __ kVA
PHASE B: __ kVA
PHASE C: __ kVA
TOTAL CONNECTED LOAD = __ kVA

* EXISTING CIRCUIT WIRES FROM PANEL KP SPLICED AT NEW JUNCTION BOX AND RECONNECTED.

NEW PANEL

PANEL: PLP | LOCATION: FILTER RM - POOL | BUS: 225A | MAIN: MLO
VOLTAGE: 208/120V, 3PH-4W | ENCLOSURE: NEMA-1 | A.I.C: 14,000 | RATINGS: FULL

	ØA kVA	ØB kVA	ØC kVA	DESCRIPTION	Pole	Br	Ckt	Ckt	Br	Pole	DESCRIPTION	ØA kVA	ØB kVA	ØC kVA	
*	-	-	-	EXISTING LOAD	1	20	1	2	20	1	EXISTING LOAD	-	-	-	*
*	-	-	-	EXISTING LOAD	1	20	3	4	20	1	EXISTING LOAD	-	-	-	*
*	-	-	-	EXISTING LOAD	1	20	5	6	20	1	EXISTING LOAD	-	-	-	*
*	-	-	-	EXISTING LOAD	2	30	7	8	30	2	EXISTING LOAD	-	-	-	*
	-	-	-				9	10				-	-	-	
*	-	-	-	EXISTING LOAD	3	30	11	12	30	3	EXISTING LOAD	-	-	-	*
	-	-	-				13	14				-	-	-	
	-	-	-				15	16				-	-	-	
*	-	-	-	EXISTING LOAD	3	30	17	18	20	1	EXISTING LOAD	-	-	-	*
	-	-	-				19	20	20	1	EXISTING LOAD	-	-	-	*
	-	-	-				21	22	20	1	EXISTING LOAD	-	-	-	*
	-	-	-	SPACE	-	-	23	24	-	-	SPACE	-	-	-	
	-	-	-	SPACE	-	-	25	26	-	-	SPACE	-	-	-	
	-	-	-	SPACE	-	-	27	28	-	-	SPACE	-	-	-	
	-	-	-	SPACE	-	-	29	30	-	-	SPACE	-	-	-	
	-	-	-	SPACE	-	-	31	32	-	-	SPACE	-	-	-	
	-	-	-	SPACE	-	-	33	34	-	-	SPACE	-	-	-	
	-	-	-	SPACE	-	-	35	36	-	-	SPACE	-	-	-	
	-	-	-	SPACE	-	-	37	38	-	-	SPACE	-	-	-	
	-	-	-	SPACE	-	-	39	40	-	-	SPACE	-	-	-	
	-	-	-	SPACE	-	-	41	42	-	-	SPACE	-	-	-	

CONNECTED LOAD
PHASE A: __ kVA
PHASE B: __ kVA
PHASE C: __ kVA
TOTAL CONNECTED LOAD = __ kVA

* EXISTING CIRCUIT WIRES FROM PANEL PP SPLICED AT NEW JUNCTION BOX AND RECONNECTED.

NEW PANEL

PANEL: PHP | LOCATION: FILTER RM - POOL | BUS: 225A | MAIN: MLO
VOLTAGE: 208/120V, 3PH-4W | ENCLOSURE: NEMA-1 | A.I.C: 14,000 | RATINGS: FULL

ØA kVA	ØB kVA	ØC kVA	DESCRIPTION	Pole	Br	Ckt	Ckt	Br	Pole	DESCRIPTION	ØA kVA	ØB kVA	ØC kVA
-	-	-	SPACE	-	-	1	2	-	-	SPACE	-	-	-
-	-	-	SPACE	-	-	3	4	-	-	SPACE	-	-	-
-	-	-	SPACE	-	-	5	6	-	-	SPACE	-	-	-
-	-	-	SPACE	-	-	7	8	-	-	SPACE	-	-	-
-	-	-	SPACE	-	-	9	10	-	-	SPACE	-	-	-
-	-	-	SPACE	-	-	11	12	-	-	SPACE	-	-	-
-	-	-	SPACE	-	-	13	14	-	-	SPACE	-	-	-
-	-	-	SPACE	-	-	15	16	-	-	SPACE	-	-	-
-	-	-	SPACE	-	-	17	18	-	-	SPACE	-	-	-
-	-	-	SPACE	-	-	19	20	-	-	SPACE	-	-	-
-	-	-	SPACE	-	-	21	22	-	-	SPACE	-	-	-
-	-	-	SPACE	-	-	23	24	-	-	SPACE	-	-	-
-	-	-	SPACE	-	-	25	26	-	-	SPACE	-	-	-
-	-	-	SPACE	-	-	27	28	-	-	SPACE	-	-	-
-	-	-	SPACE	-	-	29	30	-	-	SPACE	-	-	-
-	-	-	SPACE	-	-	31	32	-	-	SPACE	-	-	-
-	-	-	SPACE	-	-	33	34	-	-	SPACE	-	-	-
-	-	-	SPACE	-	-	35	36	-	-	SPACE	-	-	-
-	-	-	SPACE	-	-	37	38	-	-	SPACE	-	-	-
-	-	-	SPACE	-	-	39	40	-	-	SPACE	-	-	-
-	-	-	SPACE	-	-	41	42	-	-	SPACE	-	-	-

CONNECTED LOAD
PHASE A: 0.00 kVA
PHASE B: 0.00 kVA
PHASE C: 0.00 kVA
TOTAL CONNECTED LOAD = 0.00 kVA

NEW PANEL

PANEL: P-PE | LOCATION: FILTER RM - POOL | BUS: 225A | MAIN: MLO
VOLTAGE: 208/120V, 3PH-4W | ENCLOSURE: NEMA-1 | A.I.C: 14,000 | RATINGS: FULL

	ØA kVA	ØB kVA	ØC kVA	DESCRIPTION	Pole	Br	Ckt	Ckt	Br	Pole	DESCRIPTION	ØA kVA	ØB kVA	ØC kVA	
*	-	-	-	EXISTING LOAD	1	20	1	2	20	1	EXISTING LOAD	-	-	-	*
*	-	-	-	EXISTING LOAD	1	20	3	4	20	1	EXISTING LOAD	-	-	-	*
	-	-	-	-	-	-	5	6	-	-	-	-	-	-	
	-	-	-	-	-	-	7	8	-	-	-	-	-	-	
	-	-	-	-	-	-	9	10	-	-	-	-	-	-	
	-	-	-	-	-	-	11	12	-	-	-	-	-	-	
	-	-	-	-	-	-	13	14	-	-	-	-	-	-	
	-	-	-	-	-	-	15	16	-	-	-	-	-	-	
	-	-	-	-	-	-	17	18	-	-	-	-	-	-	
	-	-	-	-	-	-	19	20	-	-	-	-	-	-	
	-	-	-	-	-	-	21	22	-	-	-	-	-	-	
	-	-	-	-	-	-	23	24	-	-	-	-	-	-	
	-	-	-	-	-	-	25	26	-	-	-	-	-	-	
	-	-	-	-	-	-	27	28	-	-	-	-	-	-	
	-	-	-	-	-	-	29	30	-	-	-	-	-	-	
*	-	-	-	EXISTING LOAD	1	20	31	32	20	1	EXISTING LOAD	-	-	-	*
*	-	-	-	EXISTING LOAD	1	20	33	34	20	1	EXISTING LOAD	-	-	-	*
*	-	-	-	EXISTING LOAD	1	20	35	36	20	1	EXISTING LOAD	-	-	-	*
*	-	-	-	EXISTING LOAD	1	20	37	38	20	1	EXISTING LOAD	-	-	-	*
*	-	-	-	EXISTING LOAD	1	20	39	40	20	1	EXISTING LOAD	-	-	-	*
*	-	-	-	EXISTING LOAD	1	20	41	42	20	1	EXISTING LOAD	-	-	-	*

CONNECTED LOAD
PHASE A: __ kVA
PHASE B: __ kVA
PHASE C: __ kVA
TOTAL CONNECTED LOAD = __ kVA

* EXISTING CIRCUIT WIRES FROM PANEL P-PE SPLICED AT NEW JUNCTION BOX AND RECONNECTED.

STUDIOJAED
ARCHITECTS ▫ ENGINEERS ▫ FACILITIES SOLUTIONS
Website: www.StudioJAED.com
Email: info@StudioJAED.com

DELAWARE OFFICE
2500 WRANGLE HILL ROAD, STE. 110
BEAR, DELAWARE 19701
P: (302) 832-1652

PROVIDENCE OFFICE
42 WEYBOSSET STREET, STE. 403
PROVIDENCE, RHODE ISLAND 02903
P: (401) 648-0884

MARYLAND OFFICE
213 FRONT STREET, P.O. BOX 254
CRUMPTON, MARYLAND 216285

CONSULTANT

THIS DRAWING IS THE PROPERTY OF STUDIOJAED AND IS PREPARED FOR THE EXCLUSIVE USE OF ITS CLIENTS AT THE LOCATION INDICATED. NO OTHER USE IS AUTHORIZED OR INTENDED.

THE PROFESSIONAL SERVICES OF THE ARCHITECT ARE UNDERTAKEN FOR AND ARE PERFORMED IN THE INTEREST OF [NAME OF PERSON EMPLOYING ARCHITECT]. NO CONTRACTUAL OBLIGATION IS ASSUMED BY THE ARCHITECT FOR THE BENEFIT OF ANY OTHER PERSON INVOLVED IN THE PROJECT.

SIGNATURE: ____
DATE OF SIGNATURE: ____
DATE OF REGISTRATION EXPIRATION: ____

ARCHITECT / ENGINEER SEAL

PROJECT

CITY OF PROVIDENCE
RENOVATIONS
AT
PLEASANT VIEW ELEMENTARY SCHOOL
50 OBADIAH BROWN RD
PROVIDENCE, RI 02909

R E V I S I O N S

MARK	DESCRIPTION	DATE

SHEET TITLE

ELECTRICAL PANEL SCHEDULES

BID DOCUMENTS
SEPTEMBER 19, 2022

DRAWN	CHK'D	PROJECT NO.
DZ	PP	20041

SHEET NO.

E-603

THE RECEIVER OF THESE PLANS BY HARD COPY OR ELECTRONIC TRANSMISSION BY USE THEREOF UNDERSTANDS AND AGREES AS FOLLOWS: "THE ELECTRONIC DATA TRANSMITTED ("DATA") MAY BE ALTERED DURING TRANSIT AND TRANSLATION. * JAED CORPORATION DO NOT WARRANT OR MAKE ANY REPRESENTATIONS WITH RESPECT TO THE ACCURACY OF THE DATA. * THE RECEIVER WILL COMPARE THE DATA WITH AVAILABLE HARD COPIES. * JAED CORPORATION RETAINS ALL OWNERSHIP, COPYRIGHT, AND OTHER INTELLECTUAL PROPERTY INTERESTS IN THE DATA AND INFORMATION ON THE PLANS. * THE RECEIVER WARRANTS THAT IT WILL NOT REPRODUCE OR OTHERWISE MAKE USE OF THE DATA OR PLANS IN ANY ENDEAVOR NOT DIRECTLY RELATED TO THE PROJECT FOR WHICH IT WAS PRODUCED. * THE RECEIVER SHALL MAKE NO CLAIM NOR INITIATE ANY ACTION IN LAW OR EQUITY AGAINST JAED CORPORATION WITH RESPECT TO ANY DEFECT ERROR OR OMISSION IN THE DATA * THE RECEIVER AGREES TO THE FULLEST EXTENT PERMITTED BY LAW TO DEFEND, INDEMNIFY AND HOLD HARMLESS JAED CORPORATION FROM AND AGAINST ALL CLAIMS, DAMAGES, LIABILITIES AND COSTS (INCLUDING REASONABLE ATTORNEY'S FEES AND COSTS OF DEFENSE) ARISING OUT OF OR RESULTING FROM THE USE OF ELECTRONIC DATA.
9/20/2022 3:32 PM

NEW PANEL

PANEL:	ELS	VOLTAGE:	208/120V, 3PH-4W
LOCATION:	STORAGE - D-POD	ENCLOSURE:	NEMA-1
BUS:	100A	A.I.C:	10,000
MAIN:	MLO	RATINGS:	FULL

	ØA kVA	ØB kVA	ØC kVA	DESCRIPTION	Pole	Br	Ckt	Ckt	Br	Pole	DESCRIPTION	ØA kVA	ØB kVA	ØC kVA	
***	0.78	-	-	LIGHTS - G-POD SOUTH	1	20	1	2	20	1	LIGHTS - G-POD EAST	0.85	-	-	***
***	-	0.81	-	LIGHTS - G-POD NORTH	1	20	3	4	20	1	LIGHTS - G-POD WEST	-	0.74	-	***
**	-	-	0.85	LIGHTS - G-POD COMMONS/LIBRARY	1	20	5	6	20	1	LIGHTS - A-POD SOUTH	-	-	0.72	**
**	0.76	-	-	LIGHTS - A-POD EAST	1	20	7	8	20	1	LIGHTS - A-POD NORTH	0.98	-	-	**
**	-	0.72	-	LIGHTS - A-POD WEST	1	20	9	10	20	1	LIGHTS - A-POD COMMONS	-	0.76	-	**
**	-	-	0.78	LIGHTS - D-POD SOUTH	1	20	11	12	20	1	LIGHTS - D-POD EAST	-	-	0.72	**
**	1.05	-	-	LIGHTS - D-POD NORTH	1	20	13	14	20	1	LIGHTS - D-POD WEST	1.01	-	-	**
**	-	0.74	-	LIGHTS - D-POD COMMONS	1	20	15	16	20	1	LIGHTS - CORRIDORS SOUTH	-	0.68	-	**
**	-	-	1.00	LIGHTS - CAFETERIA	1	20	17	18	20	1	LIGHTS - CAFETERIA	-	-	0.92	**
**	0.33	-	-	LIGHTS - OUTDOOR WALL PACKS SOUTH	1	20	19	20	20	1	EXIT SIGNS - SOUTH	0.05	-	-	*
	-	-	-	SPACE	-	-	21	22	-	-	SPACE	-	-	-	
	-	-	-	SPACE	-	-	23	24	-	-	SPACE	-	-	-	
	-	-	-	SPACE	-	-	25	26	-	-	SPACE	-	-	-	
	-	-	-	SPACE	-	-	27	28	-	-	SPACE	-	-	-	
	-	-	-	SPACE	-	-	29	30	-	-	SPACE	-	-	-	
	-	-	-	SPACE	-	-	31	32	-	-	SPACE	-	-	-	
	-	-	-	SPACE	-	-	33	34	-	-	SPACE	-	-	-	
	-	-	-	SPACE	-	-	35	36	-	-	SPACE	-	-	-	
	-	-	-	SPACE	-	-	37	38	-	-	SPACE	-	-	-	
	-	-	-	SPACE	-	-	39	40	-	-	SPACE	-	-	-	
	-	-	-	SPACE	-	-	41	42	-	-	SPACE	-	-	-	

CONNECTED LOAD
PHASE A: 5.45 kVA
PHASE B: 4.45 kVA
PHASE C: 4.99 kVA
TOTAL CONNECTED LOAD = 14.89 kVA

* PROVIDE NEW 20A/1P CIRCUIT BREAKER AND 2#12 + 1#12G - 3/4"C WIRING.
** PROVIDE NEW 20A/1P CIRCUIT BREAKER AND 2#10 + 1#10G - 3/4"C WIRING.
*** PROVIDE NEW 20A/1P CIRCUIT BREAKER AND 2#8 + 1#10G - 3/4"C WIRING.

NEW PANEL

PANEL:	ELN	VOLTAGE:	208/120V, 3PH-4W
LOCATION:	CUSTODIAL - C-POD	ENCLOSURE:	NEMA-1
BUS:	100A	A.I.C:	10,000
MAIN:	MLO	RATINGS:	FULL

	ØA kVA	ØB kVA	ØC kVA	DESCRIPTION	Pole	Br	Ckt	Ckt	Br	Pole	DESCRIPTION	ØA kVA	ØB kVA	ØC kVA	
***	0.99	-	-	LIGHTS - B-POD SOUTH	1	20	1	2	20	1	LIGHTS - B-POD EAST	1.04	-	-	**
**	-	0.72	-	LIGHTS - B-POD NORTH	1	20	3	4	20	1	LIGHTS - B-POD WEST	-	0.72	-	**
**	-	-	0.81	LIGHTS - B-POD COMMONS	1	20	5	6	20	1	LIGHTS - C-POD SOUTH	-	-	0.72	**
***	0.87	-	-	LIGHTS - C-POD EAST	1	20	7	8	20	1	LIGHTS - C-POD NORTH	0.63	-	-	**
*	-	0.90	-	LIGHTS - C-POD WEST	1	20	9	10	20	1	LIGHTS - C-POD COMMONS	-	0.87	-	**
*	-	-	0.12	LIGHTS - ELEC / MECH	1	20	11	12	20	1	LIGHTS - CORRIDORS NORTH	-	-	0.71	*
**	0.68	-	-	LIGHTS - CORRIDORS NORTH	1	20	13	14	20	1	LIGHTS - SHOWERS / CORRIDOR NORTH	0.72	-	-	**
***	-	0.74	-	LIGHTS - OFFICES / TOILETS / STORAGE NORTH	1	20	15	16	20	1	LIGHTS - POOL	-	0.75	-	***
***	-	-	0.75	LIGHTS - POOL	1	20	17	18	20	1	LIGHTS - GYM	-	-	1.13	***
****	1.13	-	-	LIGHTS - GYM	1	20	19	20	20	1	LIGHTS - POOL / GYM STORAGE	0.34	-	-	****
**	-	0.41	-	LIGHTS - OUTDOOR WALL PACKS NORTH	1	20	21	22	20	1	EXIT SIGNS - NORTH	-	0.05	-	*
	-	-	-	SPACE	-	-	23	24	-	-	SPACE	-	-	-	
	-	-	-	SPACE	-	-	25	26	-	-	SPACE	-	-	-	
	-	-	-	SPACE	-	-	27	28	-	-	SPACE	-	-	-	
	-	-	-	SPACE	-	-	29	30	-	-	SPACE	-	-	-	
	-	-	-	SPACE	-	-	31	32	-	-	SPACE	-	-	-	
	-	-	-	SPACE	-	-	33	34	-	-	SPACE	-	-	-	
	-	-	-	SPACE	-	-	35	36	-	-	SPACE	-	-	-	
	-	-	-	SPACE	-	-	37	38	-	-	SPACE	-	-	-	
	-	-	-	SPACE	-	-	39	40	-	-	SPACE	-	-	-	
	-	-	-	SPACE	-	-	41	42	-	-	SPACE	-	-	-	

CONNECTED LOAD
PHASE A: 6.40 kVA
PHASE B: 4.76 kVA
PHASE C: 4.24 kVA
TOTAL CONNECTED LOAD = 15.40 kVA

* PROVIDE NEW 20A/1P CIRCUIT BREAKER AND 2#12 + 1#12G - 3/4"C WIRING.
** PROVIDE NEW 20A/1P CIRCUIT BREAKER AND 2#10 + 1#10G - 3/4"C WIRING.
*** PROVIDE NEW 20A/1P CIRCUIT BREAKER AND 2#8 + 1#10G - 3/4"C WIRING.
**** PROVIDE NEW 20A/1P CIRCUIT BREAKER AND 2#6 + 1#10G - 3/4"C WIRING.

NEW PANEL

PANEL:	ELK	VOLTAGE:	208/120V, 3PH-4W
LOCATION:	CUSTODIAL - C-POD	ENCLOSURE:	NEMA-1
BUS:	100A	A.I.C:	10,000
MAIN:	MLO	RATINGS:	FULL

	ØA kVA	ØB kVA	ØC kVA	DESCRIPTION	Pole	Br	Ckt	Ckt	Br	Pole	DESCRIPTION	ØA kVA	ØB kVA	ØC kVA	
*	-	-	-	EXISTING LOAD	1	20	1	2	20	1	EXISTING LOAD	-	-	-	*
*	-	-	-	EXISTING LOAD	2	20	3	4	20	2	EXISTING LOAD	-	-	-	*
	-	-	-				5	6	20	3	EXISTING LOAD	-	-	-	*
*	-	-	-	EXISTING LOAD	3	20	7	8				-	-	-	
	-	-	-				9	10				-	-	-	
	-	-	-				11	12	-	-	SPACE	-	-	-	
*	-	-	-	EXISTING LOAD	1	20	13	14	-	-	SPACE	-	-	-	
*	-	-	-	EXISTING LOAD	1	20	15	16	-	-	SPACE	-	-	-	
	-	-	-	SPACE	-	-	17	18	-	-	SPACE	-	-	-	
	-	-	-	SPACE	-	-	19	20	-	-	SPACE	-	-	-	
	-	-	-	SPACE	-	-	21	22	-	-	SPACE	-	-	-	
	-	-	-	SPACE	-	-	23	24	-	-	SPACE	-	-	-	
	-	-	-	SPACE	-	-	25	26	-	-	SPACE	-	-	-	
	-	-	-	SPACE	-	-	27	28	-	-	SPACE	-	-	-	
	-	-	-	SPACE	-	-	29	30	-	-	SPACE	-	-	-	
	-	-	-	SPACE	-	-	31	32	-	-	SPACE	-	-	-	
	-	-	-	SPACE	-	-	33	34	-	-	SPACE	-	-	-	
	-	-	-	SPACE	-	-	35	36	-	-	SPACE	-	-	-	
	-	-	-	SPACE	-	-	37	38	-	-	SPACE	-	-	-	
	-	-	-	SPACE	-	-	39	40	-	-	SPACE	-	-	-	
	-	-	-	SPACE	-	-	41	42	-	-	SPACE	-	-	-	

CONNECTED LOAD
PHASE A: __ kVA
PHASE B: __ kVA
PHASE C: __ kVA
TOTAL CONNECTED LOAD = __ kVA

* EXISTING CIRCUIT WIRES FROM PANEL KPE SPLICED AT NEW JUNCTION BOX AND RECONNECTED.

THE RECEIVER OF THESE PLANS BY HARD COPY OR ELECTRONIC TRANSMISSION BY USE THEREOF UNDERSTANDS AND AGREES AS FOLLOWS: "THE ELECTRONIC DATA TRANSMITTED ("DATA") MAY BE ALTERED DURING TRANSIT AND TRANSLATION. * JAED CORPORATION DO NOT WARRANT OR MAKE ANY REPRESENTATIONS WITH RESPECT TO THE ACCURACY OF THE DATA. * THE RECEIVER WILL COMPARE THE DATA WITH AVAILABLE HARD COPIES. * JAED CORPORATION RETAINS ALL OWNERSHIP, COPYRIGHT, AND OTHER INTELLECTUAL PROPERTY INTERESTS IN THE DATA AND INFORMATION ON THE PLANS. * THE RECEIVER WARRANTS THAT IT WILL NOT REPRODUCE OR OTHERWISE MAKE USE OF THE DATA OR PLANS IN ANY ENDEAVOR NOT DIRECTLY RELATED TO THE PROJECT FOR WHICH IT WAS PRODUCED. * THE RECEIVER SHALL MAKE NO CLAIM NOR INITIATE ANY ACTION IN LAW OR EQUITY AGAINST JAED CORPORATION WITH RESPECT TO ANY DEFECT ERROR OR OMISSION IN THE DATA. * THE RECEIVER AGREES TO THE FULLEST EXTENT PERMITTED BY LAW TO DEFEND, INDEMNIFY AND HOLD HARMLESS JAED CORPORATION FROM AND AGAINST ALL CLAIMS, DAMAGES, LIABILITIES AND COSTS (INCLUDING REASONABLE ATTORNEY'S FEES AND COSTS OF DEFENSE) ARISING OUT OF OR RESULTING FROM THE USE OF ELECTRONIC DATA.

9/20/2022 3:32 PM

STUDIOJAED
ARCHITECTS ■ ENGINEERS ■ FACILITIES SOLUTIONS
Website: www.StudioJAED.com
Email: info@StudioJAED.com

DELAWARE OFFICE
2500 WRANGLE HILL ROAD, STE. 110
BEAR, DELAWARE 19701
P: (302) 832-1652

PROVIDENCE OFFICE
42 WEYBOSSET STREET, STE. 403
PROVIDENCE, RHODE ISLAND 02903
P: (401) 648-0884

MARYLAND OFFICE
213 FRONT STREET, P.O. BOX 254
CRUMPTON, MARYLAND 216285

CONSULTANT

THIS DRAWING IS THE PROPERTY OF STUDIOJAED AND IS PREPARED FOR THE EXCLUSIVE USE OF ITS CLIENTS AT THE LOCATION INDICATED. NO OTHER USE IS AUTHORIZED OR INTENDED.

THE PROFESSIONAL SERVICES OF THE ARCHITECT ARE UNDERTAKEN FOR AND ARE PERFORMED IN THE INTEREST OF [NAME OF PERSON EMPLOYING ARCHITECT]. NO CONTRACTUAL OBLIGATION IS ASSUMED BY THE ARCHITECT FOR THE BENEFIT OF ANY OTHER PERSON INVOLVED IN THE PROJECT.

SIGNATURE: ____________
DATE OF SIGNATURE: ____________
DATE OF REGISTRATION EXPIRATION: ____________

ARCHITECT / ENGINEER SEAL

PROJECT

CITY OF PROVIDENCE
RENOVATIONS
AT
PLEASANT VIEW ELEMENTARY SCHOOL
50 OBADIAH BROWN RD
PROVIDENCE, RI 02909

REVISIONS

MARK	DESCRIPTION	DATE

SHEET TITLE

ELECTRICAL PANEL SCHEDULES

BID DOCUMENTS
SEPTEMBER 19, 2022

DRAWN	CHK'D	PROJECT NO.
DZ	PP	20041

SHEET NO.

E-604

THE RECEIVER OF THESE PLANS BY HARD COPY OR ELECTRONIC TRANSMISSION BY USE THEREOF UNDERSTANDS AND AGREES AS FOLLOWS: "THE ELECTRONIC DATA TRANSMITTED (DATA) MAY BE ALTERED DURING TRANSIT AND TRANSLATION. " JAED CORPORATION DO NOT WARRANT OR MAKE ANY REPRESENTATIONS WITH RESPECT TO THE ACCURACY OF THE DATA. "THE RECEIVER WILL COMPARE THE DATA WITH AVAILABLE HARD COPIES. JAED CORPORATION WILL NOT BE LIABLE FOR ANY DAMAGES ARISING OUT OF THE RECEIVER'S USE OF DATA, OR ANY DECISIONS MADE OR ACTIONS TAKEN BASED ON THE DATA. "THE RECEIVER AGREES TO: "(A) FULLY INDEMNIFY JAED CORPORATION AND ITS EMPLOYEES FOR ANY DAMAGES, CLAIMS OR LIABILITIES ARISING OUT OF OR RESULTING FROM THE USE OF ELECTRONIC DATA."

GENERAL PLUMBING NOTES

1. SEE THE ARCHITECTURAL DRAWINGS FOR INFORMATION ON THE SCOPE OF CONSTRUCTION.
2. COLLECT FIXTURE VENTS IN VENT HEADER ABOVE CEILING AND CONNECT TO CLOSEST EXISTING VTR OR BRANCH VENT (OF THE SAME OR LARGER SIZE).
3. FOR ALL EQUIPMENT REQUIREMENTS, REFER TO SPECIFICATIONS, PLUMBING SCHEDULE OR DRAWINGS. CONTRACTOR SHALL NOT INSTALL EQUIPMENT/MATERIALS UNTIL SAME IS APPROVED.
4. INSTALL WATER HAMMER ARRESTORS IN DOMESTIC WATER PIPING AS REQUIRED PER P.D.I. WH-201 STANDARDS FOR WATER HAMMER ARRESTORS.
5. PROVIDE TRAPS FOR ALL PLUMBING EQUIPMENT CONNECTIONS AND/OR IN ANY SANITARY PIPING AS REQUIRED BY THE APPLICATION.
6. PRIOR TO SUBMITTING BID, THE CONTRACTOR/BIDDER SHALL VISIT THE SITE AND BE THOROUGHLY FAMILIAR WITH THE EXISTING CONDITIONS AND PROPOSED CONSTRUCTION. CONTRACTOR/BIDDER SHALL INCLUDE IN THEIR BID ALL MATERIALS, LABOR AND ALL INCIDENTALS FOR A COMPLETE INSTALLATION WHETHER SPECIFICALLY INDICATED OR NOT. ALL ERRORS, DISCREPANCIES AND MISSED ITEMS SHALL BE BROUGHT TO THE ATTENTION OF THE ENGINEER DURING THE BIDDING PROCESS BY THE CONTRACTOR/BIDDER. THESE ITEMS SHALL BE INCLUDED IN THE BID PRICE. NO EXTRA COST WILL BE ALLOWED FOR ANY DISCREPANCY WHICH COULD HAVE BEEN NOTICED AT THE SITE BY THE CONTRACTOR/BIDDER.
7. ALL INSTALLATIONS SHALL COMPLY WITH ALL CODES OR REGULATIONS, LOCAL, STATE, OR NATIONAL HAVING JURISDICTION OVER THE PROJECT.
8. ALL FIXTURES AND PIPING INSTALLATIONS SHALL BE PROPERLY BRACED, RIGIDLY SUPPORTED, AND INSTALLED WITH ADEQUATE VIBRATION ISOLATION AND INSULATION.
9. PROVIDE ALL LABOR, MATERIALS, AND INSTALLATION APPARATUS TO INSURE A COMPLETE OPERATING SYSTEM IMPLIED BY DRAWING CONTENT AND AS SPECIFIED.
10. THOROUGHLY COORDINATE ALL PLUMBING INSTALLATIONS WITH WORK OF OTHER CONSTRUCTION DISCIPLINES.
11. SEAL ALL RESPECTIVE WALL, FLOOR, AND CEILING/ROOF PENETRATIONS AS APPROPRIATE TO MAINTAIN A WEATHER TIGHT ENCLOSURE, FIRE BARRIER, SMOKE BARRIER, ETC. AS APPLICABLE. REFER TO ARCHITECTURE PLANS FOR SMOKE AND FIRE BARRIERS/PARTITIONS.
12. CONTRACTOR TO PAY FOR ALL FEES AND PERMITS ASSOCIATED WITH PLUMBING WORK INDICATED AS NECESSARY TO SECURE A COMPLETE AND OPERATIONAL SYSTEM ON SCHEDULE AND IN A TIMELY MANNER.
13. CONNECT DHW, DCW, DHWR VENT, AND SOIL & WASTE LINES TO FIXTURES IN ACCORDANCE WITH SIZES INDICATED ON FIXTURE SCHEDULE.
14. RUN 2" MINIMUM SIZES SOIL & WASTE PIPING BELOW GROUND INSIDE BUILDING REGARDLESS OF SIZE ON FIXTURE CONNECTION SCHEDULE.
15. ALL DIMENSIONS AND PIPE SIZES ARE IN INCHES, UNLESS NOTED OTHERWISE.
16. FURNISH AND INSTALL ACCESS PANELS WHERE REQUIRED FOR ACCESS TO ALL CONCEALED VALVES, TRAPS, OR OTHER EQUIPMENT FURNISHED UNDER THIS CONTRACT WHERE NO OTHER MEANS IS AVAILABLE.
17. INSTALL ALL SHUT-OFF AND ISOLATION VALVES (WITH ACCESS PANELS IF NECESSARY) IN A LOCATION WHICH IS ACCESSIBLE FROM THE MAIN FLOOR.
18. CONTRACTOR TO PROVIDE SHUT-OFF VALVES AT ALL DEVICES.
19. KEEP ALL OPENINGS IN PIPES OR FITTINGS PLUGGED OR CAPPED UNTIL CONNECTED.
20. SLOPE ALL DWV LINES ¼" PER FOOT (3" AND ABOVE), ½" PER FOOT (2½" AND BELOW).
21. INSTALL ALL FIXTURES, AS SPECIFIED, WITH SUPPLY STOPS.
22. INSTALL WASTE AND SUPPLY GUARDS UNDER ALL LAVS-SEE FIXTURE SCHEDULE.
23. MAINTAIN RECORD DRAWINGS ON SITE. RECORD SET MUST BE COMPLETE , CURRENT AND AVAILABLE FOR INSPECTION WHEN REQUISITIONS FOR PAYMENT ARE SUBMITTED.

PLUMBING LEGEND

- FLOOR MOUNTED WATER CLOSET-DEMOLITION
- FLOOR MOUNTED WATER CLOSET-ADA HEIGHT
- LAVATORY-DEMOLITION
- LAVATORY-ADA
- DRINKING FOUNTAIN-DEMOLITION
- DRINKING FOUNTAIN
- DOMESTIC COLD WATER
- DOMESTIC HOT WATER
- DOMESTIC HOT WATER RETURN
- SANITARY SEWER
- SANITARY VENT PIPING
- DIRECTION OF FLOW
- BALL VALVE
- CAPPED PIPE
- PIPE UP
- PIPE DOWN
- C.O. CLEANOUT IN FLOOR
- RIW RUN IN WALL
- DCW DOMESTIC COLD WATER
- DHW DOMESTIC HOT WATER
- DHWR DOMESTIC HOT WATER RETURN
- CONNECTION POINT BETWEEN NEW & EXISITNG SYSTEM

PLUMBING FIXTURE & CONNECTION SCHEDULE - BASIS OF DESIGN

SYMBOL	FIXTURE	MANUFACTURER/MODEL #	TRIM	COLOR	DRAIN	VENT	CW	HW	REMARKS
P - 1	WALL MOUNTED WATER CLOSET	AMERICAN STANDARD: AFWALL MILLENIUM FLOWISE FLUSHOMETER, 1.1 GPF MODEL: 2257.101.020	PROVIDE WITH AMERICAN STANDARD SELECTRONIC SENSOR-OPERATED PWRS FLUSH VALVE, 1.1GPF. PROVIDE ZURN NARROW WALL CARRIER ZN1203-M4 DUE TO WALL LIMITATIONS	WHITE	4"	2"	1"	-	REFER TO ARCHITECTURAL PLANS FOR MOUNTING HEIGHTS.
P - 2	WALL MOUNTED LAV	AMERICAN STANDARD: DECORUM 9024.001EC	PROVIDE WITH TOTO STANDARD ECOPOWER FAUCET: TEL103, 0.35 GPM & THERMOSTATIC MIXING VALVE - TEL-D20EM.	WHITE	1 1/4"	1 1/4"	1/2"	1/2"	PROVIDE WITH TRUEBRO LAVGUARD. REFER TO ARCHITECTURAL PLANS FOR MOUNTING HEIGHTS.
P - 3	WALL MOUNTED URINAL	AMERICAN STANDARD: WASHBROOK FLOWISE URINAL: 6590001.020 0.125GPF	PROVIDE WITH TOTO ECOPOWER FLUSHVALVE: TEU1UA12#CP, 0.125 GPF	WHITE	2"	1 1/2"	3/4"	-	REFER TO ARCHITECTURAL PLANS FOR MOUNTING HEIGHTS.
P - 4	CLASSROOM SINK	ELKAY LUSTERSTONE STAINLESS STEEL TOP MOUNT ADA SINK: LRAD221955	PROVIDE WITH ELKAY 4" CENTERSET GOOSENECK WITH 4" WRISTBLADE HANDLES: LK406GN05TA	STAINLESS STEEL	1 1/2"	1 1/2"	1/2"	1/2"	-
P - 5	FLOOR DRAIN	WATTS FD-100-A	5" NICKEL BRONZE FACE	-	2"	1 1/2"	-	-	PROVIDE WITH PROVENT PRESET TRAP GUARD
P - 6	DOUBLE BOWL SINK	ELKAY LUSTERSTONE STAINLESS STEEL TOP MOUNT DOUBLE BOWL: LRAD332260	ELKAY EVERYDAY SINGLE HOLE DECK MOUNTED WITH PULLOUT SPRAYER HANDLE: LK5000	STAINLESS STEEL	1 1/2"	1 1/2"	1/2"	1/2"	-
P - 7	LAV SYSTEM SINK	BRADLEY EXPRESS LAV SYSTEM ELX-2	FAUCETS TO BE 0.35GPM	BY ARCHITECT	1 1/2"	1 1/2"	1/2"	1/2"	COORDINATE HEIGHT WITH ARCHITECTURAL PLANS
P - 8	DRINKING FOUNTAIN w/ BOTTLE FILL STATION	ELKAY MODEL LZS8WSLP	-	BY ARCHITECT	1 1/2"	1 1/2"	1/2"		PROVIDE WITH 2 YEARS WORTH OF FILTER CHANGES

NOTES: ALL ABOVE FIXTURES AND RELATED EQUIPMENT ABOVE SHALL BE SUBMITTED FOR APPROVAL. SEE SPECIFICATIONS FOR FIXTURE SUBSTITUTIONS. PROVIDE FIXTURE STOPS FOR ALL EQUIPMENT.



NOTE: CONTRACTOR SHALL PROVIDE OFFSET DRAIN ASSEMBLY FOR H/C LAVORATORIES .

LAV SHIELD DETAILS

SCALE: NO SCALE

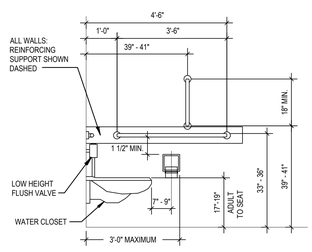

TYP WATER CLOSET ELEVATION

COORDINATE ALL FINAL DIMENSIONS WITH ARCHITECTURAL PLANS

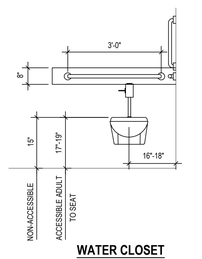

WATER CLOSET

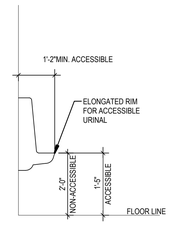

TYP. URINAL ELEVATION

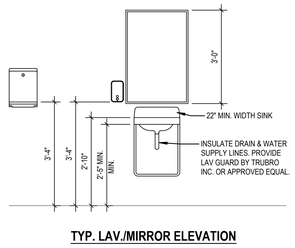

TYP. LAV./MIRROR ELEVATION

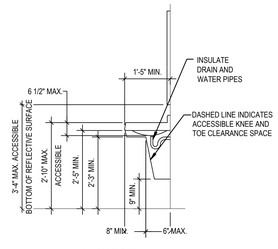

LAVATORY

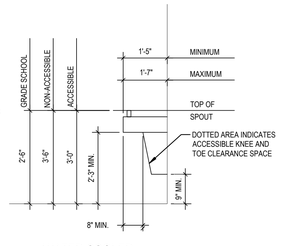

WATER COOLER

TYPICAL PLUMBING FIXTURE MOUNTING HEIGHTS

SCALE: NO SCALE

STUDIOJAED
ARCHITECTS ◘ ENGINEERS ◘ FACILITIES SOLUTIONS
Website: www.StudioJAED.com
Email: info@StudioJAED.com

PROVIDENCE OFFICE
42 WEYBOSSET STREET, STE. 403
PROVIDENCE, RHODE ISLAND 02903
P: (401) 648-0884

MARYLAND OFFICE
213 FRONT STREET, P.O. BOX 754
CRUMPTON, MARYLAND 21628

DELAWARE OFFICE
2500 WRANGLE HILL ROAD, STE. 110
BEAR, DELAWARE 19701
P: (302) 832-1825

CONSULTANT

THIS DRAWING IS THE PROPERTY OF STUDIOJAED AND IS PREPARED FOR THE EXCLUSIVE USE OF ITS CLIENTS AT THE LOCATION INDICATED. NO OTHER USE IS AUTHORIZED OR INTENDED.

THE PROFESSIONAL SERVICES OF THE ARCHITECT ARE UNDERTAKEN FOR AND ARE PERFORMED IN THE INTEREST OF [NAME OF PERSON EMPLOYING ARCHITECT]. NO CONTRACTUAL OBLIGATION IS ASSUMED BY THE ARCHITECT FOR THE BENEFIT OF ANY OTHER PERSON INVOLVED IN THE PROJECT.

SIGNATURE: _____
DATE OF SIGNATURE: _____
DATE OF REGISTRATION EXPIRATION: _____

ARCHITECT / ENGINEER SEAL

PROJECT

CITY OF PROVIDENCE
PROVIDENCE PUBLIC SCHOOLS
RENOVATIONS
AT
PLEASANT VIEW ELEMENTARY SCHOOL
50 OBADIAH BROWN RD
PROVIDENCE, RI 02909

REVISIONS

MARK	DESCRIPTION	DATE

SHEET TITLE

PLUMBING COVER SHEET

BID DOCUMENTS
SEPTEMBER 19, 2022

DRAWN	CHK'D	PROJECT NO.
JRB	BMZ	20041

SHEET NO.

P-000

9/20/2022 3:32 PM

THE RECEIVER OF THESE PLANS BY HARD COPY OR ELECTRONIC TRANSMISSION BY USE THEREOF UNDERSTANDS AND AGREES AS FOLLOWS: - THE ELECTRONIC DATA TRANSMITTED (DATA) MAY BE ALTERED DURING TRANSFER AND TRANSLATION. - JAED CORPORATION DO NOT WARRANT OR MAKE ANY REPRESENTATION WITH RESPECT TO THE ACCURACY OF THE DATA. - THE RECEIVER WILL COMPARE THE DATA WITH AVAILABLE HARD COPIES. - JAED CORPORATION RETAINS ALL OWNERSHIP, COPYRIGHT, AND OTHER INTELLECTUAL PROPERTY INTERESTS IN THE DATA AND INFORMATION ON THE PLANS. - THE RECEIVER WARRANTS THAT IT WILL NOT REPRODUCE OR OTHERWISE MAKE USE OF THE DATA OR PLANS IN ANY ENDEAVOR NOT DIRECTLY RELATED TO THE PROJECT FOR WHICH IT HAS BEEN LICENSED ACCESS TO AND SHALL DELETE ALL DATA AND PLANS AT EXPIRATION OF SERVICES. IF ANY ACCESS OR SERVICES ARE TERMINATED BY JAED CORPORATION, THE RECEIVER SHALL DELETE ALL DATA AND PLANS AT JAED CORPORATION'S REQUEST. IF ANY ACCESS OR SERVICES ARE TERMINATED BY THE RECEIVER, THE RECEIVER SHALL DELETE ALL DATA AND PLANS AT JAED CORPORATION'S REQUEST. - THE RECEIVER AGREES TO INDEMNIFY AND HOLD HARMLESS JAED CORPORATION AND ITS OFFICERS, EMPLOYEES, AND AGENTS FROM ANY AND ALL CLAIMS, DAMAGES, AND LIABILITIES ARISING OUT OF THE RECEIVER'S USE OF THE DATA OR PLANS.

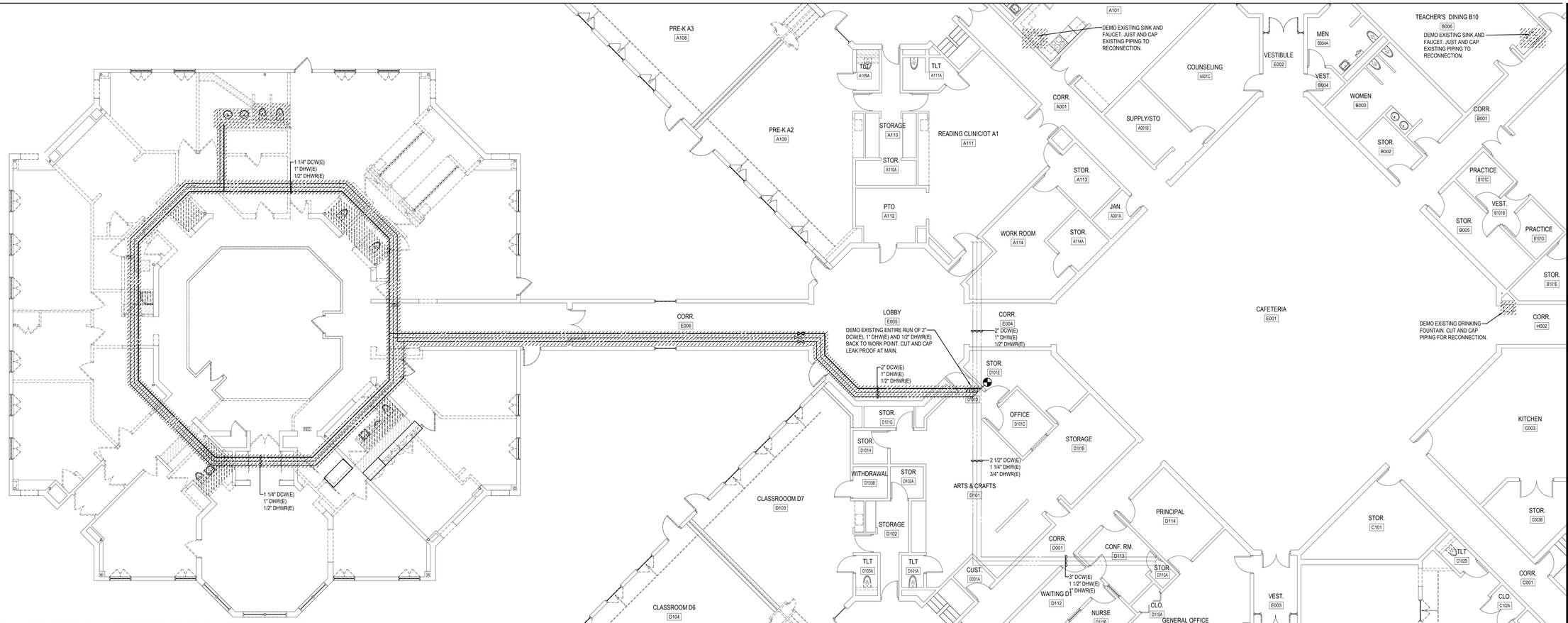

1 PD101A — DOMESTIC WATER DEMOLITION PLAN - SOUTH

SCALE: 1/8" = 1'-0"

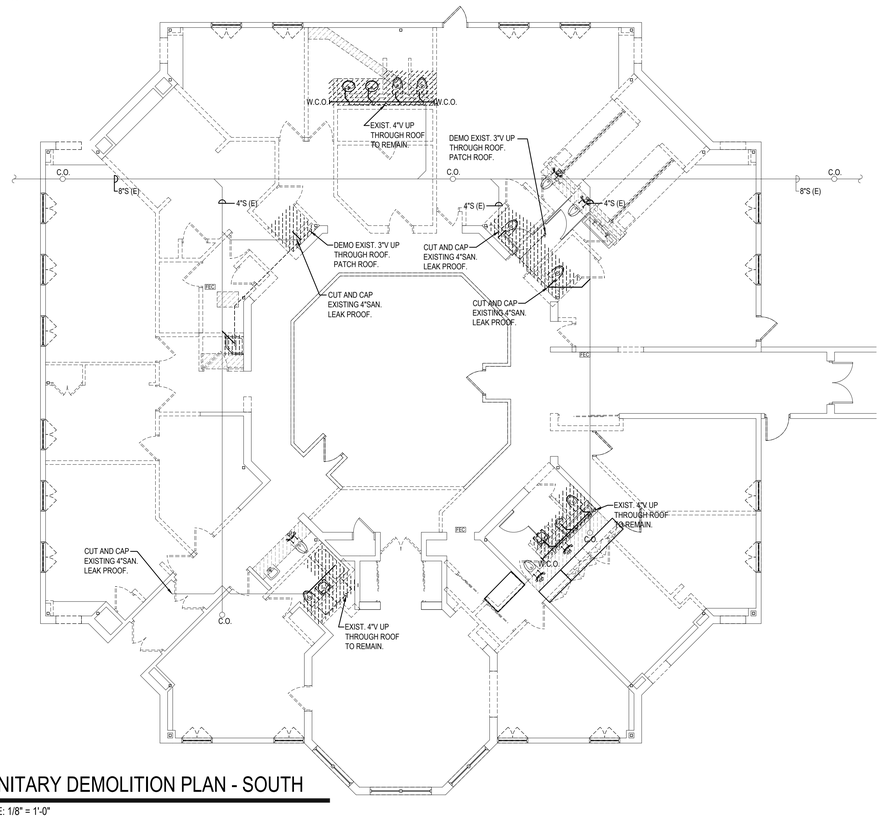

2 PD101A — SANITARY DEMOLITION PLAN - SOUTH

SCALE: 1/8" = 1'-0"

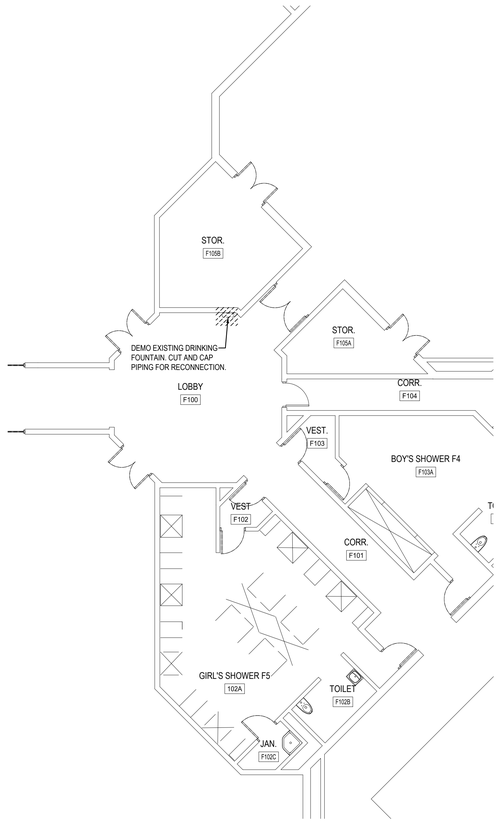

PLUMBING DEMOLITION NOTES:

1. DEMO ALL PLUMBING FIXTURES AND CARRIERS IN NOTED AREAS.
2. DEMO ALL DOMESTIC WATER PIPING BACK TO WORKPOINT AT MAIN IN NOTED AREAS.
3. DEMO ALL SANITARY PIPING TO BELOW GRADE, CUT AND CAP IN NOTED AREAS. PORTIONS OF EXISTING SANITARY WILL BE REUSED FOR RECONNECTION TO NEW PLUMBING FIXTURES. ALL EXISTING VENT PIPING IS TO BE DEMOLISHED. PLUMBING VENTS THROUGH ROOF ARE TO REMAIN AND BE REUSED.
4. CONTRACTOR TO VERIFY EXISTING SANITARY PIPING AND VENTS ARE CLEAR OF ANY DEBRIS OR BLOCKAGES.
5. CONTRACTOR TO VERIFY LOCATIONS OF EXISTING SANITARY VENTS AND SANITARY PIPING TO REMAIN AND REPORT BACK TO ENGINEER/ARCHITECT.
6. PLUMBING CONTRACTOR TO COORDINATE WITH OTHER TRADES AND PHASING PLAN FOR DEMOLITION. SEE ARCHITECTURAL PLANS.

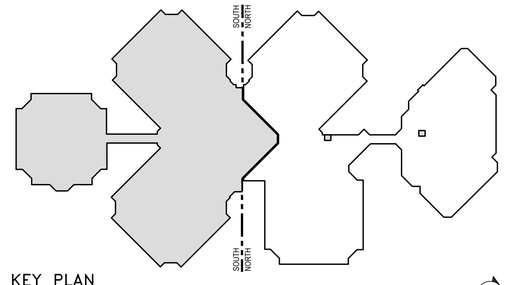

KEY PLAN

SCALE: NTS

STUDIOJAED
ARCHITECTS ◘ ENGINEERS ◘ FACILITIES SOLUTIONS
Website: www.StudioJAED.com
Email: info@StudioJAED.com
MARYLAND OFFICE
213 FRONT STREET, P.O. BOX 754
CRUMPTON, MARYLAND 21628
PROVIDENCE OFFICE
42 WEYBOSSET STREET, STE. 403
PROVIDENCE, RHODE ISLAND 02903
P: (401) 648-0884
DELAWARE OFFICE
2500 WRANGLE HILL ROAD, STE. 110
BEAR, DELAWARE 19701
P: (302) 832-1825

CONSULTANT

THIS DRAWING IS THE PROPERTY OF STUDIOJAED AND IS PREPARED FOR THE EXCLUSIVE USE OF ITS CLIENTS AT THE LOCATION INDICATED. NO OTHER USE IS AUTHORIZED OR INTENDED.

THE PROFESSIONAL SERVICES OF THE ARCHITECT ARE UNDERTAKEN FOR AND ARE PERFORMED IN THE INTEREST OF (NAME OF PERSON EMPLOYING ARCHITECT). NO CONTRACTUAL OBLIGATION IS ASSUMED BY THE ARCHITECT FOR THE BENEFIT OF ANY OTHER PERSON INVOLVED IN THE PROJECT.

SIGNATURE:
DATE OF SIGNATURE:
DATE OF REGISTRATION EXPIRATION:

ARCHITECT / ENGINEER SEAL

PROJECT

CITY OF PROVIDENCE
PROVIDENCE PUBLIC SCHOOLS
RENOVATIONS
AT
PLEASANT VIEW ELEMENTARY SCHOOL
50 OBADIAH BROWN RD
PROVIDENCE, RI 02909

REVISIONS

MARK	DESCRIPTION	DATE

SHEET TITLE

PARTIAL PLUMBING DEMOLITION PLAN - SOUTH

BID DOCUMENTS
SEPTEMBER 19, 2022

DRAWN	CHK'D	PROJECT NO.
JRB	BMZ	20041

SHEET NO.

PD101A

9/20/2022 3:32 PM

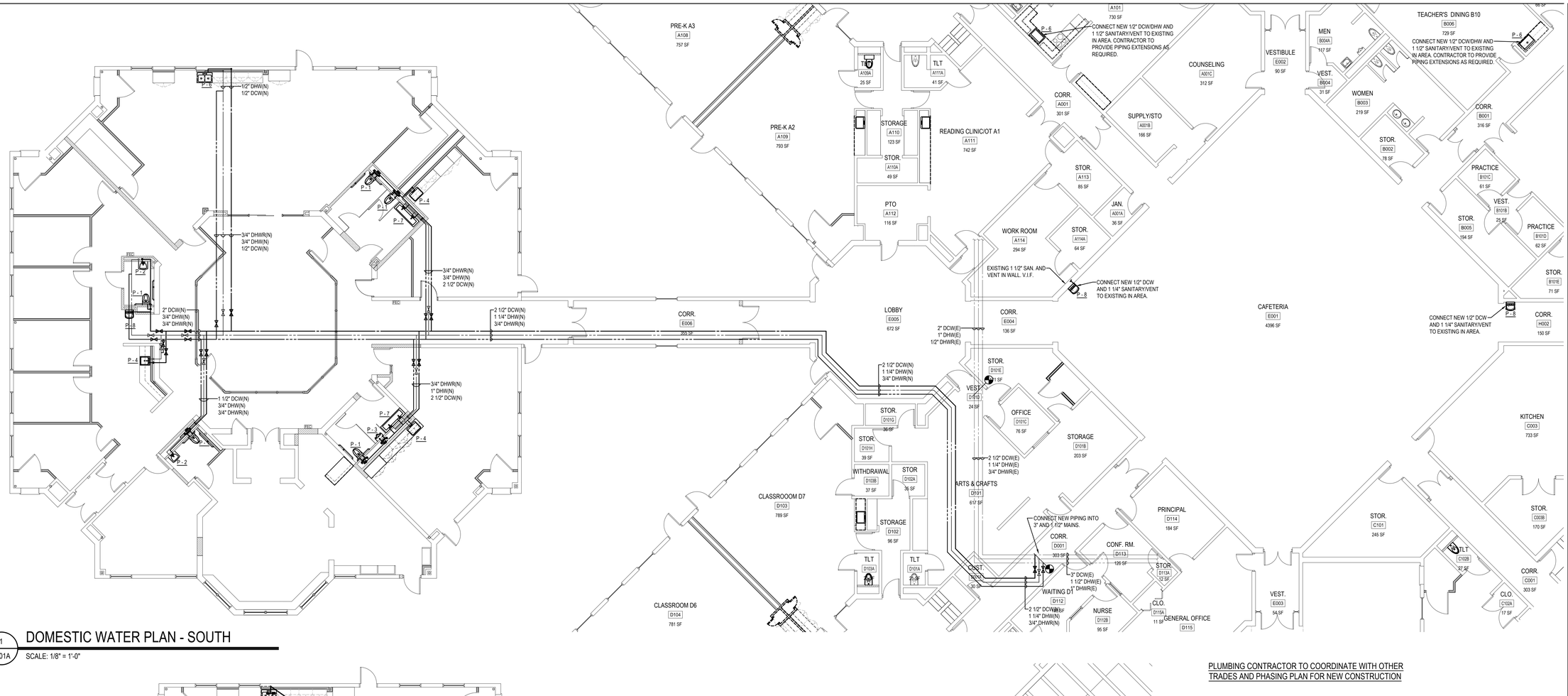

1 P101A

DOMESTIC WATER PLAN - SOUTH

SCALE: 1/8" = 1'-0"

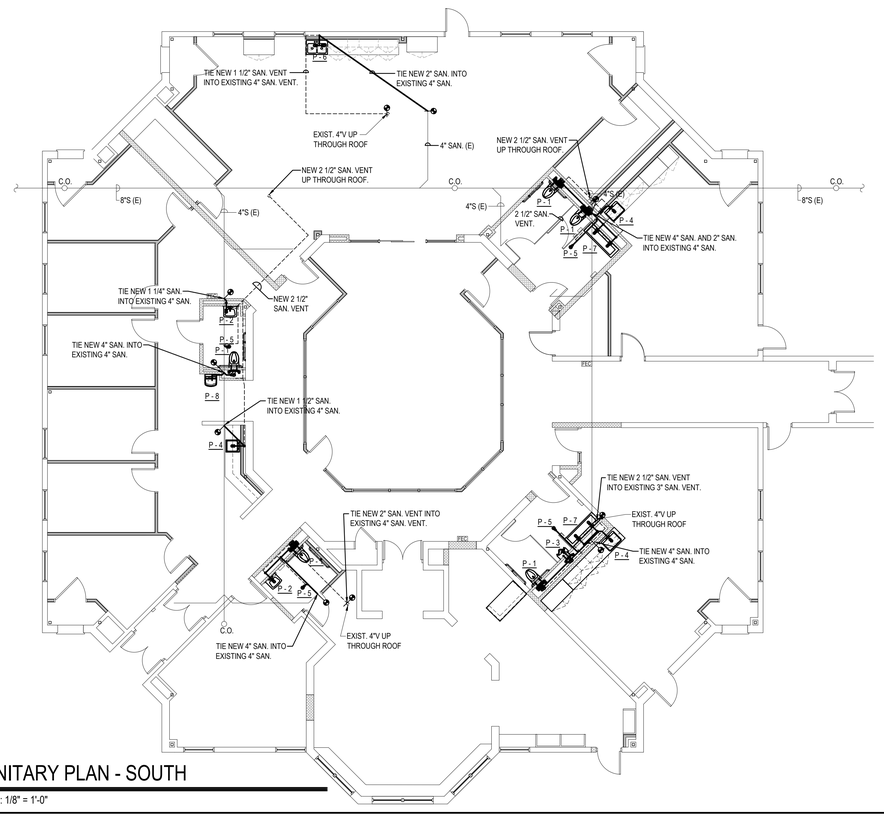

2 P101A

SANITARY PLAN - SOUTH

SCALE: 1/8" = 1'-0"

PLUMBING CONTRACTOR TO COORDINATE WITH OTHER TRADES AND PHASING PLAN FOR NEW CONSTRUCTION

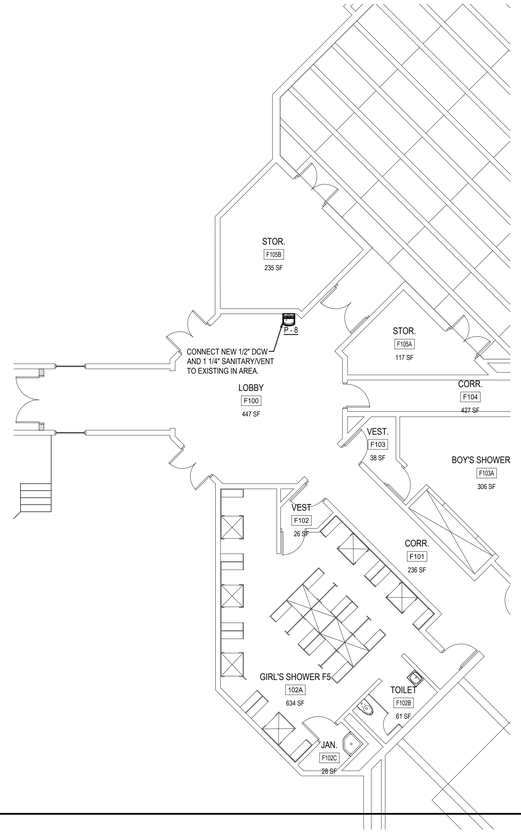

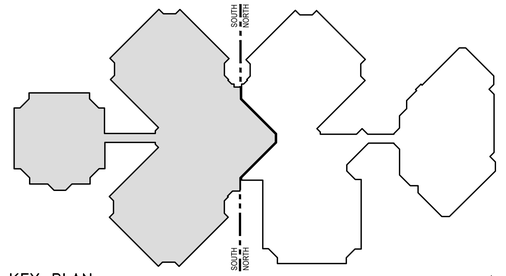

KEY PLAN

SCALE: NTS

TRUE NORTH

STUDIOJAED
ARCHITECTS ◘ ENGINEERS ◘ FACILITIES SOLUTIONS
Website: www.StudioJAED.com
Email: info@StudioJAED.com

MARYLAND OFFICE
213 FRONT STREET, P.O. BOX 284
CHURCHVILLE, MARYLAND 21028

PROVIDENCE OFFICE
42 WEYBOSSET STREET, STE. 403
PROVIDENCE, RHODE ISLAND 02909
P: (401) 648-5884

DELAWARE OFFICE
3500 WRANGLE HILL ROAD, STE. 110
BEAR, DELAWARE 19701
P: (302) 832-1552

CONSULTANT

THIS DRAWING IS THE PROPERTY OF STUDIOJAED AND IS PREPARED FOR THE EXCLUSIVE USE OF ITS CLIENTS AT THE LOCATION INDICATED. NO OTHER USE IS AUTHORIZED OR INTENDED.

THE PROFESSIONAL SERVICES OF THE ARCHITECT ARE UNDERTAKEN FOR AND ARE PERFORMED IN THE INTEREST OF (NAME OF PERSON EMPLOYING ARCHITECT). NO CONTRACTUAL OBLIGATION IS ASSUMED BY THE ARCHITECT FOR THE BENEFIT OF ANY OTHER PERSON INVOLVED IN THE PROJECT.

SIGNATURE:
DATE OF SIGNATURE:
DATE OF REGISTRATION EXPIRATION:

ARCHITECT / ENGINEER SEAL

PROJECT

CITY OF PROVIDENCE
PROVIDENCE PUBLIC SCHOOLS
RENOVATIONS
AT
PLEASANT VIEW ELEMENTARY SCHOOL
50 OBADIAH BROWN RD
PROVIDENCE, RI 02909

REVISIONS

MARK	DESCRIPTION	DATE

SHEET TITLE

PARTIAL PLUMBING PLAN - SOUTH

BID DOCUMENTS
SEPTEMBER 19, 2022

DRAWN	CHK'D	PROJECT NO.
JRB	BMZ	20041

SHEET NO.

P101A

THE RECEIVER OF THESE PLANS BY HARD COPY OR ELECTRONIC TRANSMISSION BY USE THEREOF UNDERSTANDS AND AGREES AS FOLLOWS: - THIS ELECTRONIC DATA TRANSMITTED (DATA) MAY BE ALTERED DURING TRANSIT AND TRANSLATION. - JAED CORPORATION DO NOT WARRANT OR MAKE ANY REPRESENTATIONS WITH RESPECT TO THE ACCURACY OF THE DATA. - THE RECEIVER WILL CONFIRM THE DATA WITH AVAILABLE HARD COPIES. - JAED CORPORATION RETAINS ALL OWNERSHIP, COPYRIGHT, AND OTHER INTELLECTUAL PROPERTY INTERESTS IN THE DATA AND INFORMATION ON THE PLANS. - THE RECEIVER WARRANTS THAT IT WILL NOT REPRODUCE OR OTHERWISE MAKE USE OF THE DATA OR PLANS IN ANY ENDEAVOR NOT DIRECTLY RELATED TO THE PROJECT FOR WHICH IT IS RECEIVING DATA. - USE OF DATA FOR ANY OTHER PURPOSE IS STRICTLY PROHIBITED AND ACCEPTANCE OF THE DATA BY THE RECEIVER CONSTITUTES AGREEMENT TO THE FOREGOING.

9/30/2022 3:53 PM

THE RECEIVER OF THESE PLANS BY HARD COPY OR ELECTRONIC TRANSMISSION BY USE THEREOF, UNDERSTANDS AND AGREES AS FOLLOWS: - THIS ELECTRONIC DATA TRANSMITTED (DATA) MAY BE ALTERED DURING TRANSIT AND TRANSLATION. - AIDS CORPORATION DO NOT WARRANT OR MAKE ANY REPRESENTATIONS WITH RESPECT TO THE ACCURACY OF THE DATA. - THE RECEIVER WILL COMPARE THE DATA WITH AVAILABLE HARD COPIES. - UNDI CORPORATION RETAINS ALL OWNERSHIP, COPYRIGHT, AND OTHER INTELLECTUAL PROPERTY INTERESTS IN THE DATA AND INFORMATION ON THE PLANS. - THE RECEIVER WARRANTS THAT IT WILL NOT REPRODUCE OR OTHERWISE MAKE USE OF THE DATA OR PLANS IN ANY ENDEAVOR NOT DIRECTLY RELATED TO THE PROJECT FOR WHICH IT HAS BEEN SUPPLIED ACCESS TO AND AGREES TO INDEMNIFY AND HOLD HARMLESS AIDS CORPORATION FROM ANY AND ALL CLAIMS, DAMAGES AND LOSSES ARISING OUT OF OR RESULTING FROM THE USE OF ELECTRONIC DATA.

PD - 1:
EXISTING CLASSROOM SINK TO BE DEMOLISHED. CONTRACTOR TO CUT PIPING AS NEEDED AND CAP FOR RECONNECTION.

INSTALL NEW SINK/BUBBLER COMBINATION: ELKAY SINGLE BOWL DROP-IN CLASSROOM ADA SINK; DKAD251765 - 2LM. PROVIDE WITH ELKAY VANDAL RESISTANT CLASSROOM BUBBLER; LKVR1141A AND TOTO LIBELLA FAUCET; TEL1A3-020E.

RECONNECT TO EXISTING DCW/DHW/SANITARY. CONTRACTOR TO PROVIDE PIPING EXTENSIONS AS REQUIRED.
1/2" DCW/DHW, 1 1/2" SANI AND VENT.

COORDINATE WITH ARCHITECTURAL PLANS.

PD - 2: 12" SEAT HEIGHT (GRADE PRE-K)
EXISTING CLASSROOM WATER CLOSET TO BE DEMOLISHED. CONTRACTOR TO CUT PIPING AS NEEDED AND CAP FOR RECONNECTION. CONTRACTOR TO DEMO PORTION OF FLOOR TO CONNECT TO EXISTING SANITARY.

INSTALL NEW WATER CLOSET: AMERICAN STANDARD FLOWISE BABY DEVORO 2282.001, 1.28GPM. PROVIDE WITH 5001G.055 OPEN FRONT SEAT. PROVIDE WITH AMERICAN STANDARD SELECTRONIC SENSOR-OPERATED PWRS FLUSH VALVE, 1.28GPF.

RECONNECT TO EXISTING DCW/DHW/SANITARY WITH NEW 1" DCW, 4" SANI AND 2" VENT. CONTRACTOR TO PROVIDE PIPING EXTENSIONS AS REQUIRED.

COORDINATE WITH ARCHITECTURAL PLANS.

PD - 3: 15" SEAT HEIGHT (GRADES K - 5)
EXISTING CLASSROOM WATER CLOSET TO BE DEMOLISHED. CONTRACTOR TO CUT PIPING AS NEEDED AND CAP FOR RECONNECTION.

INSTALL NEW WATER CLOSET: AMERICAN STANDARD MADERA YOUTH FLOWISE 14" HEIGHT, 1.28GPM. PROVIDE WITH 5901.100 OPEN FRONT SEAT. PROVIDE WITH AMERICAN STANDARD SELECTRONIC SENSOR-OPERATED PWRS FLUSH VALVE, 1.28GPF. PROVIDE NEW WALL CARRIER AS REQUIRED.

RECONNECT TO EXISTING DCW/DHW/SANITARY WITH NEW 1" DCW, 4" SANI AND 2" VENT. CONTRACTOR TO PROVIDE PIPING EXTENSIONS AS REQUIRED.

COORDINATE WITH ARCHITECTURAL PLANS.

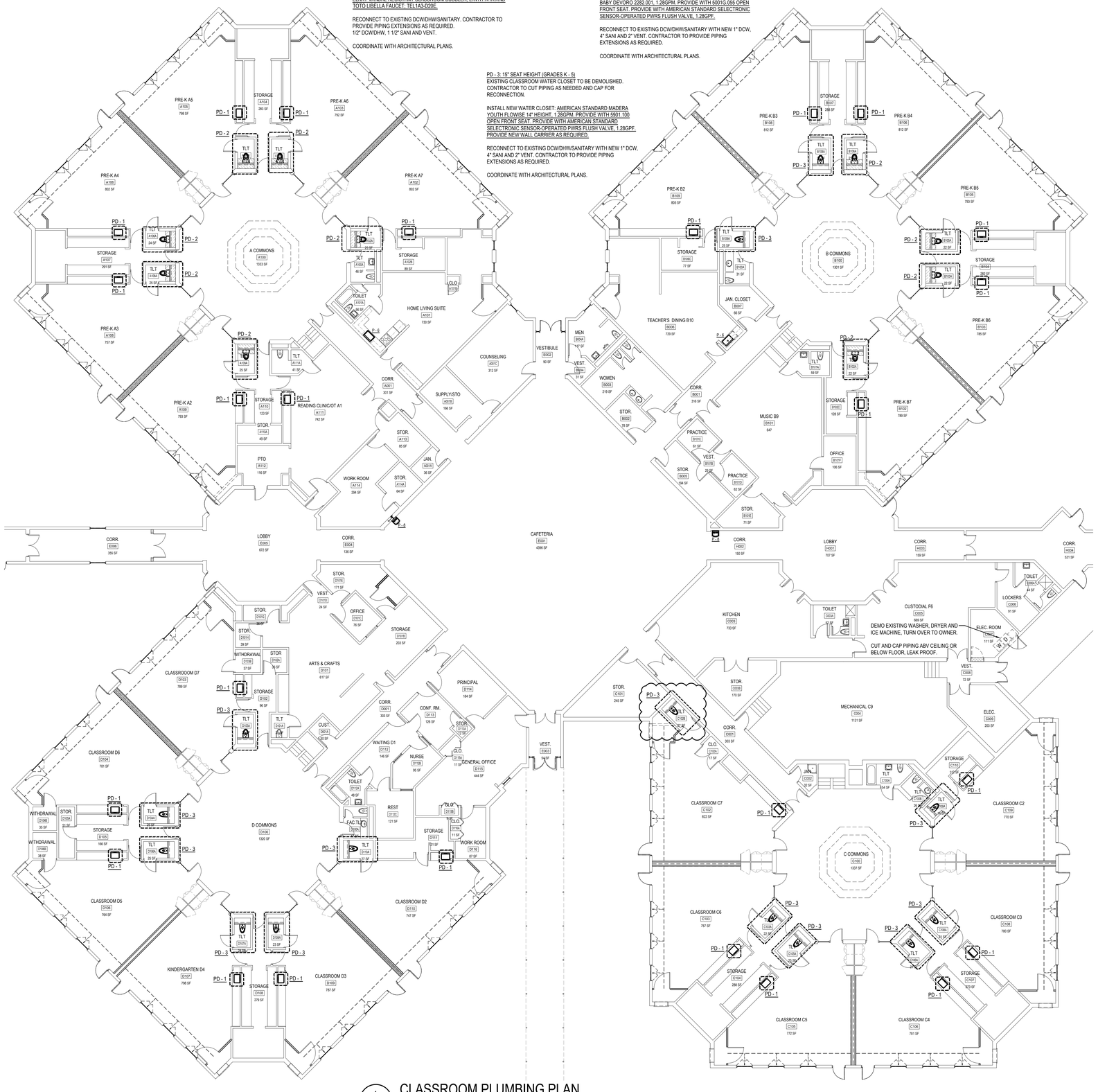

1 / P-102 CLASSROOM PLUMBING PLAN
SCALE: 3/32" = 1'-0"

STUDIOJAED
ARCHITECTS ◘ ENGINEERS ◘ FACILITIES SOLUTIONS
Email: info@StudioJAED.com
Website: www.StudioJAED.com
MARYLAND OFFICE
213 FRONT STREET, P.O. BOX 754
CRUMPTON, MARYLAND 21628
PROVIDENCE OFFICE
42 WEYBOSSET STREET, SITE 403
PROVIDENCE, RHODE ISLAND 02903
P: (401) 648-0884
DELAWARE OFFICE
2500 WRANGLE HILL ROAD, SITE 110
BEAR, DELAWARE 19701
P: (302) 832-1825

CONSULTANT

THIS DRAWING IS THE PROPERTY OF STUDIOJAED AND IS PREPARED FOR THE EXCLUSIVE USE OF ITS CLIENTS AT THE LOCATION INDICATED. NO OTHER USE IS AUTHORIZED OR INTENDED.

THE PROFESSIONAL SERVICES OF THE ARCHITECT ARE UNDERTAKEN FOR AND ARE PERFORMED IN THE INTEREST OF (NAME OF PERSON EMPLOYING ARCHITECT). NO CONTRACTUAL OBLIGATION IS ASSUMED BY THE ARCHITECT FOR THE BENEFIT OF ANY OTHER PERSON INVOLVED IN THE PROJECT.

SIGNATURE: _____
DATE OF SIGNATURE: _____
DATE OF REGISTRATION EXPIRATION: _____
ARCHITECT / ENGINEER SEAL

PROJECT
CITY OF PROVIDENCE
PROVIDENCE PUBLIC SCHOOLS
RENOVATIONS
AT
PLEASANT VIEW ELEMENTARY SCHOOL
50 OBADIAH BROWN RD
PROVIDENCE, RI 02909

REVISIONS

MARK	DESCRIPTION	DATE
1	ADDENDUM #12	4/12/22

SHEET TITLE
CLASSROOM PLAN

BID DOCUMENTS
SEPTEMBER 19, 2022

DRAWN	CHK'D	PROJECT NO.
JRB	BMZ	20041

SHEET NO.
P-102

9/30/2022 3:53 PM

GENERAL NOTES & SCOPE OF WORK

1. THE FIRE ALARM SYSTEM SHALL BE INSTALLED IN ACCORDANCE WITH THE RHODE ISLAND FIRE CODE (NFPA 1-2018 EDITION, AS AMENDED), THE RHODE ISLAND LIFE SAFETY CODE (NFPA 101-2018 EDITION, AS AMENDED), NFPA 72-2019 EDITION, NFPA 70-2017 EDITION, AND ALL OTHER APPLICABLE CODES AND STANDARDS.
2. DIMENSIONS, LOCATIONS AND CONDITIONS SHOWN ARE APPROXIMATE. TAKE MEASUREMENTS IN THE FIELD, NOT FROM DIMENSIONS PROVIDED HEREIN. VERIFY ALL CONDITIONS AND DIMENSION IN THE FIELD PRIOR TO ORDERING ANY MATERIALS AND EQUIPMENT AND PERFORMING WORK. NOTIFY THE ENGINEER OF ANY DISCREPANCIES AND CHANGES.
3. TAKE ALL PRECAUTIONS NECESSARY TO PROTECT ALL EXISTING UTILITIES, EQUIPMENT, AND FINISHES THAT ARE TO REMAIN FROM DAMAGE. ANY UTILITIES, EQUIPMENT AND/OR FINISHED DAMAGED BY THE CONTRACTOR SHALL BE REPAIRED OR REPLACED AT NO ADDITIONAL COST TO THE OWNER, AND TO THE SATISFACTION OF THE ENGINEER. ALL SURFACES OR FINISHED THAT ARE DAMAGED OR OTHERWISE AFFECTED BY WORK OF THIS CONTRACT SHALL BE PATCHED, REPAIRED, PAINTED, OR REPLACED (AS NECESSARY) TO MATCH THE PRE-EXISTING CONDITION AT NO COST.
4. THE SCOPE OF WORK INCLUDES FURNISHING ALL SERVICES, EQUIPMENT, PERMITS, TESTING, ETC. THAT ARE REQUIRED TO INSTALL AN APPROVED AUTOMATIC EMERGENCY VOICE / ALARM COMMUNICATION FIRE ALARM SYSTEM IN ACCORDANCE WITH THE APPLICABLE CODES AND STANDARDS AND AS INDICATED ON THE DRAWINGS AND IN THE TECHNICAL SPECIFICATIONS.
5. THE FIRE ALARM SYSTEM DESIGN IS BASED ON A NON-SPRINKLERED BUILDING. A TOTAL (COMPLETE) COVERAGE FIRE DETECTION SYSTEM SHALL BE PROVIDED THROUGHOUT THE BUILDING.
6. THE SCOPE OF WORK INCLUDES INSTALLING A NEW, AUTOMATIC EMERGENCY VOICE/ALARM COMMUNICATION FIRE ALARM SYSTEM THROUGHOUT THE BUILDING.
7. THE SCOPE OF WORK INCLUDES INSTALLING A NEW ADDRESSABLE FIRE ALARM CONTROL UNIT, AND PROVIDING AUDIO CONTROL EQUIPMENT AND VISIBLE NOTIFICATION APPLIANCE REMOTE POWER SUPPLIES AS NECESSARY TO POWER ALL NOTIFICATION APPLIANCES AS SHOWN ON THE DRAWINGS.
8. THE SCOPE OF WORK INCLUDES PROVIDING HEAT DETECTION THROUGHOUT ALL ACCESSIBLE SPACES (WITH THE EXCEPTION OF THOSE REQUIRING SMOKE DETECTION), WHICH INCLUDES SPACES ABOVE SUSPENDED CEILINGS, TO SATISFY THE REQUIREMENTS OF A TOTAL (COMPLETE) COVERAGE FIRE DETECTION SYSTEM.
9. THE FIRE ALARM CONTRACTOR SHALL BE RESPONSIBLE FOR PROVIDING AND INSTALLING A UL FIRESTOP SYSTEM FOR ALL PENETRATIONS MADE THROUGH FIRE RATED WALLS AND FLOOR/CEILING ASSEMBLIES AS PART OF THE AUTOMATIC EMERGENCY VOICE / ALARM COMMUNICATION SYSTEM INSTALLATION.
10. THE EXISTING LOCAL ENERGY MASTER BOX (#4763) SHALL BE MAINTAINED AND WILL CONTINUE TO TRANSMIT ALARM SIGNALS DIRECTLY TO THE PROVIDENCE FIRE DEPARTMENT. THE EXISTING MASTER BOX SHALL BE INTERFACED TO THE NEW FIRE ALARM SYSTEM.
11. THE EXISTING BUILDING FIRE ALARM SYSTEM SHALL REMAIN FUNCTIONAL DURING THE PERIOD OF CONSTRUCTION. THE CONTRACTOR SHALL COORDINATE ALL CUTOVER ITEMS FROM THE EXISTING SYSTEM TO THE NEW SYSTEM WITH THE OWNER, JENSEN HUGHES AND PROVIDENCE FIRE DEPARTMENT.
12. THE SCOPE OF WORK INCLUDES COORDINATING THE FIRE ALARM SYSTEM INSTALLATION WITH THE OWNER AND JENSEN HUGHES.
13. THE SCOPE OF WORK INCLUDES INTERFACING TO ALL EXISTING AND NEW DOOR HOLD-OPEN DEVICES AND CIRCUITS THROUGHOUT THE BUILDING. ALL DOOR HOLD-OPEN DEVICES SHALL AUTOMATICALLY RELEASE UPON RECEIPT OF AN ALARM CONDITION OR UPON AC POWER LOSS TO THE FIRE ALARM SYSTEM.
14. THE SCOPE OF WORK INCLUDES INTERFACING THE NEW FIRE ALARM SYSTEM WITH THE EXISTING EMERGENCY GENERATOR.
15. THE SCOPE OF WORK INCLUDES REMOVING ALL EXISTING INITIATING DEVICES AND INSTALLING NEW ADDRESSABLE INITIATING DEVICES AS SHOWN ON THE DESIGN DRAWINGS. EXISTING DEVICES SHALL BE PERMITTED TO BE REMOVED UPON ACCEPTANCE OF THE NEW FIRE ALARM SYSTEM BY THE AHJ.
16. THE SCOPE OF WORK INCLUDES REMOVING ALL EXISTING NOTIFICATION APPLIANCES THROUGHOUT THE BUILDING AND INSTALLING NEW NOTIFICATION APPLIANCES AS SHOWN ON THE DESIGN DRAWINGS. EXISTING APPLIANCES SHALL BE PERMITTED TO BE REMOVED UPON ACCEPTANCE OF THE NEW FIRE ALARM SYSTEM BY THE AHJ.
17. COORDINATION WITH OTHER CONTRACTORS AND/OR BUILDING MAINTENANCE PERSONNEL SHALL BE REQUIRED, AS NECESSARY, TO INTERFACE WITH OTHER BUILDING SYSTEMS INCLUDING, BUT NOT LIMITED TO, HVAC UNITS/SYSTEMS, THE EMERGENCY GENERATOR, DOOR HOLD-OPEN DEVICES, ELECTRONIC LOCKING MECHANISMS, ETC.
18. ALL FIRE ALARM SYSTEM WIRING SHALL BE CONTINUOUS FROM DEVICE TO DEVICE AND INSTALLED CLASS A. ANY REQUIRED JUNCTION POINTS SHALL BE MADE ON SCREW-TYPE TERMINAL BLOCKS WITHIN A LOCKED, HINGED, RED TERMINAL CABINET.
19. WHERE IT IS FEASIBLE, ALL FIRE ALARM SYSTEM EQUIPMENT, INCLUDING NOTIFICATION APPLIANCES AND AUTOMATIC DETECTION DEVICES, SHALL BE INSTALLED AS CEILING-MOUNTED AND IN THE CENTER OF TILE. CONTRACTOR IS RESPONSIBLE FOR REPLACEMENT OF CEILING TILES DAMAGED DURING INSTALLATION OF THE NEW FIRE ALARM EQUIPMENT. CONTRACTOR IS ALSO RESPONSIBLE FOR REPLACEMENT OF CEILING TILES WHERE EXISTING DEVICES HAVE BEEN REMOVED. CONTRACTOR SHALL COORDINATE WITH BUILDING MAINTENANCE STAFF TO FURNISH THE CORRECT MAKE AND MODEL OF ACT TO MATCH EXISTING CONDITIONS.
20. CONTRACTOR SHALL PROVIDE A NEW AS-BUILT DOCUMENT CABINET ADJACENT TO THE FIRE ALARM CONTROL UNIT. CONTRACTOR TO PROVIDE COMPLETE FIRE ALARM SYSTEM AS-BUILT DRAWINGS, A COMPLETE POINTS LIST, AND A USB DRIVE WITH FIRE ALARM SYSTEM PROGRAM IN THE CABINET.
21. ALL CONTROL EQUIPMENT, INITIATING DEVICES AND NOTIFICATION APPLIANCES SHALL BE UL LISTED AND/OR FM APPROVED.
22. ALL NEW SIGNALING LINE CIRCUITS (SLC) SHALL BE INSTALLED CLASS A AND ALL NEW NOTIFICATION APPLIANCE CIRCUITS (NAC) SHALL BE INSTALLED CLASS A. EACH SLC AND NAC SHALL NOT BE LOADED TO MORE THAN 85% OF ITS RATED CAPACITY.
23. POWER-LIMITED FIRE ALARM CIRCUITS SHALL NOT BE INSTALLED IN THE SAME RACEWAY AS NON-POWER-LIMITED CIRCUITS.
24. ALL 120VAC POWER WIRING SHALL BE INSTALLED IN A DEDICATED RACEWAY. ALL 120VAC POWER CIRCUITRY SHALL BE ROUTED AWAY FROM ALL OTHER POWER LIMITED FIRE ALARM WIRING WITHIN CONTROL CABINET ENCLOSURES.
25. ALL WALL-MOUNTED VISIBLE NOTIFICATION APPLIANCES AND COMBINATION AUDIBLE/VISIBLE NOTIFICATION APPLIANCES SHALL BE MOUNTED SUCH THAT THE ENTIRE LENS IS NOT LESS THAN 80 INCHES AND NOT GREATER THAN 96 INCHES ABOVE THE FINISHED FLOOR. ALL WALL-MOUNTED AUDIBLE NOTIFICATION APPLIANCES SHALL HAVE THEIR TOPS ABOVE THE FINISHED FLOORS AT HEIGHTS OF NOT LESS THAN 90 INCHES AND BELOW THE FINISHED CEILING AT DISTANCES NOT LESS THAN 6 INCHES.
26. ALL FIRE ALARM SYSTEM WIRING SHALL BE INSTALLED IN ACCORDANCE WITH THE MANUFACTURER'S INSTRUCTIONS AND GUIDELINES. ALL FIRE ALARM SYSTEM WIRING SHALL BE INSTALLED IN MINIMUM 3/4-INCH DIAMETER METALLIC RACEWAY (EMT MINIMUM) OR APPROVED MC CABLE. MC CABLE SHALL ONLY BE PERMITTED TO BE INSTALLED CONCEALED ABOVE CEILINGS. WHERE INSTALLED EXPOSED IN COMMON AREAS, ALL FIRE SYSTEM RACEWAY, JUNCTION BOXES, BACKBOXES, CONNECTORS, ETC. SHALL BE PAINTED TO MATCH EXISTING CONDITIONS. WHERE INSTALLED EXPOSED IN BACK-OF-HOUSE SPACES, ALL FIRE ALARM SYSTEM RACEWAY, JUNCTION BOXES, BACKBOXES, CONNECTORS, ETC. SHALL NOT BE REQUIRED TO BE PAINTED, HOWEVER ALL JUNCTION BOX COVERS, LB COVERS, AND COUPLINGS SHALL BE PAINTED RED.
27. ALL NETWORK COMMUNICATION CIRCUITRY (IF APPLICABLE) SHALL BE INSTALLED CLASS X IN A DEDICATED METAL RACEWAY (EMT MINIMUM). ALL AUDIO DATA NETWORK CIRCUITRY SHALL BE INSTALLED CLASS X IN A DEDICATED METAL RACEWAY (EMT MINIMUM). ALL OTHER WIRING SHALL BE INSTALLED IN METAL RACEWAY OR APPROVED MC CABLE.
28. THE FIRE ALARM CONTROL UNIT SHALL BE PROVIDED WITH BYPASS BUTTONS/SWITCHES FOR NOTIFICATION APPLIANCES, MASTER BOX SIGNAL TRANSMISSION , MAGNETIC DOOR-HOLDER RELEASE, HVAC SHUTDOWN.
29. THE FIRE ALARM SYSTEM CONTRACTOR SHALL DETERMINE THE FINAL QUANTITY OF REMOTE POWER SUPPLIES AND AUDIO AMPLIFIERS TO SUPPORT ALL NOTIFICATION APPLIANCES SHOWN ON THE DRAWINGS. THE CONTRACTOR SHALL FIELD LOCATE THE REMOTE POWER SUPPLIES AND AUDIO AMPLIFIERS. THE LOCATION OF EACH REMOTE POWER SUPPLY AND AUDIO AMPLIFIER SHALL BE APPROVED BY THE OWNER AND JENSEN HUGHES. THE CONTRACTOR SHALL BE RESPONSIBLE FOR FURNISHING, INSTALLING, PROGRAMMING AND TESTING A SMOKE DETECTOR IN THE VICINITY OF ALL FIRE ALARM CONTROL EQUIPMENT INCLUDING REMOTE POWER SUPPLIES AND AUDIO AMPLIFIERS. ALL REMOTE POWER SUPPLIES ARE REQUIRED TO BE TRIPPED VIA A CONTROL MODULE ON THE SIGNALING LINE CIRCUIT (SLC) THAT IS COMPLETELY ISOLATED FROM THE REMAINDER OF THE DEVICES ON THE SLC.
30. THE FIRE ALARM SYSTEM SHALL AUTOMATICALLY SOUND THE RECORDED VOICE EVACUATION SIGNAL AND ACTIVATE THE VISIBLE NOTIFICATION APPLIANCES. THE PRE-RECORDED VOICE MESSAGE SHALL USE A FEMALE VOICE. THE PRE-RECORDED VOICE MESSAGE AND ASSOCIATED SEQUENCE OF THE ALERT TONE SHALL BE APPROVED BY THE PROVIDENCE FIRE DEPARTMENT.
31. ALL AUDIO CIRCUITS SHALL BE SYNCHRONIZED THROUGHOUT THE BUILDING SUCH THAT THERE ARE NO DELAYS IN VOICE MESSAGE TRANSMISSION THROUGHOUT THE BUILDING.
32. WHERE TWO OR MORE STROBE NOTIFICATION APPLIANCES ARE VISIBLE IN THE FIELD OF VIEW, THEY SHALL FLASH IN SYNCHRONIZATION. THE CONTRACTOR SHALL BE RESPONSIBLE FOR ANY EQUIPMENT, PROGRAMMING AND WIRING NECESSARY TO SYNCHRONIZE POWER SUPPLIES.
33. WHERE AN INTERPOSING RELAY IS REQUIRED TO INTERFACE THE FIRE ALARM SYSTEM TO BUILDING SYSTEMS OR EQUIPMENT, THE CONTRACTOR IS RESPONSIBLE FOR FOR PROVIDING AND INSTALLING THIS EQUIPMENT, INCLUDING ANY EXTERNAL POWER REQUIRED.
34. MEANS SHALL BE PROVIDED AT THE MAIN FACU TO SELECTIVELY MANUALLY OPERATE THE AUDIBLE NOTIFICATION APPLIANCES. THE MAIN FACU SHALL BE EQUIPPED WITH A MICROPHONE AND SUITABLE SWITCHES TO SELECTIVELY TRANSMIT VOICE COMMUNICATIONS TO THE BUILDING. SPEAKER CIRCUITS SHALL BE SYNCHRONIZED THROUGHOUT THE BUILDING.
35. ALL SPEAKER NOTIFICATION APPLIANCES SHALL BE TAPPED AT 1-WATT IN BOILER ROOMS AND OTHER MECHANICAL AREAS. ALL SPEAKER NOTIFICATION APPLIANCES SHALL BE TAPPED AT 1/2-WATT IN COMMON CORRIDORS, LOBBIES, CLASSROOMS, MEETING ROOMS, AUDIOTORIUM, CAFETERIA, KITCHEN, POOL ROOM, LOCKER ROOMS, COMMON BATHROOMS, AND OTHER COMMON AREAS. SPEAKER NOTIFICATION APPLIANCES SHALL BE TAPPED AT 1/4-WATT IN SINGLE USE BATHROOMS AND ALL OTHER SPACES, UNLESS OTHERWISE SPECIFIED BY DRAWINGS. THE CONTRACTOR SHALL CARRY A MINIMUM OF 8-HOURS FOR MAKING WATTAGE SETTING ADJUSTMENTS IN THE FIELD DURING ACCEPTANCE TESTING.
36. ALL SPEAKER NOTIFICATION APPLIANCES, CIRCUITS AND AMPLIFIERS SHALL BE CONFIGURED FOR 70.7 VRMS INPUT.
37. SPEAKER CIRCUIT WIRING IS NOT PERMITTED TO BE INSTALLED IN THE SAME RACEWAY AS SIGNALING LINE CIRCUIT WIRING, UNLESS WRITTEN PERMISSION IS OBTAINED FROM THE MANUFACTURER. SPEAKER CIRCUITS SHALL BE INSTALLED IN A DEDICATED RACEWAY, OR IN THE SAME RACEWAY AS VISUAL STROBE CIRCUITS ONLY.
38. A MINIMUM SEPARATION BETWEEN ALL OUTGOING AND RETURN CIRCUITS OF 1-FOOT WHERE INSTALLED VERTICALLY AND 4-FEET WHERE INSTALLED HORIZONTALLY SHALL BE MAINTAINED TO THE GREATEST EXTENT POSSIBLE.
39. THE SCOPE OF WORK INCLUDES INSTALLING AND INTERFACING TO A NEW EXTERIOR RED ALARM BEACON.
40. THE CONTRACTOR SHALL PROTECT ALL CIRCUITS ENTERING AND EXITING THE BUILDING WITH A TRANSIENT SURGE PROTECTION DEVICE IN ACCORDANCE WITH THE TECHNICAL SPECIFICATIONS.
41. THE CONTRACTOR SHALL BE RESPONSIBLE FOR INSTALLING A P-TOUCH LABEL ON THE BASE OF EACH ADDRESSABLE DEVICE INSTALLED IN THE BUILDING WHICH INDICATES THE NODE, LOOP AND DEVICE NUMBER.
42. THE CONTRACTOR SHALL BE RESPONSIBLE FOR REPLACING ALL EXISTING DUCT SMOKE DETECTORS ONE-FOR-ONE, INCLUDING SAMPLING TUBES, HOUSING AND REMOTE TEST SWITCH, IF NECESSARY. THE CONTRACTOR SHALL PROVIDE ADDRESSABLE CONTROL RELAY MODULES TO AUTOMATICALLY SHUTDOWN ALL AIR HANDLING UNIT'S SUPPLYING MORE THAN 2,000CFM. THE CONTROL RELAY MODULES SHALL SHUTDOWN EACH AHU UPON GENERAL ALARM VIA THE LINE VOLTAGE CONTROLS. THE CONTRACTOR SHALL BE RESPONSIBLE FOR ANY ADDITIONAL INTERPOSING RELAYS AND EXTERNAL POWER NOT SHOWN TO COMPLETE THE REQUIRED SHUTDOWNS, IF NECESSARY. CONTROL RELAY MODULES SHALL BE INSTALLED WITHIN 3-FEET OF THE CONTROL CIRCUIT.
43. THE CONTRACTOR SHALL BE REQUIRED TO CONDUCT A 100% PRE-ACCEPTANCE TEST OF THE NEW FIRE ALARM SYSTEM. THE CONTRACTOR SHALL BE RESPONSIBLE FOR COORDINATING THE PRE-ACCEPTANCE TEST.
44. THE CONTRACTOR SHALL BE REQUIRED TO CONDUCT AND SCHEDULE AN ACCEPTANCE TEST OF THE NEW FIRE ALARM SYSTEM FOR APPROVAL BY THE PROVIDENCE FIRE DEPARTMENT, WHICH INCLUDES A 60-HOUR BATTERY TEST, FOLLOWED BY 15-MINUTES OF ALARM TIME. THIS TEST SHALL BE WITNESSED BY JENSEN HUGHES.

FIRE ALARM SUBMITTAL NOTES

1. THE CONTRACTOR SHALL BE RESPONSIBLE FOR PREPARING AND SUBMITTING A FIRE ALARM SYSTEM PRE-INSTALLATION SUBMITTAL PACKAGE COMPLETE WITH THE FOLLOWING ITEMS:
   a. PRODUCT DATA SHEETS FOR ALL FIRE ALARM SYSTEM EQUIPMENT TO BE INSTALLED.
   b. EQUIPMENT LIST IDENTIFYING THE TYPE, QUANTITY, MAKE AND MODEL NUMBER OF EACH PIECE OF EQUIPMENT TO BE USED.
   c. SHOP DRAWING PLANS SHOWING THE PROPOSED FIRE ALARM SYSTEM EQUIPMENT, DEVICE AND APPLIANCE LOCATIONS.
   d. POINT-TO-POINT FIRE ALARM CONTROL EQUIPMENT INSTALLATION DIAGRAMS INCLUSIVE OF INFORMATION REQUIRED BY NFPA 72 REQUIREMENTS.
   e. BATTERY CALCULATIONS FOR ALL NEW FIRE ALARM SYSTEM CONTROL EQUIPMENT.
   f. VOLTAGE DROP CALCULATIONS FOR ALL NOTIFICATION APPLIANCE CIRCUITS.
   g. SEQUENCE OF OPERATIONS MATRIX THAT DESCRIBES HOW THE SYSTEM WILL RESPOND DURING ALL TYPES OF ALARM, TROUBLE AND SUPERVISORY CONDITIONS.
   h. STATEMENT OF EQUIPMENT LIFECYCLE SIGNED BY A REPRESENTATIVE OF THE EQUIPMENT MANUFACTURER STATING THAT THE EQUIPMENT TO BE SUPPLIED IS NOT AT OR NEAR THE END OF ITS LIFECYCLE AND THAT REPLACEMENT PARTS WILL BE AVAILABLE FROM THE MANUFACTURER FOR THE FORESEEABLE FUTURE.
2. UPON COMPLETION OF THE INSTALLATION, THE CONTRACTOR SHALL SUBMIT CLOSEOUT DOCUMENTATION INCLUDING DETAILED AS-BUILT DRAWINGS TO THE OWNER. THE AS-BUILT DRAWINGS SHALL INDICATE THE EXACT LOCATION OF ALL CONTROL EQUIPMENT, DEVICES AND APPLIANCES, AND THE EXACT LOCATION OF ALL INSTALLED WIRING AND RACEWAY, INCLUDING THE NUMBER OF CONDUCTORS IN EACH PORTION OF THE CIRCUIT AND THE LOCATION OF JUNCTION BOXES AND TERMINAL CABINETS. CLOSEOUT DOCUMENTATION SHALL BE IN ACCORDANCE WITH THE TECHNICAL SPECIFICATIONS.

CONCEPTUAL RISER DIAGRAM NOTES

1. THE RISER DIAGRAM IS CONCEPTUAL IN NATURE. IT DOES NOT INTEND TO REPRESENT ACTUAL WIRING AND RACEWAY INSTALLATION. ALL CONDUCTORS AND WIRING SHALL BE INSTALLED ACCORDING TO MANUFACTURER'S RECOMMENDATIONS, NFPA 72-2019 EDITION AND NFPA 70-2017 EDITION.
2. THE CONTRACTOR SHALL FURNISH AND INSTALL REMOTE NOTIFICATION APPLIANCE CIRCUIT POWER SUPPLIES AND AUDIO AMPLIFIERS AS NECESSARY. A SMOKE DETECTOR SHALL BE INSTALLED IN THE VICINITY OF ALL FIRE ALARM SYSTEM CONTROL EQUIPMENT. EACH REMOTE POWER SUPPLY AND AUDIO CABINET SHALL BE INSTALLED IN AN ACCESSIBLE LOCATION APPROVED BY JENSEN HUGHES AND THE OWNER.
3. THE INSTALLING CONTRACTOR SHALL FIELD LOCATE THE FAULT ISOLATION MODULES. A MINIMUM OF THREE FAULT ISOLATOR MODULES SHALL BE INSTALLED ON EACH SIGNALING LINE CIRCUIT. NO MORE THAN 25 ADDRESSABLE DEVICES SHALL BE PERMITTED TO BE INSTALLED BETWEEN FAULT ISOLATION MODULES. THE NUMBER OF ADDRESSABLE DEVICES BETWEEN FAULT ISOLATION MODULES SHALL ALSO BE IN ACCORDANCE WITH THE MANUFACTURER'S INSTRUCTIONS.
4. THE NUMBER OF CONDUCTORS SHALL BE DETERMINED BY THE FIRE ALARM SYSTEM CONTRACTOR UPON DETERMINING THE REQUIRED QUANTITY AND LOCATIONS OF REMOTE POWER SUPPLIES AND AUDIO AMPLIFIERS NECESSARY FOR THE FIRE ALARM SYSTEM TO OPERATE AS DESCRIBED HEREIN AND IN THE MASTER TECHNICAL SPECIFICATIONS.
5. THE SEPARATION BETWEEN THE OUTGOING AND RETURN CIRCUITS SHALL BE A MINIMUM OF 1-FOOT VERTICALLY AND 4-FEET HORIZONTALLY, WHERE PRACTICAL.
6. THE CONTRACTOR SHALL BE RESPONSIBLE FOR DETERMINING THE LOCATION OF AND THE CONNECTION TO BUILDING POWER FOR ALL FIRE ALARM CONTROL EQUIPMENT.
7. ALL SPEAKER NOTIFICATION APPLIANCES, AUDIO CIRCUITS AND AMPLIFIERS SHALL BE CONFIGURED FOR 70.7 VRMS INPUT.
8. SPEAKER CIRCUIT WIRING IS NOT PERMITTED TO BE INSTALLED IN THE SAME RACEWAY AS SIGNALING LINE CIRCUIT WIRING, UNLESS WRITTEN PERMISSION IS OBTAINED FROM THE MANUFACTURER. SPEAKER CIRCUITS SHALL BE INSTALLED IN A DEDICATED RACEWAY, OR IN THE SAME RACEWAY AS VISUAL STROBE CIRCUITS ONLY.
9. EACH PRIMARY AUDIO AMPLIFIER SHALL BE PROVIDED WITH AN EQUALLY SIZED BACKUP AMPLIFIER.
10. POWER-LIMITED FIRE ALARM CIRCUITS SHALL NOT BE INSTALLED IN THE SAME RACEWAY AS NON-POWER-LIMITED CIRCUITS.ALL 120VAC POWER WIRING SHALL BE INSTALLED IN A DEDICATED RACEWAY. ALL 120VAC POWER CIRCUITRY SHALL BE ROUTED AWAY FROM ALL OTHER POWER LIMITED FIRE ALARM WIRING WITHIN CONTROL CABINET ENCLOSURES.

DEMOLITION NOTES

1. UPON ACCEPTANCE OF THE NEW FIRE ALARM SYSTEM, THE SCOPE OF WORK INCLUDES REMOVING ALL EXISTING EQUIPMENT AND WIRING OF THE EXISTING FIRE ALARM SYSTEM. THE CONTRACTOR IS RESPONSIBLE FOR REPAIRING ALL CONSTRUCTION WHERE EXISTING FIRE ALARM EQUIPMENT AND CONDUIT/BOXES HAVE BEEN REMOVED. WALLS, FLOORS AND CEILINGS SHALL BE PATCHED AND PAINTED TO MATCH THE EXISTING CONDITIONS.
2. EXISTING FIRE ALARM SYSTEM RACEWAY LOCATED IN COMMON AREAS SHALL BE REMOVED AS PART OF THE REMOVAL OF THE EXISTING FIRE ALARM SYSTEM. EXISTING FIRE ALARM SYSTEM RACEWAY LOCATED ABOVE CEILINGS OR IN BACK-OF-HOUSE SPACES SHALL BE PERMITTED TO REMAIN, BUT SHALL BE MARKED AS "SPARE".
3. THE USE OF BLANK COVER PLATES WHERE EXISTING DEVICES AND APPLIANCES ARE REMOVED SHALL ONLY BE PERMITTED IF ACCEPTABLE TO THE OWNER.
4. WHERE DEVICES AND APPLIANCES ARE REMOVED FROM ACOUSTICAL CEILING TILES, THE CONTRACTOR SHALL BE RESPONSIBLE FOR REPLACING THE TILE. REPLACEMENT TILE MAKE AND MODEL SHALL BE COORDINATED WITH THE OWNER.
5. THE DEMOLITION DRAWINGS ARE INTENDED TO ASSIST THE CONTRACTOR, BUT DO NOT SHOW THE FULL EXTENT OF THE DEMOLITION WORK REQUIRED. THE CONTRACTOR SHALL ALLOW FOR VARIANCES IN DEVICE QUANTITIES AND LOCATIONS DEPICTED ON DEMOLITION DRAWINGS AND UNFORESEEN CONDITIONS.
6. THE CONTRACTOR SHALL BE RESPONSIBLE FOR PROTECTING ALL EXISTING CONDITIONS INCLUDING, BUT NOT LIMITED TO: STRUCTURES, CEILINGS, WALLS, EQUIPMENT, UTILITIES, ETC. DAMAGE TO EXISTING CONDITIONS SHALL BE REPAIRED AT NO ADDITIONAL COST TO THE OWNER.

RISER DIAGRAM KEYNOTES

1 PROVIDE 120 VAC WITH DEDICATED FIRE ALARM SYSTEM EQUIPMENT CIRCUIT. CLEARLY LABEL AND PROVIDE BREAKER LOCK ON ALL FIRE ALARM SYSTEM CIRCUIT BREAKERS. PROVIDE A PERMANENT LABEL INSIDE OR ON ALL FIRE ALARM SYSTEM CONTROL EQUIPMENT WHICH INDICATES ITS 120 VAC POWER PANEL LOCATION, DESIGNATION AND BREAKER NUMBER.

2 PROVIDE RECHARGEABLE BATTERIES FOR SECONDARY POWER AND SIZE ACCORDINGLY TO ACCOMMODATE 60-HOURS OF FIRE ALARM STANDBY FOLLOWED BY 15-MINUTES OF ALARM TIME. THE CONTRACTOR IS RESPONSIBLE FOR ANY EXTERNAL BATTERY CABINETS NECESSARY.

FIRE ALARM SEQUENCE OF OPERATIONS MATRIX

SYSTEM INPUTS	ANNUNCIATION AND INDICATION: ACTUATE AGWBS AND REMOTE FIRE ALARM NOTIFICATION APPLIANCES THROUGHOUT BUILDING	ANNUNCIATION AND INDICATION: ACTUATE AGWBS DOOR HOLD-OPEN ALARM INDICATOR AT FACU	ANNUNCIATION AND INDICATION: ACTUATE AGWBS TROUBLE SUPERVISORY INDICATOR AT FACU	ANNUNCIATION AND INDICATION: ACTUATE AGWBS TROUBLE INDICATOR AT FACU	ANNUNCIATION AND INDICATION: PROVIDE SPOKE/CIRCUIT RESOLUTION AT FACU	ANNUNCIATION AND INDICATION: ACTUATE AGWBS NOTIFICATION APPLIANCES ON SELECTED SPEAKER ZONE(S)	OFF PREMISES SIGNAL TRANSMISSION: TRANSMIT ALARM SIGNAL TO PROVIDENCE FIRE DEPARTMENT VIA MASTER BOX #4763	ANCILLARY FUNCTIONS: TRANSFER FIRE ALARM SIGNAL TO EXISTING/NEW SECONDARY POWER	ANCILLARY FUNCTIONS: SHUT DOWN SPECIFIC HVAC UNIT ON DUCT DETECTOR ACTIVATION	ANCILLARY FUNCTIONS: SHUTDOWN ALL SUPPLY AIR HANDLING UNITS GREATER THAN 2,000 CFM	ANCILLARY FUNCTIONS: RELEASE DOOR HOLD-OPEN DEVICES THROUGHOUT BUILDING
ALARM SIGNALS											
MANUAL FIRE ALARM BOX ACTIVATION	●	●		●			●			●	●
AUTOMATIC DETECTION DEVICE ACTIVATION (SMOKE DETECTOR, HEAT DETECTOR, LINEAR HEAT DETECTION)	●	●		●			●			●	●
SUPERVISORY SIGNALS											
DUCT SMOKE DETECTOR ACTIVATION			●	●					●		
EMERGENCY GENERATOR RUNNING CONDITION			●	●							
EMERGENCY GENERATOR FAULT			●	●							
EMERGENCY SWITCH IN NON-AUTOMATIC POSITION			●	●							
TROUBLE SIGNALS											
OPEN CIRCUIT (SEE NOTE 2)				●	●						
CIRCUIT GROUND FAULT (SEE NOTE 1)				●	●						
AC POWER FAILURE (SEE NOTE 1)				●	●				●		●
ADDITIONAL INPUTS											
LIVE VOICE MANUAL PAGE TO SELECTED SPEAKER ZONE(S) (SEE NOTE 3)						●					

NOTE 1: SYSTEM SHALL REMAIN OPERATIONAL DURING FAULT.
NOTE 2: NOTIFICATION APPLIANCE AND SIGNALING LINE CIRCUITS SHALL REMAIN OPERATIONAL.
NOTE 3: LIVE VOICE MANUAL PAGE SHALL TAKE PRIORITY OVER PRE-RECORDED MESSAGES.

SEQUENCE OF OPERATIONS MATRIX

FIRE ALARM SYMBOL LEGEND	
4	ADDRESSABLE RATE OF RISE/FIXED RATE 135 HEAT DETECTOR
190	CONVENTIONAL FIXED RATE HEAT DETECTOR
S	ADDRESSABLE PHOTOELECTRIC SMOKE DETECTOR
S	ADDRESSABLE DUCT SMOKE DETECTOR
D	DETECTION DEVICE
F	ADDRESSABLE DOUBLE-ACTION MANUAL FIRE ALARM BOX
cd	SPEAKER/STROBE NOTIFICATION APPLIANCE - WALL MOUNTED (CANDELA RATING AS NOTED)
cd	SPEAKER/STROBE NOTIFICATION APPLIANCE - CEILING MOUNTED (CANDELA RATING AS NOTED)
	SPEAKER NOTIFICATION APPLIANCE - WALL MOUNTED
C	SPEAKER NOTIFICATION APPLIANCE - CEILING MOUNTED
cd	STROBE NOTIFICATION APPLIANCE - CEILING MOUNTED (CANDELA RATING AS NOTED)
RB	EXTERIOR RED ALARM ALARM BEACON
FACU	FIRE ALARM CONTROL UNIT
MB #4763	MASTER BOX (EXISTING TO REMAIN)
IM	FAULT ISOLATION MODULE
MM	ADDRESSABLE MONITOR MODULE
CM	ADDRESSABLE CONTROL MODULE
DS	FIRE DRILL KEY TEST SWITCH
K	FIRE DEPARTMENT KNOX KEY BOX
RTS	REMOTE TEST SWITCH
– H – H –	PROTECTOWIRE LINEAR HEAT DETECTION
	MAGNETIC DOOR HOLD-OPEN DEVICE
DOC	FIRE ALARM DOCUMENTS CABINET
ANN	LED ANNUNCIATOR PANEL

SUBSCRIPT LEGEND			
CONV	CONVENTIONAL DEVICE	E	EXISTING DEVICE
WP	WEATHER-PROOF	X	EXISTING TO BE DEMOLISHED
AHU	AIR HANDLING UNIT SHUTDOWN	N	NEW DEVICE
DH	MAGNETIC DOOR HOLD-OPEN RELEASE	LHD	LINEAR HEAT DETECTION SUPERVISION
HD	CONV. HEAT DETECTOR SUPERVISION	GEN	EMERGENCY GENERATOR
MPS	CONV. PULL STATION SUPERVISION		

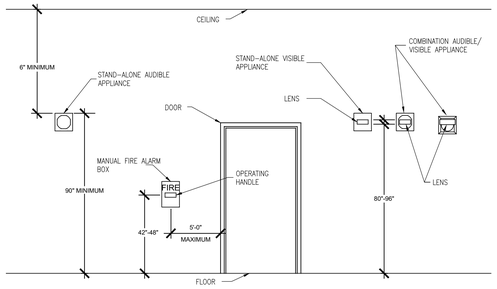

TYPICAL MOUNTING HEIGHT DETAIL FOR WALL-MOUNTED COMPONENTS

SCALE: NOT TO SCALE

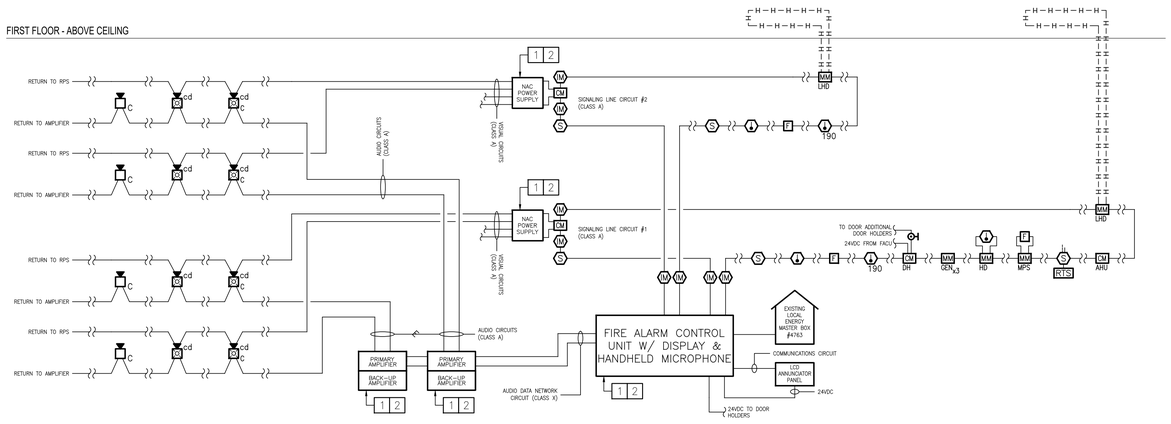

PHASE II CONCEP

SHEET NOTES - DEMO

1. THE SCOPE OF WORK INCLUDES REMOVING ALL EXISTING EQUIPMENT, CONDUIT (WHERE PRACTICAL) AND WIRING OF THE EXISTING SYSTEM. THE CONTRACTOR IS RESPONSIBLE FOR REPAIRING ALL CONSTRUCTION WHERE EXISTING FIRE ALARM EQUIPMENT AND CONDUIT/BOXES HAVE BEEN REMOVED. WALLS, FLOORS AND CEILINGS SHALL BE PATCHED AND PAINTED TO MATCH THE EXISTING CONDITIONS.
2. THE DEMOLITION DRAWINGS ARE INTENDED TO ASSIST THE CONTRACTOR, BUT DO NOT SHOW THE FULL EXTENT OF THE DEMOLITION WORK REQUIRED. THE CONTRACTOR SHALL ALLOW FOR VARIANCES IN DEVICE LOCATIONS AND QUANTITIES DEPICTED ON DEMOLITION DRAWINGS AND UNFORESEEN CONDITIONS.

KEYNOTES - DEMO

1 EXISTING FACU TO REMAIN UNTIL FINAL ACCEPTANCE OF THE SCOPE OF WORK BY THE PROVIDENCE FIRE DEPARTMENT.

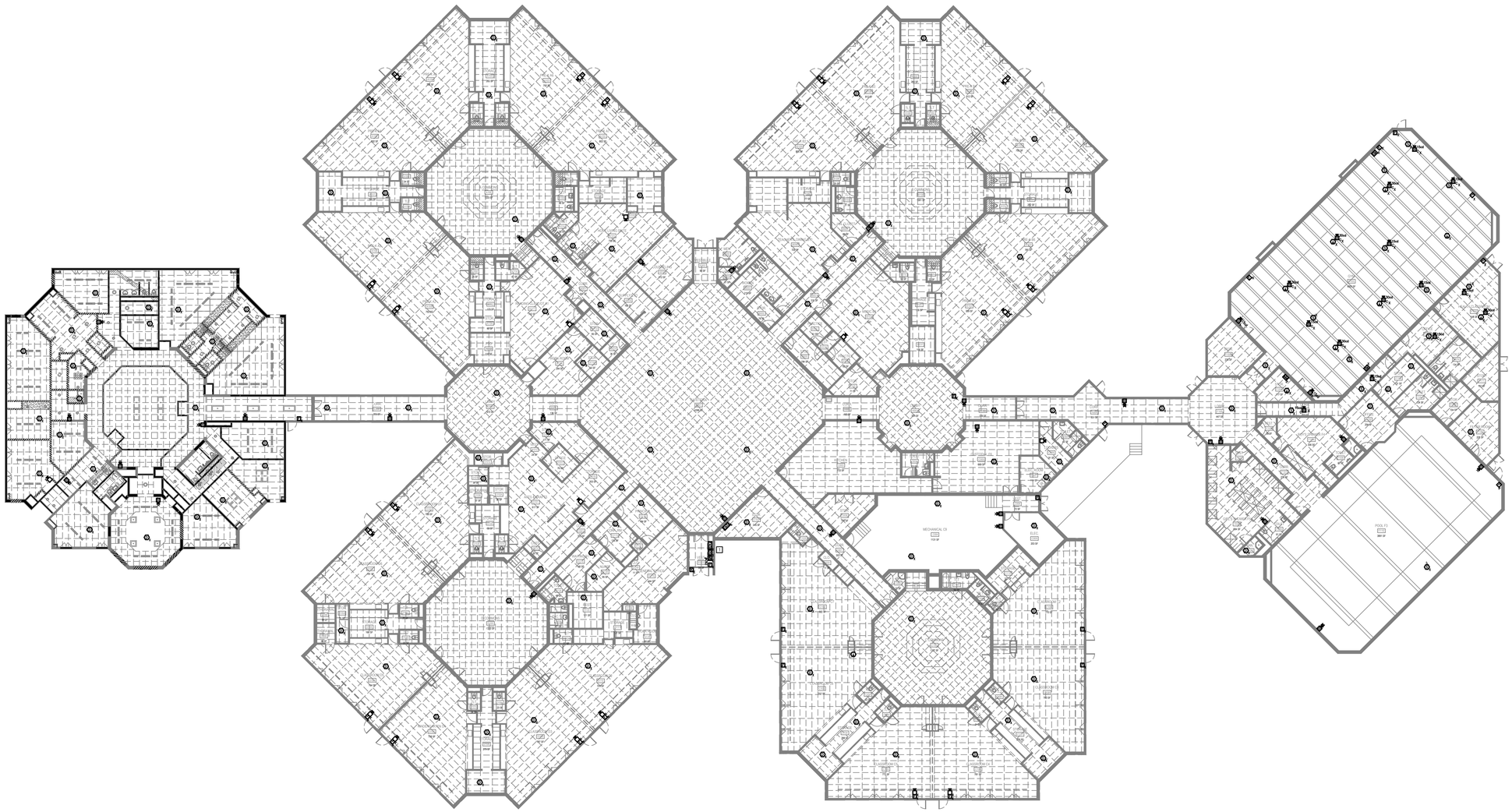

FIRE ALARM DEMOLITION PLAN

SCALE: 1/16" = 1'-0"

STUDIO JAED
ARCHITECTS ■ ENGINEERS ■ FACILITIES SOLUTIONS
Website: www.StudioJAED.com
Email: info@StudioJAED.com

DELAWARE OFFICE
2500 WRANGLE HILL ROAD, STE. 110
BEAR, DELAWARE 19701
P: (302) 832-1652

PROVIDENCE OFFICE
4 IN PROSSET STREET, STE. 403
PROVIDENCE, RHODE ISLAND 02903
P: (401) 648-6884

MARYLAND OFFICE
213 FRONT STREET, P.O. BOX 254
CRUMPTON, MARYLAND 21635

CONSULTANT

JENSEN HUGHES
Advancing the Science of Safety

This drawing is the property of StudioJAED and is prepared for the exclusive use of its clients at the location indicated. No other use is authorized or intended.

ARCHITECT / ENGINEER

JOSEPH SPOKIS
No. 11945
9/19/22
REGISTERED PROFESSIONAL ENGINEER FIRE PROTECTION

PROJECT

CITY OF PROVIDENCE
PROVIDENCE PUBLIC SCHOOLS
RENOVATIONS
AT
PLEASANT VIEW ELEMENTARY SCHOOL
50 OBADIAH BROWN RD
PROVIDENCE, RI 02909

REVISIONS

MARK	DESCRIPTION	DATE
–	–	–

SHEET TITLE

FIRE ALARM DEMOLITION PLAN

BID DOCUMENTS
2022 SEPTEMBER 19

DRAWN	CHK'D	PROJECT NO
ALT	JWS	20041

SHEET NO.

FAD-1.0

THE RECIPIENT OF THESE PLANS BY HARD COPY OR ELECTRONIC TRANSMISSION BY USE THEREOF ACKNOWLEDGES AND AGREES AS FOLLOWS: - THE ELECTRONIC DATA TRANSMITTED (DATA") MAY BE ALTERED DURING TRANSIT AND TRANSLATION. - JAED CORPORATION DOES NOT WARRANT OR MAKE ANY REPRESENTATIONS WITH RESPECT TO THE ACCURACY OF THE DATA. - THE RECIPIENT WILL COMPARE THE DATA WITH AVAILABLE HARD COPIES. - THE RECIPIENT SHALL NOTIFY JAED CORPORATION OF ANY ERRORS THAT IT DISCOVERS IN THE DATA AND INFORMATION ON THE PLANS. - TIME RECEIVED WARRANTS THAT IT WILL NOT REPRODUCE OR OTHERWISE MAKE USE OF THE DATA OR PLANS IN ANY ENDEAVOR NOT DIRECTLY RELATED TO THE PROJECT FOR WHICH IT WAS PROVIDED. - THE RECIPIENT SHALL INDEMNIFY AND HOLD JAED CORPORATION HARMLESS FROM ANY AND ALL CLAIMS, DAMAGES, LIABILITIES AND COSTS OF ANYKIND ARISING OUT OF ANY BREACH THEREOF BY THE RECIPIENT OR ANY PERSON OR ENTITY TO WHOM THE RECIPIENT DISTRIBUTES THE DATA OR ANY ELECTRONIC DATA.

SHEET NOTES

1. ALL MANUAL PULL STATIONS LOCATED IN COMMON AREAS WHICH ARE ACCESSIBLE TO STUDENTS SHALL BE PROVIDED WITH STOPPER II COVERS.

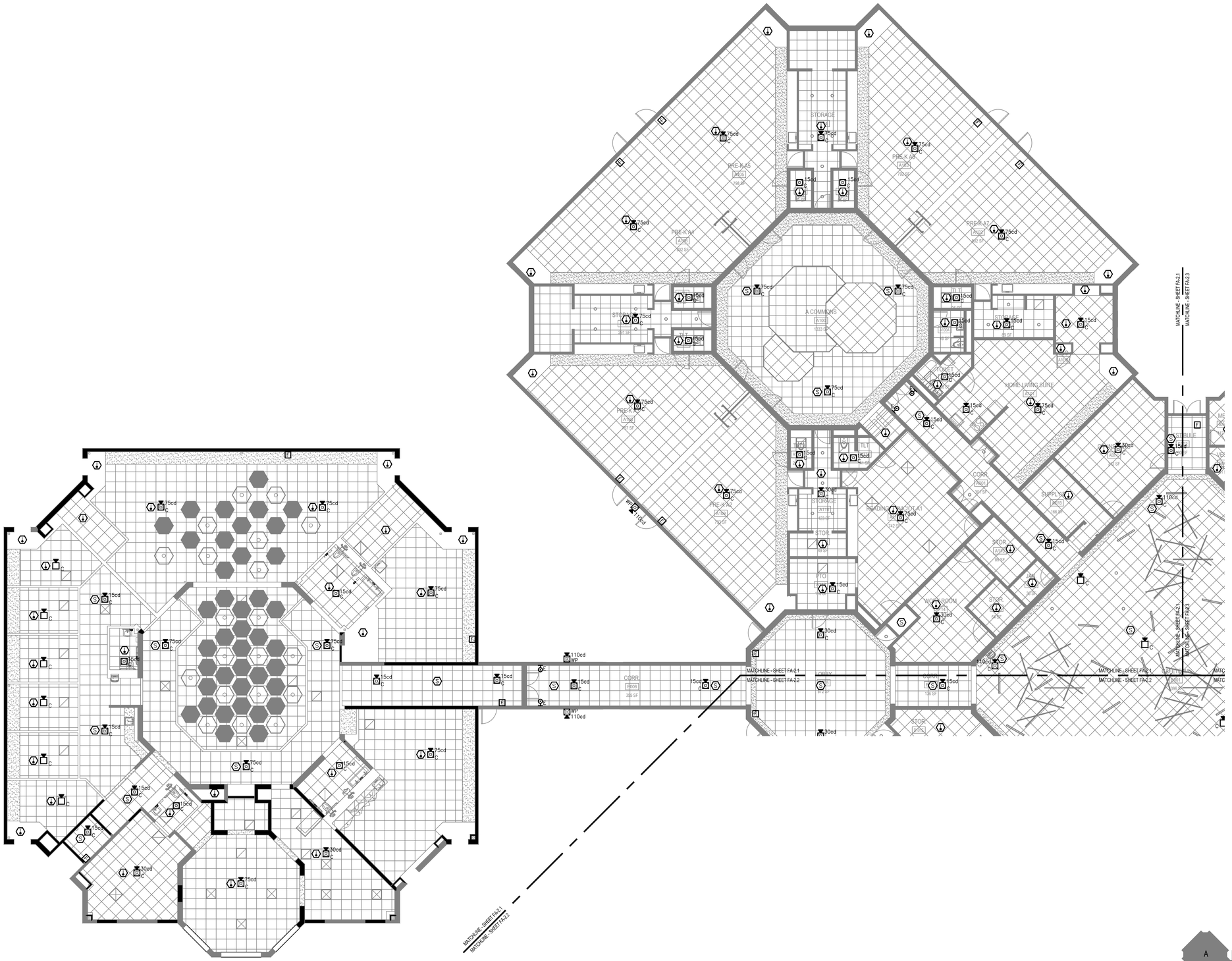

SHEET NOTES

1. ALL MANUAL PULL STATIONS LOCATED IN COMMON AREAS WHICH ARE ACCESSIBLE TO STUDENTS SHALL BE PROVIDED WITH STOPPER II COVERS.

KEYNOTES

1. ALL NOTIFICATIONS APPLIANCES, INITIATING DEVICES, CONTROL DEVICES, AND REMOTE TEST SWITCHES LOCATED IN THE GYMNASIUM SHALL BE PROVIDED WITH GUARDS OR CAGES TO PROTECT FROM INADVERTENT DAMAGE.
2. INITIATING DEVICE CIRCUIT SHALL BE INSTALLED CLASS A IN ACCORDANCE WITH NFPA 72.
3. PROTECTOWIRE MODEL PLR-155R LINEAR HEAT DETECTION SHALL BE INSTALLED THROUGHOUT THE POOL AREA IN ACCORDANCE WITH NFPA 72. THE MANUFACTURERS SPECIFICATIONS AND INSTALLATION GUIDELINES. PROTECTOWIRE SHALL BE FASTENED TO THE UNDERSIDE OF THE DECK, AND IS REQUIRED TO FOLLOW THE CONTOUR OF THE BEAMS IN ACCORDANCE WITH THE MANUFACTURERS INSTRUCTIONS. ALL NON-MESSENGER INSTALLATIONS SHALL HAVE FASTENERS SPACED AT INTERVALS NOT EXCEEDING 10 FEET. LINEAR HEAT DETECTION SHALL BE CONNECTED TO AN ADDRESSABLE MONITOR MODULE AND BE PROVIDED WITH A REMOTE TEST SWITCH WHICH INCLUDES AN ALARM INDICATOR LIGHT.
4. CONTROL RELAY AND REMOTE TEST SWITCH SHALL BE LOCATED IN A WEATHER-PROOF ENCLOSURE TO PROTECT FROM WATER DAMAGE.

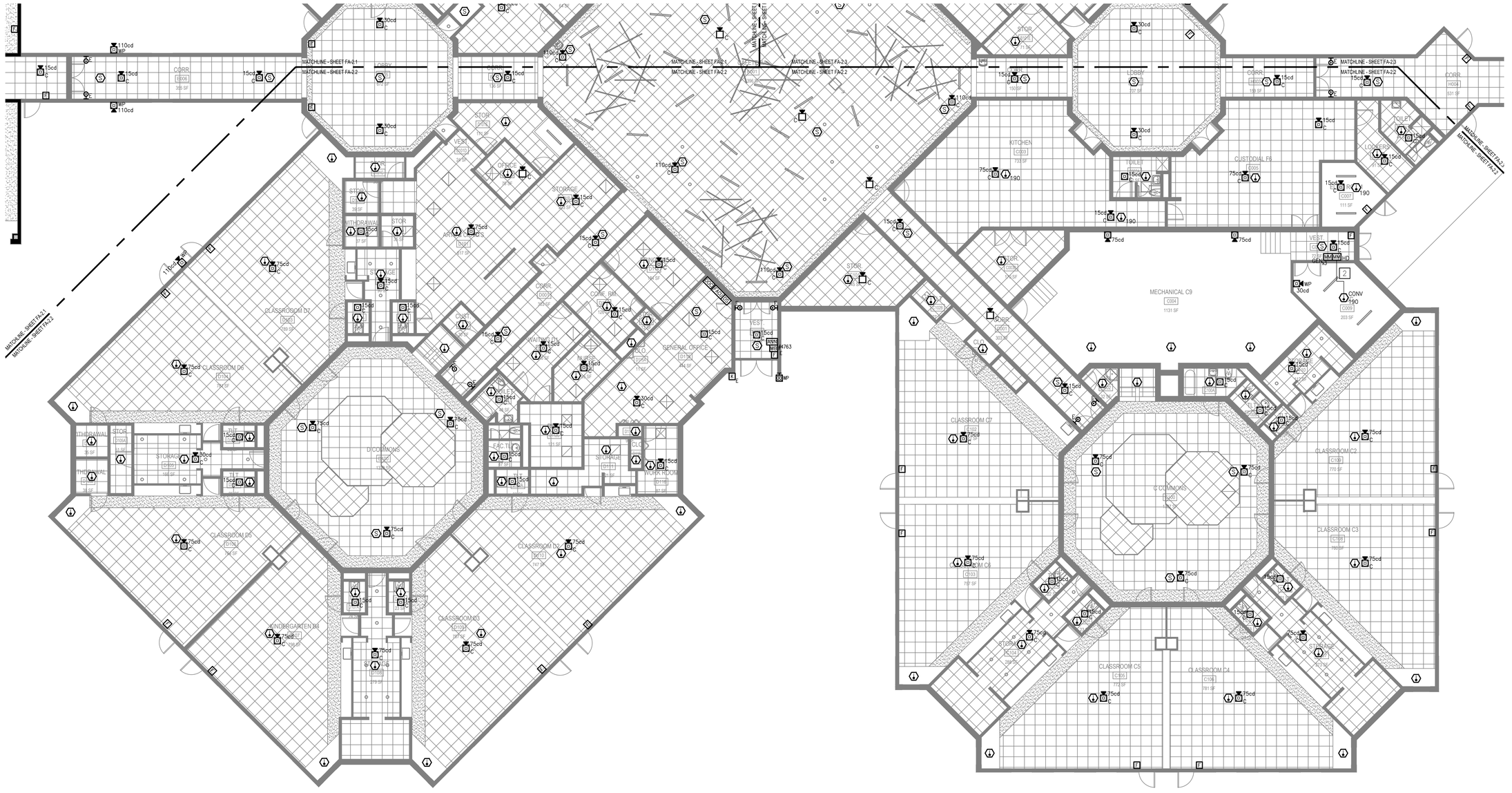

FIRE ALARM PLAN ["C" WING & "D" WING]

SCALE: 1/8" = 1'-0"

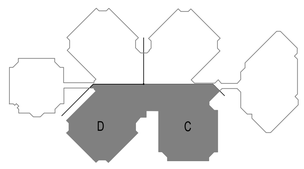

STUDIOJAED
ARCHITECTS ■ ENGINEERS ■ FACILITIES SOLUTIONS
Email: info@StudioJAED.com
Website: www.StudioJAED.com
DELAWARE OFFICE
2 MANCHESTER AVE, SUITE 110
BEAR, DELAWARE 19701
P: (302) 832-1652
PROVIDENCE OFFICE
1 EXCHANGE STREET, STE. 403
PROVIDENCE, RHODE ISLAND 02903
P: (401) 848-8864
MARYLAND OFFICE
3310 MAPLE AVENUE
P.O. BOX 294
CRUMPTON, MARYLAND 21628

CONSULTANT

JENSEN HUGHES
Advancing the Science of Safety

This drawing is the property of StudioJAED and is prepared for the exclusive use of its clients at the location indicated. No other use is authorized or intended.

ARCHITECT / ENGINEER

JOSEPH SPOKIS
No. 11945
3/1/22
REGISTERED PROFESSIONAL ENGINEER
FIRE PROTECTION

PROJECT

CITY OF PROVIDENCE
PROVIDENCE PUBLIC SCHOOLS
RENOVATIONS
AT
PLEASANT VIEW ELEMENTARY SCHOOL
50 OBADIAH BROWN RD
PROVIDENCE, RI 02909

REVISIONS

MARK	DESCRIPTION	DATE
–	–	–

SHEET TITLE

FIRE ALARM PLAN - WINGS "C" & "D"

BID DOCUMENTS
2022 SEPTEMBER 19

DRAWN	CHK'D	PROJECT NO
ALT	JWS	20041

SHEET NO.

FA-2.2

THE DESIGN AND CONCEPTS CONTAINED IN THESE DRAWINGS AND SPECIFICATIONS ARE OWNED BY AND THE EXCLUSIVE PROPERTY OF STUDIO JAED, INC. AND CONSTITUTE ITS ORIGINAL AND UNPUBLISHED WORK CREATED AND DEVELOPED BY STUDIO JAED, INC. FOR USE SPECIFICALLY WITH THIS PROJECT. ALL TITLES, RIGHTS AND INTERESTS IN THE DATA AND INFORMATION ON THE PLANS - THE RECEIVER WARRANTS THAT IT WILL NOT REPRODUCE OR OTHERWISE MAKE USE OF THE DATA OR PLANS IN ANY MANNER NOT DIRECTLY RELATED TO THE PROJECT FOR WHICH IT WAS PROVIDED. THE RECEIVER SHALL MAKE GOOD AND INDEMNIFY ANY ACTION IN A FORUM COURT SUNSET STATE AND CORPORATION WITH RESPECT TO ANY DIRECT ERROR OR OMISSION IN THE DATA. THE RECEIVER AGREES TO THE FULLEST EXTENT PERMITTED BY LAW TO DEFEND, INDEMNIFY AND HOLD HARMLESS BOTH JAED CORPORATION AND ALL CLAIMS, DAMAGES, LOSSES AND EXPENSES, INCLUDING ATTORNEY'S FEES AND COSTS OF DEFENSE, ARISING OUT OF OR RESULTING FROM THE USE OF ELECTRONIC DATA.

THE ASSIGNMENT OF THESE DRAWINGS OR ELECTRONIC TRANSMISSION OF SAID DRAWINGS ARE FOR USE IN CONNECTION WITH THIS PROJECT ONLY AND SHALL NOT BE USED FOR ANY OTHER WORK EXCEPT BY AGREEMENT IN WRITING AND WITH APPROPRIATE COMPENSATION TO THE ARCHITECT. THESE DRAWINGS ARE NOT TO BE LOANED, COPIED OR DISCLOSED TO ANY UNAUTHORIZED PERSONS WITHOUT THE FORMAL PERMISSION OF THE ARCHITECT. ANY UNAUTHORIZED USE, REUSE OR MODIFICATION OF THESE DRAWINGS AND SPECIFICATIONS FOR ANY OTHER PROJECT OR EXTENSION OF THIS PROJECT, EXCEPT BY AGREEMENT IN WRITING AND WITH APPROPRIATE COMPENSATION TO THE ARCHITECT, WILL BE AT THE SOLE RISK OF THE USER AND WITHOUT LIABILITY OR LEGAL EXPOSURE TO THE ARCHITECT. THE USER SHALL INDEMNIFY AND HOLD HARMLESS THE ARCHITECT AND HIS CONSULTANTS AGAINST ALL CLAIMS, LIABILITIES AND COSTS INCLUDING REASONABLE ATTORNEY'S FEES AND COSTS OF DEFENSE ARISING OUT OF ANY REUSE OR MODIFICATION OF THESE DRAWINGS BY THE USER OR BY PERSONS OTHER THAN THE ARCHITECT. THE USER SHALL FURTHER INDEMNIFY THE ARCHITECT AND HIS CONSULTANTS AGAINST ANY LIABILITY RESULTING FROM CHANGES TO THESE DRAWINGS MADE BY ANYONE OTHER THAN THE ARCHITECT OR PERSONS UNDER HIS SUPERVISION OR APPROVED BY HIM.

SHEET NOTES

1. ALL MANUAL PULL STATIONS LOCATED IN COMMON AREAS WHICH ARE ACCESSIBLE TO STUDENTS SHALL BE PROVIDED WITH STOPPER II COVERS.

KEYNOTES

1. ALL NOTIFICATIONS APPLIANCES, INITIATING DEVICES, CONTROL DEVICES, AND REMOTE TEST SWITCHES LOCATED IN THE GYMNASIUM SHALL BE PROVIDED WITH GUARDS OR CAGES TO PROTECT FROM INADVERTENT DAMAGE.
2. INITIATING DEVICE CIRCUIT SHALL BE INSTALLED CLASS A IN ACCORDANCE WITH NFPA 72.
3. PROTECTOWIRE MODEL PLR-155R LINEAR HEAT DETECTION SHALL BE INSTALLED THROUGHOUT THE POOL AREA IN ACCORDANCE WITH NFPA 72, THE MANUFACTURERS SPECIFICATIONS AND INSTALLATION GUIDELINES. PROTECTOWIRE SHALL BE FASTENED TO THE UNDERSIDE OF THE DECK, AND IS REQUIRED TO FOLLOW THE CONTOUR OF THE BEAMS IN ACCORDANCE WITH THE MANUFACTURERS INSTRUCTIONS. ALL NON-MESSENGER INSTALLATIONS SHALL HAVE FASTENERS SPACED AT INTERVALS NOT EXCEEDING 10 FEET. LINEAR HEAT DETECTION SHALL BE CONNECTED TO AN ADDRESSABLE MONITOR MODULE AND BE PROVIDED WITH A REMOTE TEST SWITCH WHICH INCLUDES AN ALARM INDICATOR LIGHT.
4. CONTROL RELAY AND REMOTE TEST SWITCH SHALL BE LOCATED IN A WEATHER-PROOF ENCLOSURE TO PROTECT FROM WATER DAMAGE.

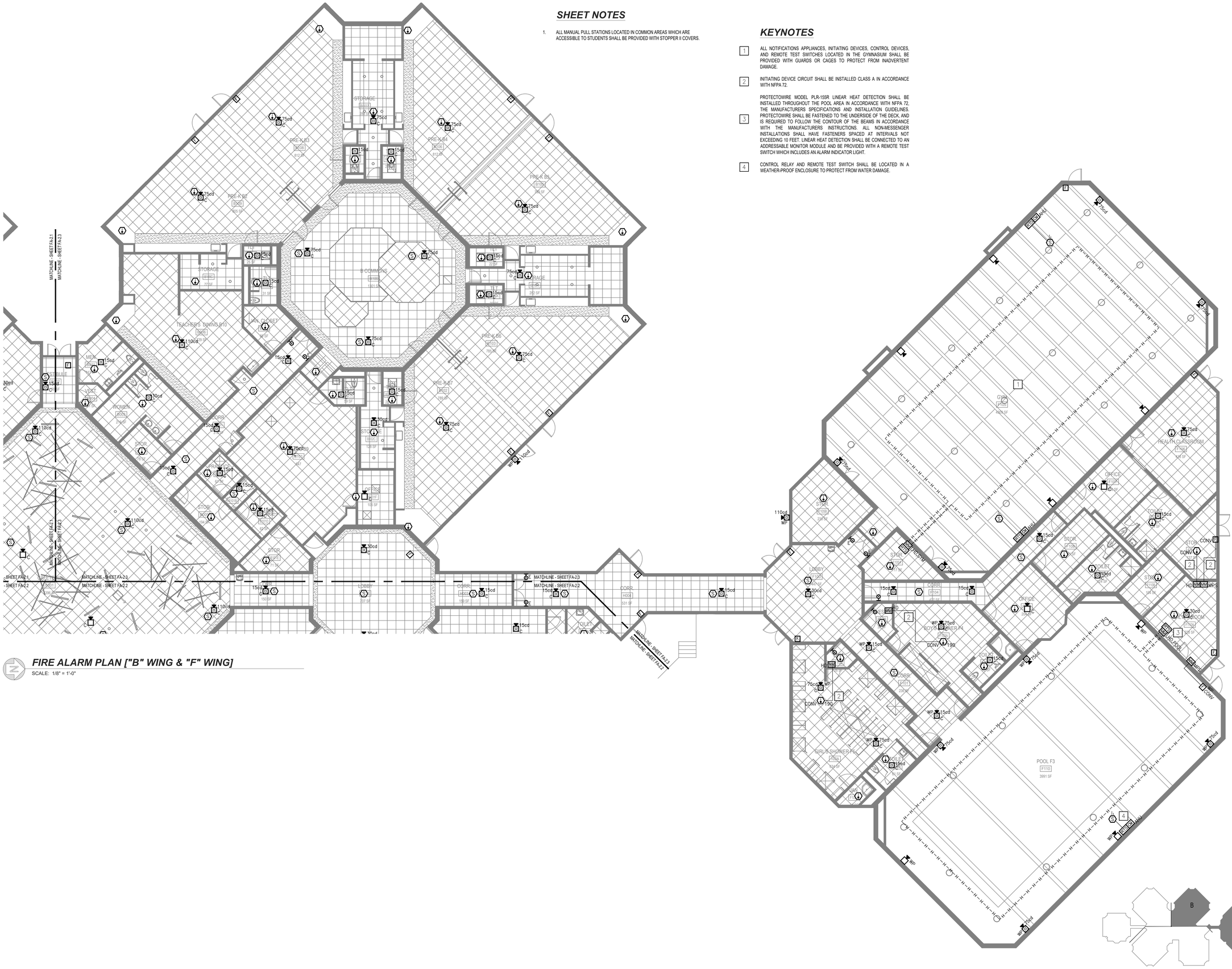

FIRE ALARM PLAN ["B" WING & "F" WING]

SCALE: 1/8" = 1'-0"

STUDIOJAED
ARCHITECTS ■ ENGINEERS ■ FACILITIES SOLUTIONS
Email: info@StudioJAED.com
Website: www.StudioJAED.com

DELAWARE OFFICE
2 MANCHESTER BLVD, BLDG. 110
BEAR, DELAWARE 19701
P: (302) 832-1052

PROVIDENCE OFFICE
ONE TURKS HEAD PLACE, STE. 403
PROVIDENCE, RHODE ISLAND 02903
P: (401) 848-0884

MARYLAND OFFICE
2 NATIONAL AVENUE, P.O. BOX 254
CRUMPTON, MARYLAND 21625

CONSULTANT

JENSEN HUGHES
Advancing the Science of Safety

This drawing is the property of StudioJAED and is prepared for the exclusive use of its clients at the location indicated. No other use is authorized or intended.

ARCHITECT / ENGINEER

JOSEPH SPOKIS
No. 11945
9/1/22
REGISTERED PROFESSIONAL ENGINEER
FIRE PROTECTION

PROJECT

CITY OF PROVIDENCE
PROVIDENCE PUBLIC SCHOOLS
RENOVATIONS
AT
PLEASANT VIEW ELEMENTARY SCHOOL
50 OBADIAH BROWN RD
PROVIDENCE, RI 02909

REVISIONS

MARK	DESCRIPTION	DATE
–	–	–

SHEET TITLE

FIRE ALARM PLAN - WINGS "B" & "F"

BID DOCUMENTS
2022 SEPTEMBER 19

DRAWN	CHK'D	PROJECT NO
ALT	JWS	20041

SHEET NO.

FA-2.3

SHEET NOTES - ABOVE CLG

1. LINEAR HEAT DETECTION SPACING AT RIGHT ANGLES TO THE DRIECTION OF BEAM TRAVEL SHALL NOT EXCEED TWO-THIRDS OF THE SMOOTH CEILING SPACING.

KEYNOTES - ABOVE CLG

1 PROTECTOWIRE MODEL PLR-190R LINEAR HEAT DETECTION SHALL BE INSTALLED THROUGHOUT THE ACCESSIBLE SPACES LOCATED ABOVE SUSPENDED ACOUSTICAL CEILINGS IN ACCORDANCE WITH NFPA 72, THE MANUFACTURERS SPECIFICATIONS AND INSTALLATION GUIDELINES. PROTECTOWIRE SHALL BE LOCATED ON THE CEILING OR ON THE SIDEWALLS WITHIN 20 INCHES OF THE CEILING. ALL NON-MESSENGER INSTALLATIONS SHALL HAVE FASTENERS SPACED AT INTERVALS NOT EXCEEDING 10 FEET. LINEAR HEAT DETECTION SHALL BE CONNECTED TO AN ADDRESSABLE MONITOR MODULE AND BE PROVIDED WITH A REMOTE TEST SWITCH WHICH INCLUDES AN ALARM INDICATOR LIGHT. PROTECTOWIRE LOOP LENGTH SHALL NOT EXCEED 689 FEET WHEN USING A STANDARD MONITOR MODULE WITH A MAXIMUM IDC WIRING RESISTANCE OF 40 OHMS.

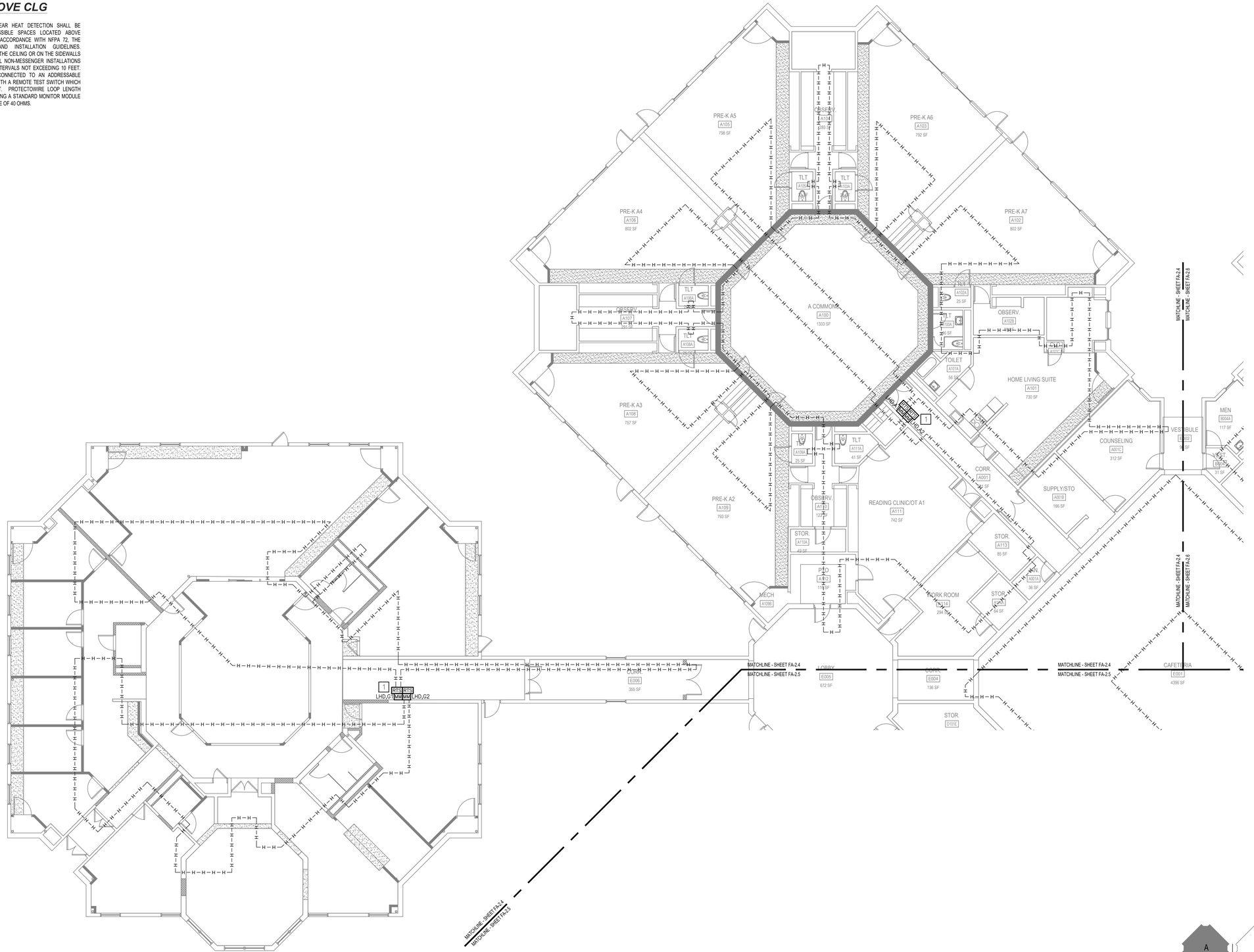

ABOVE CEILING FIRE ALARM PLAN ["A" WING & "G" WING]

SCALE: 1/8" = 1'-0"

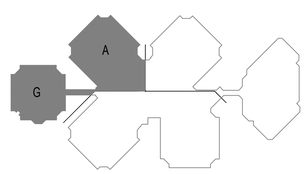

STUDIOJAED
ARCHITECTS ■ ENGINEERS ■ FACILITIES SOLUTIONS
Email: info@StudioJAED.com
Website: www.StudioJAED.com
MARYLAND OFFICE
2114 PUTTY HILL AVE. SUITE 403
BALTIMORE, MARYLAND 21286
PROVIDENCE OFFICE
ONE DAVOL SQUARE, SUITE 403
PROVIDENCE, RHODE ISLAND 02903
P: (401) 648-0884
DELAWARE OFFICE
2961 CENTERVILLE ROAD, STE. 110
WILMINGTON, DELAWARE 19808
BEAR, DELAWARE 19701
P: (302) 832-1622

CONSULTANT

JENSEN HUGHES
Advancing the Science of Safety

This drawing is the property of StudioJAED and is prepared for the exclusive use of its clients at the location indicated. No other use is authorized or intended.

ARCHITECT / ENGINEER

JOSEPH SPOKIS
No. 11945
9/1/22
REGISTERED PROFESSIONAL ENGINEER
FIRE PROTECTION

PROJECT

CITY OF PROVIDENCE
PROVIDENCE PUBLIC SCHOOLS
RENOVATIONS
AT
PLEASANT VIEW ELEMENTARY SCHOOL
50 OBADIAH BROWN RD
PROVIDENCE, RI 02909

REVISIONS

MARK	DESCRIPTION	DATE
–	–	–

SHEET TITLE

FIRE ALARM ABOVE CEILING PLAN - WINGS "A" & "G"

BID DOCUMENTS
2022 SEPTEMBER 19

DRAWN	CHK'D	PROJECT NO
ALT	JWS	20041

SHEET NO.

FA-2.4

THE ARCHITECT OF RECORD AND THE ENGINEER OF RECORD HAVE PREPARED THESE CONSTRUCTION DOCUMENTS (CD'S) IN ACCORDANCE WITH THE STANDARD OF CARE AS ESTABLISHED BY THE LAWS OF THE STATE OF RHODE ISLAND. THE ELECTRONIC DATA TRANSMITTED IS NOT A CONTRACT DOCUMENT AND IS NOT TO BE USED AS SUCH

SHEET NOTES - ABOVE CLG

1. LINEAR HEAT DETECTION SPACING AT RIGHT ANGLES TO THE DRIECTION OF BEAM TRAVEL SHALL NOT EXCEED TWO-THIRDS OF THE SMOOTH CEILING SPACING.

KEYNOTES - ABOVE CLG

1 PROTECTOWIRE MODEL PLR-190R LINEAR HEAT DETECTION SHALL BE INSTALLED THROUGHOUT THE ACCESSIBLE SPACES LOCATED ABOVE SUSPENDED ACOUSTICAL CEILINGS IN ACCORDANCE WITH NFPA 72, THE MANUFACTURERS SPECIFICATIONS AND INSTALLATION GUIDELINES. PROTECTOWIRE SHALL BE LOCATED ON THE CEILING OR ON THE SIDEWALLS WITHIN 20 INCHES OF THE CEILING. ALL NON-MESSENGER INSTALLATIONS SHALL HAVE FASTENERS SPACED AT INTERVALS NOT EXCEEDING 10 FEET. LINEAR HEAT DETECTION SHALL BE CONNECTED TO AN ADDRESSABLE MONITOR MODULE AND BE PROVIDED WITH A REMOTE TEST SWITCH WHICH INCLUDES AN ALARM INDICATOR LIGHT. PROTECTOWIRE LOOP LENGTH SHALL NOT EXCEED 689 FEET WHEN USING A STANDARD MONITOR MODULE WITH A MAXIMUM IDC WIRING RESISTANCE OF 40 OHMS.

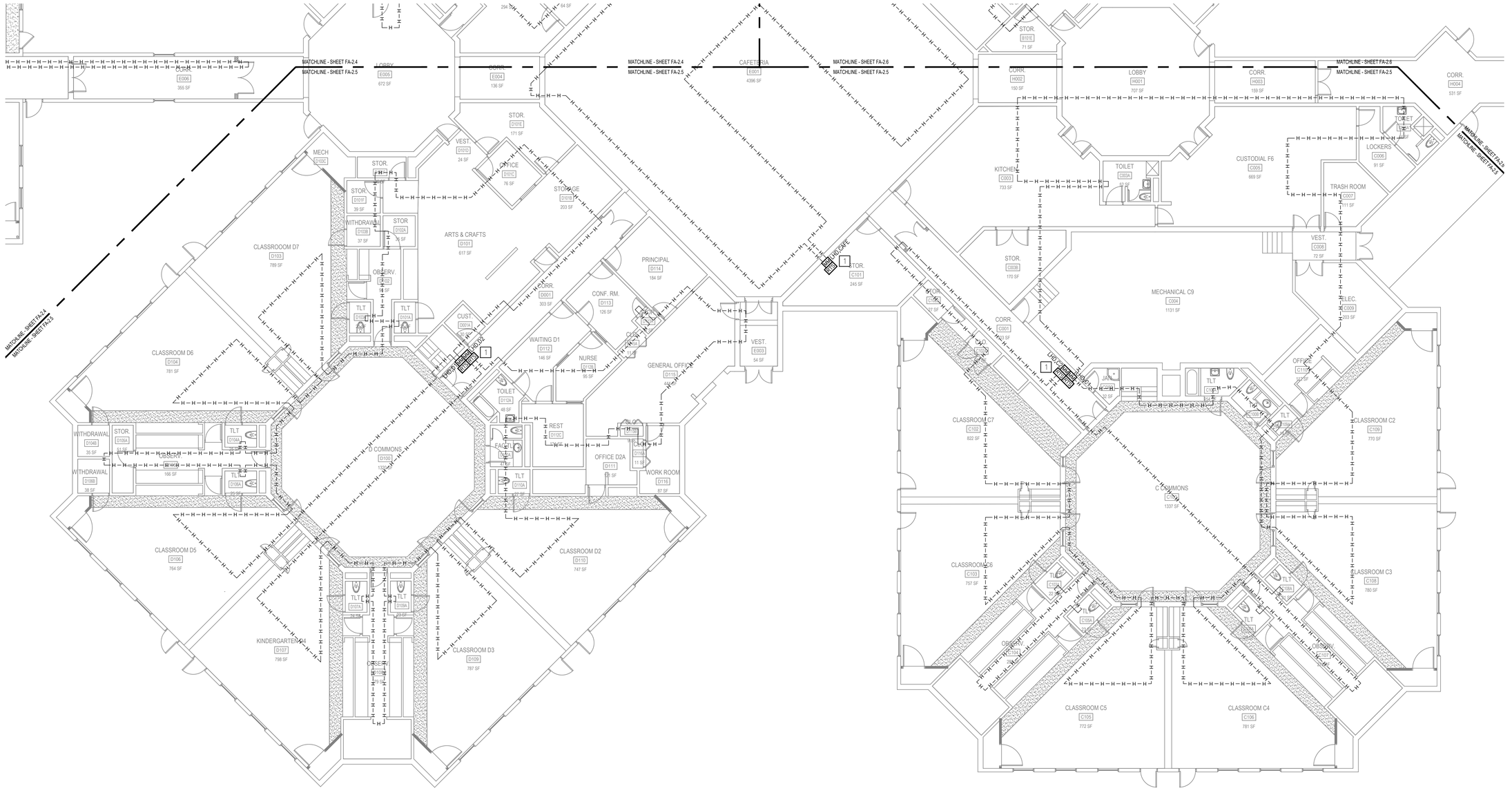
MATCHLINE - SHEET FA-2.4
MATCHLINE - SHEET FA-2.5
MATCHLINE - SHEET FA-2.6
MATCHLINE - SHEET FA-2.3
LOBBY E005 672 SF
CORR. E004 136 SF
CAFETERIA E001 4396 SF
VEST. E003 54 SF
CORR. H002 150 SF
LOBBY H001 707 SF
CORR. H003 159 SF
CORR. H004 531 SF
STOR. B101E 71 SF
TOILET C003A 58 SF
KITCHEN C003 733 SF
CUSTODIAL F6 C005 669 SF
TOILET C006 58 SF
LOCKERS C006 91 SF
TRASH ROOM C007 111 SF
VEST. C008 72 SF
ELEC. C009 203 SF
MECHANICAL C9 C004 1131 SF
STOR. C003B 170 SF
STOR. C002 47 SF
CORR. C001 1403 SF
MECH D103C
STOR. D101E 171 SF
VEST. D101D 24 SF
OFFICE D101C 76 SF
STORAGE D101B 203 SF
STOR. D101F 39 SF
WITHDRAWAL D103B 37 SF
STOR D102A 34 SF
CLASSROOM D7 D103 789 SF
ARTS & CRAFTS D101 617 SF
OBSERV. D102 44 SF
TLT D102B
TLT D101A
CORR. D001 303 SF
CUST. D002
PRINCIPAL D114 184 SF
CONF. RM. D113 126 SF
WAITING D1 D112 146 SF
NURSE D112B 95 SF
VEST. E003 54 SF
GENERAL OFFICE D113 140 SF
TOILET D110A 48 SF
REST D112C
FAC. D112A 27 SF
TLT D110A 27 SF
OFFICE D2A D111 126 SF
WORK ROOM D116 97 SF
D COMMONS D100 1321 SF
WITHDRAWAL D104B 35 SF
STOR D105A 41 SF
WITHDRAWAL D108B 38 SF
TLT D104A
TLT D106A
CLASSROOM D6 D104 781 SF
CLASSROOM D5 D106 764 SF
CLASSROOM D2 D110 747 SF
KINDERGARTEN D4 D107 798 SF
CLASSROOM D3 D109 787 SF
TLT D107A
TLT D108A
CLASSROOM C7 C102 822 SF
C COMMONS C104 1337 SF
CLASSROOM C6 C103 757 SF
CLASSROOM C2 C109 770 SF
CLASSROOM C3 C108 780 SF
CLASSROOM C5 C105 772 SF
CLASSROOM C4 C106 781 SF
OFFICE C110 122 SF
TLT C107
TLT C108A
TLT C108B
TLT C104A
TLT C104B
OBSERV. C110A
OBSERV. C107A
1 HR CONSTRUCTION
1 HR CONSTRUCTION
1 HR CONSTRUCTION

SHEET NOTES - ABOVE CLG

1. LINEAR HEAT DETECTION SPACING AT RIGHT ANGLES TO THE DIRECTION OF BEAM TRAVEL SHALL NOT EXCEED TWO-THIRDS OF THE SMOOTH CEILING SPACING.

KEYNOTES - ABOVE CLG

1 PROTECTOWIRE MODEL PLR-190R LINEAR HEAT DETECTION SHALL BE INSTALLED THROUGHOUT THE ACCESSIBLE SPACES LOCATED ABOVE SUSPENDED ACOUSTICAL CEILINGS IN ACCORDANCE WITH NFPA 72, THE MANUFACTURERS SPECIFICATIONS AND INSTALLATION GUIDELINES. PROTECTOWIRE SHALL BE LOCATED ON THE CEILING OR ON THE SIDEWALLS WITHIN 20 INCHES OF THE CEILING. ALL NON-MESSENGER INSTALLATIONS SHALL HAVE FASTENERS SPACED AT INTERVALS NOT EXCEEDING 10 FEET. LINEAR HEAT DETECTION SHALL BE CONNECTED TO AN ADDRESSABLE MONITOR MODULE AND BE PROVIDED WITH A REMOTE TEST SWITCH WHICH INCLUDES AN ALARM INDICATOR LIGHT. PROTECTOWIRE LOOP LENGTH SHALL NOT EXCEED 689 FEET WHEN USING A STANDARD MONITOR MODULE WITH A MAXIMUM IDC WIRING RESISTANCE OF 40 OHMS.

2 SEE FA-2.3 FOR FIRE ALARM DETECTION AND NOTIFICATION IN THIS LOCATION.

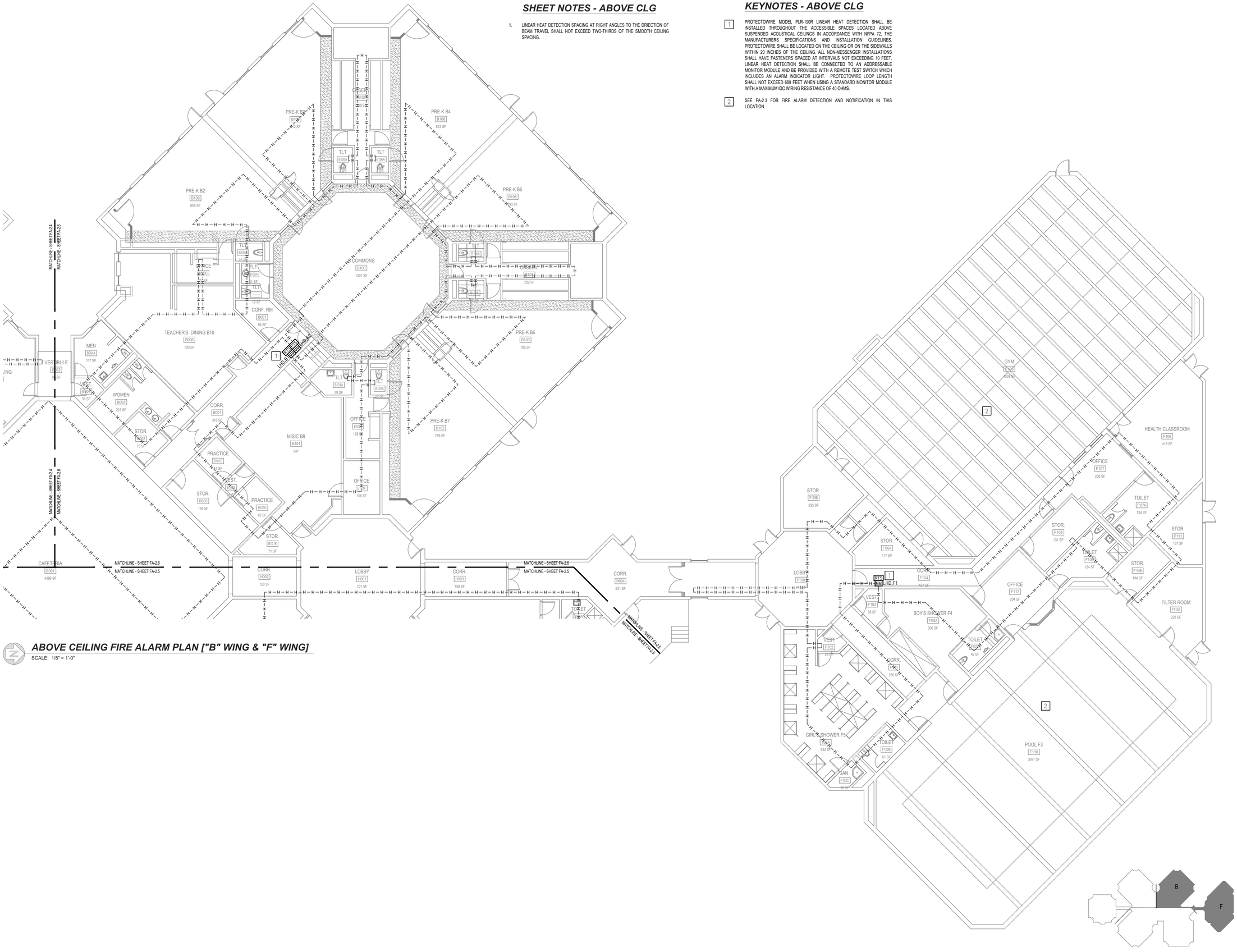

ABOVE CEILING FIRE ALARM PLAN ["B" WING & "F" WING]

SCALE: 1/8" = 1'-0"

STUDIOJAED
ARCHITECTS ■ ENGINEERS ■ FACILITIES SOLUTIONS
Email: info@StudioJAED.com
Website: www.StudioJAED.com

DELAWARE OFFICE
4 DENBIGH HALL, BLUE ROAD, STE. 110
BEAR, DELAWARE 19701
P: (302) 832-1652

PROVIDENCE OFFICE
40 WESTMINSTER STREET, STE. 403
PROVIDENCE, RHODE ISLAND 02903
P: (401) 648-8884

MARYLAND OFFICE
P.O. BOX 254
CRUMPTON, MARYLAND 216265

CONSULTANT

JENSEN HUGHES
Advancing the Science of Safety

This drawing is the property of StudioJAED and is prepared for the exclusive use of its clients at the location indicated. No other use is authorized or intended.

ARCHITECT / ENGINEER:

JOSEPH SPOKIS
No. 11945
REGISTERED PROFESSIONAL ENGINEER FIRE PROTECTION

PROJECT

CITY OF PROVIDENCE
PROVIDENCE PUBLIC SCHOOLS
RENOVATIONS
AT
PLEASANT VIEW ELEMENTARY SCHOOL
50 OBADIAH BROWN RD
PROVIDENCE, RI 02909

REVISIONS

MARK	DESCRIPTION	DATE
–	–	–

SHEET TITLE

FIRE ALARM ABOVE CEILING PLAN - WINGS "B" & "F"

BID DOCUMENTS
2022 SEPTEMBER 19

DRAWN	CHK'D	PROJECT NO
ALT	JWS	20041

SHEET NO.

FA-2.6

THE ARCHITECT OR ENGINEER WHOSE SEAL APPEARS ON THESE DRAWINGS AND SPECIFICATIONS HAS PREPARED THEM OR HAS SUPERVISED THEIR PREPARATION AND IS RESPONSIBLE FOR THEIR CONTENT. THESE ELECTRONIC DATA TRANSMITTED DO NOT MEET ALL CODES CURRENT AND / OR APPLICABLE. ENGINEER'S INTENDED USE OF THE DATA IS FOR PLANS IN ANY ENDEAVOR NOT DIRECTLY RELATED TO THE PROJECT FOR WHICH IT WAS PRODUCED. THE RECIPIENT SHALL MAKE NO CLAIM OR INITIATE ANY ACTION IN LAW OR EQUITY AGAINST STAHLY AND CORPORATION WITH RESPECT TO ANY DEFECT IN OR OMISSION CONTAINED IN THE DATA. THE RECIPIENT AGREES TO INDEMNIFY AND HOLD HARMLESS STAHLY AND CORPORATION FROM AND AGAINST ALL CLAIMS, DAMAGES, LIABILITIES AND COSTS (INCLUDING REASONABLE ATTORNEY'S FEES AND COSTS OF DEFENSE) ARISING OUT OF OR RESULTING FROM THE USE OF ELECTRONIC DATA.

DOWNES CONSTRUCTION COMPANY

Providence Public School District
Pleasant View Elementary School Project
Pre-Bid Walkthrough

PRE-BID SIGN-IN SHEET September 21, 2022

NAME	COMPANY	PHONE	EMAIL
Calvin Matthews	GKBANG		cmatthews@gilbanco.com
Steve Marsocci	HSI	401-724-2600	Smarsocci@hsiconstruction.com
Ed Beauvais	McKenna Roofing	401-727-0020	ed@mckennaroofing.com
Justin Smith	McKenna	—	justin@patrickjmckennaroofing.com
Anthony DePasquale	ADS	401-465-1452	ADEPASQUALE@ADSCONST.COM
John Salzillo	H.V. Collins	774 451-5544	JSALZILLO@HVCOLLINS.COM
~~Jared~~ Wasserman	Dimeo Const.	401-330-2228	JWASSERMAN@DIMEO.COM
William Hunter	Maron Construction	401-272-4930	Whunter@MARONCO.COM
Jim Plante	Ahlborg Const	401-681-4949	JPLANTE@AHLBORG.COM
Tom Donatelli	Agostini	401-431-1200	TDonatelli@BaconConstruction.com
Jon Miles	O&G	860-491-4105	jonathanmiles@ogind.com
Peter Kazarian	PPSD	401-212-4537	PeterKazarian@PPSD.ORG
Rick Colavecchio	Studio Jaco	401-215-7364	Colavecchio@StudioJaco.Com