



**BOARD OF CONTRACT AND SUPPLY  
CITY OF PROVIDENCE, RHODE ISLAND**

# **REQUEST FOR PROPOSALS**

**Item Description: WALKWAY IMPROVEMENTS AT CORLISS PARK**

**Date to be opened: MONDAY, DECEMBER 19, 2022**

**Issuing Department: PARKS**

## **QUESTIONS**

- Please direct questions relative to the bidding process, how to fill out forms, and how to submit a bid (Pages 1-8) to Purchasing Agent Liza Perez.
  - Phone: (401) 680-5264
  - Email: [lperez@providenceri.gov](mailto:lperez@providenceri.gov)
    - Please use the subject line “RFP Question”
- Please direct questions relative to the Minority and Women’s Business Enterprise Program and the corresponding forms (Pages 9-13) to the MBE/WBE Outreach Director for the City of Providence, Grace Diaz
  - Phone: (401) 680-5766
  - Email: [gdiaz@providenceri.gov](mailto:gdiaz@providenceri.gov)
    - Please use subject line “MBE WBE Forms”
- Please direct questions relative to the specifications outlined (beginning on page 14) to the issuing department’s subject matter expert:
  - Sam Greenwood, Landscape Architect
  - [sgreenwood@providenceri.gov](mailto:sgreenwood@providenceri.gov)

## **Pre-bid Conference**

**A Non-Mandatory Pre-Bid Conference will be held on site – 30 Corina St, Providence, RI – on Tuesday December 6<sup>th</sup>, 2022, at 11 AM.**



**BOARD OF CONTRACT AND SUPPLY  
CITY OF PROVIDENCE, RHODE ISLAND**

**INSTRUCTIONS FOR SUBMISSION**

Bids may be submitted up to **2:15 P.M.** on the above meeting date at the **Department of the City Clerk, Room 311, City Hall, 25 Dorrance Street, Providence.** At 2:15 P.M. all bids will be publicly opened and read at the Board of Contract Meeting in the City Council Chambers, on the 3<sup>rd</sup> floor of City Hall.

- Bidders must submit **2 copies** of their bid in sealed envelopes or packages labeled with the captioned **Item Description** and the **City Department to which the RFP and bid are related and must include the company name and address on the envelope as well.** (On page 1).
- If required by the Department, please keep the original bid bond and check in only one of the envelopes.
- Communications to the Board of Contract and Supply that are not competitive sealed bids (i.e. product information/samples) should have **"NOT A BID"** written on the envelope or wrapper.
- Only use form versions and templates included in this RFP. If you have an old version of a form do not recycle it for use in this bid.
- The bid envelope and information relative to the bid must be addressed to:

**Board of Contract and Supply  
Department of the City Clerk – City Hall, Room 311  
25 Dorrance Street  
Providence, RI 02903**

**\*\*PLEASE NOTE:** This bid may include details regarding information that you will need to provide (such as proof of licenses) to the issuing department before the formalization of an award.

*This information is **NOT** requested to be provided in your initial bid by design.*

**All bids submitted to the City Clerk become public record.** Failure to follow instructions could result in information considered private being posted to the city's Open Meetings Portal and made available as a public record. The City has made a conscious effort to avoid the posting of sensitive information on the City's Open Meetings Portal, by requesting that such sensitive information be submitted to the issuing department only at their request.



**BOARD OF CONTRACT AND SUPPLY  
CITY OF PROVIDENCE, RHODE ISLAND**

**BID PACKAGE CHECKLIST**

Digital forms are available in the City of Providence Purchasing Department Office or online at

**<http://www.providenceri.gov/purchasing/how-to-submit-a-bid/>**

The bid package **MUST** include the following, in this order:

- Bid Form 1: Bidder's Blank as the cover page/ 1<sup>st</sup> page (*see page 6 of this document*)
- Bid Form 2: Certification of Bidder as 2<sup>nd</sup> page (*see page 7 of this document*)
- Bid Form 3: Certificate Regarding Public Records (*see page 8 of this document*)
- Forms from the Minority and Women Business Enterprise Program: Based on Bidder Category. *See forms and instructions enclosed (pages 9-13) or on: <https://www.providenceri.gov/purchasing/minority-women-owned-business-mbewbe-procurement-program/>*

**\*Please note: MBE/WBE forms must be completed for EVERY bid submitted and must be inclusive of ALL required signatures. Forms without all required signatures will be considered incomplete.**

- Bidder's Proposal/Packet: Formal response to the specifications outlined in this RFP, including pricing information and details related to the good(s) or service(s) being provided. Please be mindful of formatting responses as requested to ensure clarity.
- Financial Assurance, *if requested* (as indicated on page 5 of this document under "Bid Terms")

**All of the above listed documents are REQUIRED.** (With the exception of financial assurances, which are only required if specified on page 5.)

***\*\*\*Failure to meet specified deadlines, follow specific submission instructions, or enclose all required documents with all applicable signatures will result in disqualification, or in an inability to appropriately evaluate bids.***



**BOARD OF CONTRACT AND SUPPLY**  
**CITY OF PROVIDENCE, RHODE ISLAND**

**NOTICE TO VENDORS**

1. The Board of Contract and Supply will make the award to the lowest qualified and responsible bidder.
2. In determining the lowest responsible bidder, cash discounts based on preferable payment terms will not be considered.
3. Where prices are the same, the Board of Contract and Supply reserves the right to award to one bidder, or to split the award.
4. No proposal will be accepted if the bid is made in collusion with any other bidder.
5. Bids may be submitted on an "equal in quality" basis. The City reserves the right to decide equality. Bidders must indicate brand or the make being offered and submit detailed specifications if other than brand requested.
6. A bidder who is an out-of-state corporation shall qualify or register to transact business in this State, in accordance with the Rhode Island Business Corporation Act, RIGL Sec. 7-1.2-1401, et seq.
7. The Board of Contract and Supply reserves the right to reject any and all bids.
8. Competing bids may be viewed in person at the Department of the City Clerk, City Hall, Providence, immediately upon the conclusion of the formal Board of Contract and Supply meeting during which the bids were unsealed/opened. Bids may also be accessed electronically on the internet via the City's Open Meetings Portal.
9. As the City of Providence is exempt from the payment of Federal Excise Taxes and Rhode Island Sales Tax, prices quoted are not to include these taxes.
10. In case of error in the extension of prices quoted, the unit price will govern.
11. The contractor will **NOT** be permitted to: a) assign or underlet the contract, or b) assign either legally or equitably any monies or any claim thereto without the previous written consent of the City Purchasing Director.
12. Delivery dates must be shown in the bid. If no delivery date is specified, it will be assumed that an immediate delivery from stock will be made.
13. A certificate of insurance will normally be required of a successful vendor.
14. For many contracts involving construction, alteration and/or repair work, State law provisions concerning payment of prevailing wage rates apply (RIGL Sec. 37-13-1 et seq.)
15. No goods should be delivered, or work started without a Purchase Order.
16. **Submit 2 copies of the bid to the City Clerk, unless the specification section of this document indicates otherwise.**
17. Bidder must certify that it does not unlawfully discriminate on the basis of race, color, national origin, gender, gender identity or expression, sexual orientation and/or religion in its business and hiring practices and that all of its employees are lawfully employed under all applicable federal, state and local laws, rules and regulations. (See Bid Form 2.)



**BOARD OF CONTRACT AND SUPPLY  
CITY OF PROVIDENCE, RHODE ISLAND**

**BID TERMS**

1. Financial assurances may be required in order to be a successful bidder for Commodity or Construction and Service contracts. If either of the first two checkboxes below is checked, the specified assurance must accompany a bid, or the bid will not be considered by the Board of Contract and Supply. The third checkbox indicates the lowest responsible bidder will be contacted and required to post a bond to be awarded the contract.
  - a) ☐ A certified check for \$\_\_\_\_\_ must be deposited with the City Clerk as a guarantee that the Contract will be signed and delivered by the bidder.
  - b) ☐ A bid bond in the amount of \_\_\_\_\_ per centum (%) of the proposed total price, must be deposited with the City Clerk as a guarantee that the contract will be signed and delivered by the bidder; and the amount of such bid bond shall be retained for the use of the City as liquidated damages in case of default.
  - c) ☐ A performance and payment bond with a satisfactory surety company will be posted by the bidder in a sum equal to one hundred per centum (100%) of the awarded contract.
  - d) ☐ No financial assurance is necessary for this item.
2. Awards will be made within **sixty (60) days of bid opening**. All bid prices will be considered firm, unless qualified otherwise. Requests for price increases will not be honored.
3. Failure to deliver within the time quoted or failure to meet specifications may result in default in accordance with the general specifications. It is agreed that deliveries and/or completion are subject to strikes, lockouts, accidents and Acts of God.

**The following entry applies only for COMMODITY BID TERMS:**

4. Payment for partial delivery will not be allowed except when provided for in blanket or term contracts.

**The following entries apply only for CONSTRUCTION AND SERVICE BID TERMS:**

5. Only one shipping charge will be applied in the event of partial deliveries for blanket or term contracts.
6. Prior to commencing performance under the contract, the successful bidder shall attest to compliance with the provisions of the Rhode Island Worker's Compensation Act, RIGL 28-29-1, et seq. If exempt from compliance, the successful bidder shall submit a sworn Affidavit by a corporate officer to that effect, which shall accompany the signed contract.
7. Prior to commencing performance under the contract, the successful bidder shall, submit a certificate of insurance, in a form and in an amount satisfactory to the City.



**BOARD OF CONTRACT AND SUPPLY  
CITY OF PROVIDENCE, RHODE ISLAND**

**BID FORM 1: Bidders Blank**

1. Bids must meet the attached specifications. Any exceptions or modifications must be noted and fully explained.
2. Bidder's responses must be in ink or typewritten, and all blanks on the bid form should be completed.
3. The price or prices proposed should be stated both in **WRITING** and in **FIGURES**, and any proposal not so stated may be rejected. **Contracts exceeding twelve months must specify annual costs for each year.**
4. Bids **SHOULD BE TOTALED** so that the final cost is clearly stated (unless submitting a unit price bid), however **each item should be priced individually**. Do not group items. Awards may be made on the basis of *total* bid or by *individual items*.
5. All bids **MUST BE SIGNED IN INK.**

Name of Bidder (Firm or Individual): \_\_\_\_\_

Contact Name: \_\_\_\_\_

Business Address: \_\_\_\_\_

Business Phone #: \_\_\_\_\_

Contact Email Address: \_\_\_\_\_

Agrees to bid on (Write the "Item Description" here): \_\_\_\_\_

If the bidder's company is based in a state other than Rhode Island, list name and contact information for a local agent for service of process that **is located within Rhode Island** \_\_\_\_\_

Delivery Date (if applicable): \_\_\_\_\_

Name of Surety Company (if applicable): \_\_\_\_\_

Total Amount in Writing\*: \_\_\_\_\_

Total Amount in Figures\*: \_\_\_\_\_

*\* If you are submitting a unit price bid, please insert "Unit Price Bid"*

*Use additional pages if necessary for additional bidding details.*

\_\_\_\_\_  
Signature of Representation

\_\_\_\_\_  
Title



**BOARD OF CONTRACT AND SUPPLY**  
CITY OF PROVIDENCE, RHODE ISLAND

**BID FORM 2: Certification of Bidder**  
(Non-Discrimination/Hiring)

Upon behalf of \_\_\_\_\_ (Firm or Individual Bidding),

I, \_\_\_\_\_ (Name of Person Making Certification),

being its \_\_\_\_\_ (Title or "Self"), hereby certify that:

1. Bidder does not unlawfully discriminate on the basis of race, color, national origin, gender, sexual orientation and/or religion in its business and hiring practices.
2. All of Bidder's employees have been hired in compliance with all applicable federal, state and local laws, rules and regulations.

I affirm by signing below that I am duly authorized on behalf of Bidder, on  
this \_\_\_\_\_ day of \_\_\_\_\_ 20\_\_\_\_\_.

\_\_\_\_\_  
Signature of Representation

\_\_\_\_\_  
Printed Name



**BOARD OF CONTRACT AND SUPPLY**  
CITY OF PROVIDENCE, RHODE ISLAND

**BID FORM 3: Certificate Regarding Public Records**

Upon behalf of \_\_\_\_\_ (Firm or Individual Bidding),

I, \_\_\_\_\_ (Name of Person Making Certification),

being its \_\_\_\_\_ (Title or "Self"), hereby certify an

understanding that:

1. All bids submitted in response to Requests for Proposals (RFP's) and Requests for Qualification (RFQ's), documents contained within, and the details outlined on those documents become public record upon receipt by the City Clerk's office and opening at the corresponding Board of Contract and Supply (BOCS) meeting.
2. The Purchasing Department and the issuing department for this RFP/RFQ have made a conscious effort to request that sensitive/personal information be submitted directly to the issuing department and only at request if verification of specific details is critical the evaluation of a vendor's bid.
3. The requested supplemental information may be crucial to evaluating bids. Failure to provide such details may result in disqualification, or an inability to appropriately evaluate bids.
4. If sensitive information that has not been requested is enclosed or if a bidder opts to enclose the defined supplemental information prior to the issuing department's request in the bidding packet submitted to the City Clerk, the City of Providence has no obligation to redact those details and bears no liability associated with the information becoming public record.
5. The City of Providence observes a public and transparent bidding process. Information required in the bidding packet may not be submitted directly to the issuing department at the discretion of the bidder in order to protect other information, such as pricing terms, from becoming public. Bidders who make such an attempt will be disqualified.

I affirm by signing below that I am duly authorized on behalf of Bidder, on

this \_\_\_\_\_ day of \_\_\_\_\_ 20\_\_\_\_.

\_\_\_\_\_  
Signature of Representation

\_\_\_\_\_  
Printed Name



**BOARD OF CONTRACT AND SUPPLY  
CITY OF PROVIDENCE, RHODE ISLAND**

**WBE/MBE Form Instructions**

The City of Providence actively seeks Minority and Women business enterprises to participate in bids to meet the City's procurement needs. Pursuant to the City of Providence Code of Ordinances, Chapter 21, Article II, Sec. 21-52 (Minority and Women's Business Enterprise) and Rhode Island General Laws (as amended), Chapter 31-14, et seq. (Minority Business Enterprise), Minority Business Enterprise (MBE) and Women's Business Enterprise (WBE) participation goals apply to contracts.

The goal for Minority Business Enterprise (MBE) participation is **10%** of the total bid value.

The goal for Women's Business Enterprise (WBE) participation is **10%** of the total bid value.

The goal for combined MBE/WBE participation is **20%** of the total bid value.

Only businesses certified with the State of Rhode Island as minority and/or women business enterprises are counted towards the City's goals. Eligible minority or women-owned businesses are encouraged to seek certification from the State of Rhode Island Minority Business Enterprise Compliance Office at: <http://odeo.ri.gov/offices/mbeco/>

**Note:** MBE certification with the State of Rhode Island on the basis of Portuguese heritage is not currently recognized by the City of Providence's MBE program.

**Bid Requirements:**

**All Bidders:** All bidders **must complete and submit the *MBE/WBE Participation Affidavit*** indicating whether or not they are a state-certified MBE/WBE and acknowledging the City's participation goals. Submission of this form is **required with every bid**. **Your bid will not be accepted without an affidavit.**

**Bidders who will be subcontracting:** In addition to the *MBE/WBE Participation Affidavit*, Bidders who will be subcontracting must submit the *Subcontractor Disclosure Form* as part of their bid submission. All subcontractors, regardless of MBE/WBE status, must be listed on this form. Business NAICS codes can be found at <https://www.naics.com/search/>. Awarded bidders are required to submit

***Subcontractor Utilization and Payment Reports*** with each invoice.

**Waiver Requests:**

- a) If the percentage of the total amount of the bid being awarded to MBE or WBE vendors is less than 20% (Box F on the Subcontractor Disclosure Form) and the prime contractor is not a Rhode Island State-certified MBE or WBE, the Bidder must complete the *MBE/WBE Waiver Request Form* for review.
- b) If the prime contractor company has the capacity to perform the whole project, the City of Providence requires the contractor to meet the city's goal of a combined 20% of MBE and WBE participation.
- c) If the contractor is a nonprofit organization, the City of Providence requires the nonprofit organization to provide the *MBE/WBE Participation Affidavit Form* and proof of its nonprofit status.
- d) If the contractor has researched the RI Certified minority list (<http://odeo.ri.gov/offices/mbeco/mbe-wbe.php>) and the state does not have any companies in the desired trade, the City of Providence requires the contractor to provide the *MBE/WBE Participation Affidavit Form*.
- e) Waivers will be considered for approval on a case-by-case basis.



## **BOARD OF CONTRACT AND SUPPLY CITY OF PROVIDENCE, RHODE ISLAND**

### **Verifying MBE/WBE Certification**

It is the responsibility of the bidder to confirm that every MBE or WBE named in a proposal and included on a contract is certified by the Rhode Island Minority Business Enterprise Compliance Office. The current MBE/WBE directory is available at the State of RI MBE Office, One Capitol Hill, 2nd Floor, Providence, RI, or online at <http://odeo.ri.gov/offices/mbeco/mbe-wbe.php>. You can also call (401) 574-8670 to verify certification, expiration dates, and services that the MBE/WBE is certified to provide. Note: MBE certification with the State of Rhode Island on the basis of Portuguese heritage is not currently recognized by the City of Providence's MBE program.

### **Form Instructions:**

Access all bid forms from <http://www.providenceri.gov/oeo/> or <http://www.providenceri.gov/purchasing/minority-women-owned-business-mbewbe-procurement-program/>. Download the forms as blank PDFs. Once saved on your computer, fill them out using the Adobe program. The fillable PDFs must be completed in Adobe in order to be saved properly. Google Chrome and similar platforms do not allow for the forms to be saved as filled PDFs. Therefore, please download the blank forms to your computer, then fill them out and save.

### **Assistance with Form Requirements**

Examples of completed forms can be found on the City of Providence website at <http://www.providenceri.gov/oeo/> or <http://www.providenceri.gov/purchasing/minority-women-owned-business-mbewbe-procurement-program/>.

### **Contract Requirements:**

Prime contractors engaging subcontractors must submit the ***Subcontractor Utilization and Payment Report*** to the City Department's Fiscal Agent with every invoice and request for final payment. A copy of all forms should be sent to the MBE/WBE Outreach Director Office, Grace Diaz at [gdiaz@providenceri.gov](mailto:gdiaz@providenceri.gov). This form is not submitted as a part of the initial bid package.

For contracts with durations of less than 3 months, this form must be submitted along with the contractor's request for final payment. The form must include all subcontractors utilized on the contract, both MBE/WBE and non- MBE/WBE, the total amount paid to each subcontractor for the given period and to date, A copy of all forms should be sent to the MBE/WBE Outreach Director Office, Grace Diaz at [gdiaz@providenceri.gov](mailto:gdiaz@providenceri.gov). During the term of the contract, any unjustified failure to comply with the MBE/WBE participation requirements is a material breach of contract.

### **Questions?**

For more information or for assistance with MBE/WBE Forms, contact the City of Providence MBE/WBE Outreach Director, Grace Diaz, at [gdiaz@providenceri.gov](mailto:gdiaz@providenceri.gov) or (401) 680-5766.



**BOARD OF CONTRACT AND SUPPLY  
CITY OF PROVIDENCE, RHODE ISLAND**

**MBE/WBE PARTICIPATION AFFIDAVIT**

Project /Item Description (as seen on RFP):

\_\_\_\_\_

\_\_\_\_\_

Prime Bidder: \_\_\_\_\_ Contact Email and Phone \_\_\_\_\_

Company Name, Address and Trade: \_\_\_\_\_

\_\_\_\_\_

Which one of the following describes your business' status in terms of Minority and/or Woman-Owned Business Enterprise certification with the State of Rhode Island? \_\_\_\_\_ MBE \_\_\_\_\_ WBE \_\_\_\_\_ Neither MBE nor WBE

**By initialing the following sections and signing the bottom of this document in my capacity as the contractor or an authorized representative of contractor, I make this Affidavit:**

It is the policy of the City of Providence that minority business enterprises (MBEs) and women business enterprises (WBEs) should have the maximum opportunity to participate in procurements and projects as prime contractors and vendors. Pursuant to Sec. 21-52 of the Providence Code of Ordinances and Chapter 31-14 *et seq.* of the Rhode Island General Laws (as amended), MBE and WBE participation goals apply to contracts.

The goal for Minority Business Enterprise (MBE) participation is 10% of the total bid value.

The goal for Women's Business Enterprise (WBE) participation is 10% of the total bid value.

The goal for combined MBE/WBE participation is 20% of the total bid value.

**I acknowledge the City of Providence's goals of supporting MBE/WBE certified businesses.** Initial \_\_\_\_\_

If awarded the contract, I understand that my company must submit to the Minority and Women's Business Coordinator at the City of Providence (MBE/WBE Office), copies of all executed agreements with the subcontractor(s) being utilized to achieve the participation goals and other requirements of the RI General Laws. **I understand that these documents must be submitted prior to the issuance of a notice to proceed.** Initial \_\_\_\_\_

**I understand that, if awarded the contract, my firm must submit to the MBE/WBE Office canceled checks and reports required by the MBE/WBE Office on a quarterly basis verifying payments to the subcontractors(s) utilized on the contract.** Initial \_\_\_\_\_

If I am awarded this contract and find that I am unable to utilize the subcontractor(s) identified in my Statement of Intent, I understand that I must substitute another certified MBE and WBE firm(s) to meet the participation goals. **I understand that I may not make a substitution until I have obtained the written approval of the MBE/WBE Office.**

Initial \_\_\_\_\_

**If awarded this contract, I understand that authorized representatives of the City of Providence may examine the books, records and files of my firm from time to time, to the extent that such material is relevant to a determination of whether my firm is complying with the City's MBE/WBE participation requirements.**

Initial \_\_\_\_\_

**I do solemnly declare and affirm under the penalty of perjury that the contents of the foregoing Affidavit are true and correct to the best of my knowledge, information, and belief.**

\_\_\_\_\_  
Signature of Bidder

\_\_\_\_\_  
Printed Name

\_\_\_\_\_  
Company Name

\_\_\_\_\_  
Date



**BOARD OF CONTRACT AND SUPPLY  
CITY OF PROVIDENCE, RHODE ISLAND**

**SUBCONTRACTOR DISCLOSURE FORM**

**Fill out this form only if you WILL SUBCONTRACT with other parties. If you will not subcontract any portion of the proposed bid, do not fill out this form.**

Prime Bidder: \_\_\_\_\_ Primary NAICS \_\_\_\_\_

Code: \_\_\_\_\_

Item Description (as seen on RFP): \_\_\_\_\_

**Please list all Subcontractors below.** Include the total dollar value that you propose to share with each subcontractor and the dollar amount to be subcontracted. Please check off MBE and WBE where applicable. The directory of all state-certified MBE/WBE firms is located at [www.mbe.ri.gov](http://www.mbe.ri.gov). Business NAICS codes can be found at <https://www.naics.com/search/>

Proposed Subcontractor	MBE	WBE	Primary NAICS Code	Date of Mobilization	\$ Value of Subcontract
					\$
					\$
					\$
					\$
					\$
					\$
<b>A. MBE SUBCONTRACTED AMOUNT:</b>					\$
<b>B. WBE SUBCONTRACTED AMOUNT:</b>					\$
<b>C. NON-MBE WBE SUBCONTRACTED AMOUNT:</b>					\$
<b>D. DOLLAR AMOUNT OF WORK DONE BY THE PRIME CONTRACTOR:</b>					\$
<b>E. TOTAL AMOUNT OF BID (SUM OF A, B, C, &amp; D):</b>					\$
<b>F. PERCENTAGE OF BID SUBCONTRACTED TO MBEs AND WBEs.</b> (Divide the sum of A and B by E and multiply result by 100).					%

Please read and initial the following statement acknowledging you understand. If the percentage of the total amount of the bid being awarded to MBE or WBE vendors is less than 20% (Box (F)) and the prime contractor is NOT a Rhode Island State-certified MBE or WBE, you must fill out the MBE/WBE WAIVER REQUEST FORM for consideration by City of Providence MBE/WBE Outreach Director. Initial \_\_\_\_\_ Required

\_\_\_\_\_  
Signature of Bidder

\_\_\_\_\_  
Printed Name



**BOARD OF CONTRACT AND SUPPLY  
CITY OF PROVIDENCE, RHODE ISLAND**

**MBE/WBE Waiver Request Form**

**Fill out this form only if you did not meet the 20% MBE/WBE participation goal.  
State-certified MBE or WBE Prime Bidders are NOT REQUIRED to fill out this form.**

Submit this form to the City of Providence MBE/WBE Outreach Director, Grace Diaz, at [mbe-wbe@providenceri.gov](mailto:mbe-wbe@providenceri.gov), for review **prior to bid submission**. This waiver applies only to the current bid which you are submitting to the City of Providence and does not apply to other bids your company may submit in the future. **In case a waiver is need it City Department Directors should not** recommend a bidder for award if this form is not included, absent or is not signed by the city of Providence MBE/WBE director.

Prime Bidder: \_\_\_\_\_ Contact Email and Phone \_\_\_\_\_

Company Name, Address: \_\_\_\_\_ Trade \_\_\_\_\_

Project /Item Description (as seen on RFP): \_\_\_\_\_

To receive a waiver, you must list the certified MBE and/or WBE companies you contacted, the name of the primary individual with whom you interacted, and the reason the MBE/WBE company could not participate on this project.

<b>MBE/WBE Company Name</b>	<b>Individual's Name</b>	<b>Company Name</b>	<b>Why did you choose not to work with this company?</b>

I acknowledge the City of Providence's goal of a combined MBE/WBE participation is 20% of the total bid value. I am requesting a waiver of \_\_\_\_\_ % MBE/WBE (20% minus the value of **Box F** on the Subcontractor Disclosure Form). If an opportunity is identified to subcontract any task associated with the fulfillment of this contract, a good faith effort will be made to select MBE/WBE certified businesses as partners.

\_\_\_\_\_  
Signature of Prime Contractor / or Duly Authorized Representative      Printed Name  
Date Signed

\_\_\_\_\_  
Signature of City of Providence (or Designee (Only))      Printed Name of City of Providence      Date Signed  
MBE/WBE Outreach Director      MBE/WBE Outreach Director



**BOARD OF CONTRACT AND SUPPLY  
CITY OF PROVIDENCE, RHODE ISLAND**

**SUPPLEMENTAL BID FORM**

To whom it may concern:

1. The undersigned, having familiarized (himself) (themselves) (itself) with the **Walkway Improvements at Corliss Park** bid affecting the cost of work, and with the Contract Documents (which includes the Invitation for Bids, Instructions to Bidders, Form of Bid Bond, Form of Agreements, form of Non-Collusive Affidavit, Addenda (if any), Drawings, Technical Specification, Form of Surety Bond(s); as prepared by the Providence Parks Department, and on file in the office of the City Clerk 3<sup>rd</sup> Floor, City Hall, Providence, RI 02903, hereby proposes to furnish all supervision, technical personnel, labor, materials, machinery, tools, equipment and services including utility and transportation services, and to perform such other required work for the **Walkway Improvements at Corliss Park** and such other required and incidental work, complete, all in accordance with the above listed documents and for the unit prices for work in-place for the following items and quantities.

2. In submitting this Bid, the bidder understands that the right is reserved by The Providence Parks Department to reject any and all Bids, If written notice of acceptance of this Bid is mailed, telegraphed or delivered to the undersigned within (90) days after the opening thereof, or at any time thereafter before this Bid is withdrawn, the undersigned agrees to execute and deliver an Agreement in the prescribed form and furnish the required bond within (10) days after the Agreement is presented to him/her for signature.

Herewith in accordance with the instructions to Bidders.

3. Attached hereto is an affidavit in proof that the undersigned has not colluded with any person in respect to this. Bid or any bids for the Contractor for which this Bid is submitted. Also attached is a Statement of Bidder's Qualifications.

4. Application unit prices are contained in the Agreement (established as the result of either a Unit Price Bid or a Supplemental Schedule of Unit Prices), the City of Providence may order the Contractor to proceed with desired changes in the work, the value of such changes to be determined by the measured quantities involved and the application unit prices specified in the Contract.

5. The City of Providence reserves the right to determine the lowest responsible Bidder based on past experience with the City and/or recommendations by City and/or state agencies with an interest in this procurement. The City reserves the right to award the project to the appropriate bidder in the best interest of the City of Providence.

**CERTIFICATION OF NON-SEGREGATED FACILITIES**

The Bidder certifies that he/she does not maintain or provide for his/her employees any segregated facilities at any of his establishments, and that he/she does not permit his/her employees to perform their services at any location, under his/her control, where segregation facilities are maintained. The Bidder agrees that a breach of this certification will be a violation of the Equal Opportunity Clause in any contract resulting from acceptance of this Bid. As used in this certification, term "segregation facilities" means any waiting rooms, work rooms, rest rooms and wash rooms, restaurants and other eating areas, time clocks, locker rooms and other storage or dressing areas, parking lots, drinking fountains, recreation or entertainment areas, transportation and housing facilities provided for employee which are segregated by explicit directive or are in fact segregated on basis of race, color, religion, or national origin, because of habit, local custom, or otherwise. The Bidder agrees that (except where he/she has obtained identical certification from proposed subcontractors for specific time periods) he/she will obtain identical certification from proposed subcontractor prior to the award of subcontracts exceeding \$10,000.00 which are not exempt from provisions of the Equal Opportunity Clause, and that he /she will retain such certifications in his/her files.

**NOTE:** The penalty for making false statements in offers is prescribed in 18 U.S.C. & 1001.

**DATE** \_\_\_\_\_, 20\_\_

**Name of Bidder and Official Address:**

**Name of Authorized Representative (Contact):**



**BOARD OF CONTRACT AND SUPPLY  
CITY OF PROVIDENCE, RHODE ISLAND**

\_\_\_\_\_  
\_\_\_\_\_  
By \_\_\_\_\_  
\_\_\_\_\_  
Title \_\_\_\_\_  
E-Mail: \_\_\_\_\_  
Phone: \_\_\_\_\_

Bidder shall indicate, in space provided,  
the earliest possible Project Start-up Date: \_\_\_\_\_, 20 \_\_\_\_

**ADDENDA:** The undersigned acknowledges receipt of the following Addenda, if any, and has included the provisions thereof in this Bid (If Any):

<u>Addendum No.</u>	<u>Date</u>	<u>Addendum No.</u>	<u>Date</u>
_____	_____, 20 ____	_____	_____, 20 ____
_____	_____, 20 ____	_____	_____, 20 ____

**Sub-Contractors (If Any):**

<u>Name:</u> _____	<u>Scope of Work:</u> _____	MBE / WBE
<u>Name:</u> _____	<u>Scope of Work:</u> _____	MBE / WBE
<u>Name:</u> _____	<u>Scope of Work:</u> _____	MBE / WBE



**BOARD OF CONTRACT AND SUPPLY  
CITY OF PROVIDENCE, RHODE ISLAND**

**Walkway Improvements at Corliss Park**

**Project Description:**

Corliss Park is a large neighborhood park in the Wanskuck Neighborhood. The park was designed and installed in the 1970s with a path system that is out of scale with its current use. There are also a number of amenities and features that are no longer in use or have been partially removed. Our design will reduce the width or eliminate a number of the asphalt walkways, remove unused features, add some asphalt paving in areas that are in need of it, and add tree plantings to increase biodiversity. The add/alternates address a seating shortage and access to the playground.

**BASE BID:** The Base Bid scope of work for this project shall include, but not be limited to the following:

- Furnish and Install (F&I) Temporary Tree Protection and Erosion Control.
- Sawcut, Remove and Dispose of Portions of Bituminous Concrete Walks
- Remove & Dispose Tennis Court Perimeter Fencing, & Lighting
- Mill & Stockpile Asphalt at Existing Tennis Court and Parking Lot
- Remove & Dispose Concrete Curb
- F&I New Asphalt Walkway around Handball Court and one section along Corina St
- F&I Boulders in Locations shown
- F&I Trees per Plant Schedule
- Loam & Hydroseed areas where paths were removed & any other disturbed areas using seed mixes noted

In addition to stating the Total Base Bid, the bidder shall state Unit Prices for related work listed under each bid item which represents the work items included in the Total Base Bid. The Unit Prices are quoted for computing adjustments to the Base Bid prior to Contract award, as well as during the course of construction, based upon extra work ordered by the City or for work countermanded, reduced or omitted by the City in order to stay within the Project budget.

Base Bid Items and Unit prices are to be Completed prices to be added or deducted on the basis of quantities of work involved, for each item in place in the unit indicated.

**All Work Included in this Project Shall be Completed for the lump sum of:**

\_\_\_\_\_ Dollars

(\$ \_\_\_\_\_), **TOTAL BASE BID**

**CONTINGENCY:** \$5,000.00

**BASE BID W/ CONTINGENCY:** \$ \_\_\_\_\_

**ADD ALTERNATES:**

1. **Add Alt #1 – Remove & Deliver Asphalt Millings to RWP, Loam & Seed Disturbed Areas - Per Lump Sum**

\_\_\_\_\_ LS \$ \_\_\_\_\_  
*price in writing*

2. **Add Alt #2 – R&D Ex. Concrete Light Pole Footings, complete - Per Lump Sum**

\_\_\_\_\_ LS \$ \_\_\_\_\_  
*price in writing*

**BIDDER:** \_\_\_\_\_



**BOARD OF CONTRACT AND SUPPLY  
CITY OF PROVIDENCE, RHODE ISLAND**

**3. Add Alt #3 – R&D Baseball Field Chain-link fencing, complete. - Per Lump Sum**

\_\_\_\_\_ LS \$ \_\_\_\_\_  
*price in writing*

**4. Add Alt #4 – Furnish & Install Granite Stairs with Steel Handrail - Per Lump Sum**

\_\_\_\_\_ LS \$ \_\_\_\_\_  
*price in writing*

**5. Add Alt #5 – Furnish & Install 6' DuMor Picnic table on Concrete Pad - Per Lump Sum**

\_\_\_\_\_ LS \$ \_\_\_\_\_  
*price in writing*

**6. Add Alt #6 – Furnish & Install 8' DuMor ADA Picnic table on Concrete Pad - Per Lump Sum**

\_\_\_\_\_ LS \$ \_\_\_\_\_  
*price in writing*

**7. Add Alt #7 – Furnish & Install (2) 6' DuMor Benches on Concrete Pads- Per Lump Sum**

\_\_\_\_\_ LS \$ \_\_\_\_\_  
*price in writing*

**8. Add Alt #8 – Furnish & Install (1) 6' DuMor Bench on Concrete Pad - Per Lump Sum**

\_\_\_\_\_ LS \$ \_\_\_\_\_  
*price in writing*

**9. Add Alt #9 – F&I (2) 55 gal Trash Receptacles on concrete pad, complete - Per Lump Sum**

\_\_\_\_\_ LS \$ \_\_\_\_\_  
*price in writing*

**UNIT PRICES – BASE BID:**

**1. F&I Temporary Tree Protection, complete. – Per Linear Foot**

\_\_\_\_\_ LF \$ \_\_\_\_\_  
*price in writing*

**2. F&I Catch Basin Erosion Control, complete. – Per Each**

\_\_\_\_\_ EA \$ \_\_\_\_\_  
*price in writing*

**3. Sawcut Asphalt Walks – Per Linear Foot**

\_\_\_\_\_ LF \$ \_\_\_\_\_  
*price in writing*

**BIDDER:** \_\_\_\_\_



**BOARD OF CONTRACT AND SUPPLY  
CITY OF PROVIDENCE, RHODE ISLAND**

**4. R&D Asphalt Walks, complete. – Per Square Foot**

\_\_\_\_\_ **SF** \$ \_\_\_\_\_  
*price in writing*

**5. R&D Tennis Court Chain-link fencing, complete. – Per Linear Foot**

\_\_\_\_\_ **LF** \$ \_\_\_\_\_  
*price in writing*

**6. R&D Tennis Court Light Fixtures, complete. – Per Each**

\_\_\_\_\_ **EA** \$ \_\_\_\_\_  
*price in writing*

**7. R&D Ex. Concrete Curb – Per Linear Foot**

\_\_\_\_\_ **LF** \$ \_\_\_\_\_  
*price in writing*

**8. Fine Grading – Per Square Yard**

\_\_\_\_\_ **SY** \$ \_\_\_\_\_  
*price in writing*

**9. F&I Landscape Boulders 30-36", complete. – Per Each**

\_\_\_\_\_ **EA** \$ \_\_\_\_\_  
*price in writing*

**10. F&I Landscape Boulders 36-42", complete. – Per Each**

\_\_\_\_\_ **EA** \$ \_\_\_\_\_  
*price in writing*

**11. Furnish & Install 2" Asphalt Walks – Per Square Foot**

\_\_\_\_\_ **SF** \$ \_\_\_\_\_  
*price in writing*

**12. Repair Eroded Area– Per Lump Sum**

\_\_\_\_\_ **LS** \$ \_\_\_\_\_  
*price in writing*

**13. F&I (2) Acer x freemanii 'Jeffersred' – 2-2.5" Cal, complete. – Per Each**

\_\_\_\_\_ **EA** \$ \_\_\_\_\_  
*price in writing*

**14. F&I (4) Betula nigra 'Dura-Heat' – 10-12' Clump, complete. – Per Each**

\_\_\_\_\_ **EA** \$ \_\_\_\_\_  
*price in writing*

**BIDDER:** \_\_\_\_\_



**BOARD OF CONTRACT AND SUPPLY  
CITY OF PROVIDENCE, RHODE ISLAND**

**15. F&I (1) Celtis occidentalis – 2-2.5” Cal, complete. – Per Each**

\_\_\_\_\_ EA \$ \_\_\_\_\_  
*price in writing*

**16. F&I (3) Crataegus viridis 'Winter King'– 1.5-2” Cal., complete. – Per Each**

\_\_\_\_\_ EA \$ \_\_\_\_\_  
*price in writing*

**17. F&I (2) Liriodendron tulipifera – 2-2.5” Cal., complete. – Per Each**

\_\_\_\_\_ EA \$ \_\_\_\_\_  
*price in writing*

**18. F&I (3) Tilia americana ‘McKsentry’ – 2.5-3” Cal., complete. – Per Each**

\_\_\_\_\_ EA \$ \_\_\_\_\_  
*price in writing*

**19. Loam & Hydroseed with Sun Mix, complete. – Per Square Foot**

\_\_\_\_\_ SF \$ \_\_\_\_\_  
*price in writing*

**20. Loam & Hydroseed with Shade Mix, complete. – Per Square Foot**

\_\_\_\_\_ SF \$ \_\_\_\_\_  
*price in writing*

*Please note that the list above is not intended to include all items required to complete the base bid scope of work but can and shall be used to adjust the contract prior to or after award – in the best interest of the City of Providence.*

**BIDDER:** \_\_\_\_\_



**BOARD OF CONTRACT AND SUPPLY  
CITY OF PROVIDENCE, RHODE ISLAND**

**BID DOCUMENTS:**

The complete set of Bid Documents consists of the Bid Form, Technical Specifications, Minority Participation Forms, and the following Drawings:

**DRAWINGS:**

- **L-1 COVER**
- **L-2 EXISTING CONDITIONS/DEMOLITION PLAN**
- **L-3 MATERIALS/ PLANTING PLAN**
- **L-4 CONSTRUCTION DETAILS**

**PREVAILING WAGE DECISION**

**COPY OF THE CONTRACT**

**TECHNICAL SPECIFICATION:**

- **01 00 00 GENERAL REQUIREMENTS**
- **01 56 39 TEMPORARY TREE AND PLANT PROTECTION**
- **02 41 19 SELECTIVE DEMOLITION**
- **31 20 00 EARTH MOVING**
- **31 25 00 EROSION AND SEDIMENTATION CONTROLS**
- **32 12 16 ASPHALT PAVING**
- **32 13 13 CONCRETE PAVING**
- **32 33 00 SITE FURNISHINGS**
- **32 91 19 LANDSCAPE GRADING**
- **32 92 00 TURF AND GRASSES**
- **32 93 00 PLANTS**

**ADDITIONAL INFORMATION REQUIRED WITH BID:**

- Qualifications to Perform Work – See Form Below for Information Required
- Minority Participation Forms – 10% MBE / 10 % WBE Goal on this Project
- Addenda (If Any) - Must Be Acknowledged on Bid Form
- Product Information for Items Submitted as ‘Or Equal’ to Specified Materials

**PROVISIONS OF THIS PROJECT:**

- Upon the Issuance of the Award from the Board of Contract – the City shall issue a Contract to be executed by the City and the vendor incorporating the bid specifications. All Provisions of the Specifications are binding.
- Any Permits Required by the City of Providence and/or State of Rhode Island Shall be Obtained by the Vendor – Permit Fees by the City of Providence Shall be Waived – the State ADA Fee Must be Paid
- The Davis Bacon Act Applies (HUD Projects) – Prevailing Wages Must Be Paid for On Site Hours – On-Site Interviews will be Conducted During the Project – Employees Shall be Advised of the Prevailing Wage Rates Prior to Mobilization on Site



**BOARD OF CONTRACT AND SUPPLY  
CITY OF PROVIDENCE, RHODE ISLAND**

- Certified payrolls Must be Submitted With Pay Requests Including Monthly Utilizations Form
- Performance and Payment Bonds (If Required) Must be Submitted within 10 Days of Award or Bid Bond Will be Forfeited
- An Insurance Certificate Shall be Submitted to the City Within 10 Days of Award
- A Copy of the Vendors Contractor's License Must be Submitted within 10 Days of Award
- All On-Site Personnel Shall be Licensed (If Required) and Shall have Proof of All Licenses Required by the State of Rhode Island to Perform the Work Required
- Pay Requests Must be Submitted on Approved AIA Billing Documents (City will Provide if Needed)
- All Subcontractors Shall be Listed on the Bid Form – All Insurance & Payroll Requirements Apply
  - General Contractor Shall be the Insurance Certificate Holder and the City Shall be Named as 'Additionally Insured' with Respect to Liability Insurance
- A Submittal Log Must be Submitted within 10 Days of Award

**CLOSE OUT DOCUMENTS:**

- Prior to Final Payment the Vendor Shall Provide the Following:
  - Copies of Permits Signed off and Approved (If Any)
  - Operating Manuals and Warranties Shall Be Transferred and/or Delivered
  - Full and Completed As-Built Drawings Shall be Submitted for Approval
  - Training Shall be Provided to City Personnel (If Required)
  - Certification by Manufactures Representative (If Required)

**QUALIFICATIONS:**

Qualifications will be evaluated on the basis of similar project experience for:

- a. Completion of at least 3 similar projects within the past five years.
- b. Size and dollar value of similar completed projects.
- c. Contractor's performance with similar projects. (references will be checked)
- d. Relevant experience of individuals assigned to the project.

Questions regarding this bid package shall be submitted via e-mail to Liza Perez at [lperez@providenceri.gov](mailto:lperez@providenceri.gov) and **Sam Greenwood, Landscape Architect** at [sgreenwood@providenceri.gov](mailto:sgreenwood@providenceri.gov), no later than five (5) working days before the bid opening date.



**BOARD OF CONTRACT AND SUPPLY  
CITY OF PROVIDENCE, RHODE ISLAND**

## **SUPPLEMENTAL INFORMATION**

If the issuing department for this RFP determines that your firm's bid is best suited to accommodate their need, you will be asked to provide proof of the following prior to formalizing an award.

An inability to provide the outlined items at the request of the department may lead to the disqualification of your bid.

*This information is **NOT** requested to be provided in your initial bid that you will submit to the City Clerk's office by the "date to be opened" noted on page 1. This list only serves as a list of items that your firm should be ready to provide on request.*

**All bids submitted to the City Clerk become public record.** Failure to follow instructions could result in information considered private being posted to the city's Open Meetings Portal and made available as a public record.

**You must be able to provide:**

- Business Tax ID will be requested after an award is approved by the Board of Contract and Supply.
- **Certificate of Insurance**
- **IRS W-9 Form**



**BOARD OF CONTRACT AND SUPPLY  
CITY OF PROVIDENCE, RHODE ISLAND**

**CITY OF PROVIDENCE STANDARD TERMS & CONDITIONS**

1. The terms “you” and “your” contained herein refer to the person or entity that is a party to the agreement with the City of Providence (“the City”) and to such person’s or entity’s employees, officers, and agents.
2. The Request For Proposals (“RFP”) and these Standard Terms and Conditions together constitute the entire agreement of the parties (“the Agreement”) with regard to any and all matters. By your submission of a bid proposal or response to the City’s RFP, you accept these Standard Terms & Conditions and agree that they supersede any conflicting provisions provided by bid or in any terms and conditions contained or linked within a bid and/or response. Changes in the terms and conditions of the Agreement, or the scope of work thereunder, may only be made by a writing signed by the parties.
3. You are an independent contractor and in no way does this Agreement render you an employee or agent of the City or entitle you to fringe benefits, workers’ compensation, pension obligations, retirement or any other employment benefits. The City shall not deduct federal or state income taxes, social security or Medicare withholdings, or any other taxes required to be deducted by an employer, and this is your responsibility to yourself and your employees and agents.
4. You shall not assign your rights and obligations under this Agreement without the prior written consent of the City. Any assignment without prior written consent of the City shall be voidable at the election of the City. The City retains the right to refuse any and all assignments in the City’s sole and absolute discretion.
5. Invoices submitted to the City shall be payable sixty (60) days from the time of receipt by the City. Invoices shall include support documentation necessary to evidence completion of the work being invoiced. The City may request any other reasonable documentation in support of an invoice. The time for payment shall not commence, and invoices shall not be processed for payment, until you provide reasonably sufficient support documentation. In no circumstances shall the City be obligated to pay or shall you be entitled to receive interest on any overdue invoice or payment. In no circumstances shall the City be obligated to pay any costs associated with your collection of an outstanding invoice.
6. For contracts involving construction, alteration, and/or repair work, the provisions of applicable state labor law concerning payment of prevailing wage rates (R.I. Gen. Laws §§ 37-13-1 et seq., as amended) and the City’s First Source Ordinance (Providence Code of Ordinances §§ 21-91 et seq., as amended) apply.
7. With regard to any issues, claims, or controversies that may arise under this Agreement, the City shall not be required to submit to dispute resolution or mandatory/binding arbitration. Nothing prevents the parties from mutually agreeing to settle any disputes using mediation or non-binding arbitration.
8. To the fullest extent permitted by law, you shall indemnify, defend, and hold harmless the City, its employees, officers, agents, and assigns from and against any and all claims, damages, losses, allegations, demands, actions, causes of action, suits, obligations, fines, penalties, judgments, liabilities, costs and expenses, including but not limited to attorneys’ fees, of any nature whatsoever arising out of, in connection with, or resulting from the performance of the work provided in the Agreement.
9. You shall maintain throughout the term of this Agreement the insurance coverage that is required by the RFP or, if none is required in the RFP, insurance coverage that is considered in your industry to be commercially reasonable, and you agree to name the City as an additional insured on your general liability policy and on any umbrella policy you carry.
10. The City shall not subject itself to any contractual limitations on liability. The City shall have the time permitted within the applicable statute of limitations, and no less, to bring or assert any and all causes of action, suits, claims or demands the City may have arising out of, in connection with, or resulting from the performance of the work provided in the Agreement, and in no event does the City agree to limit your liability to the price of the Agreement or any other monetary limit.
11. The City may terminate this Agreement upon five (5) days’ written notice to you if you fail to observe any of the terms and conditions of this Agreement, or if the City believes your ability to perform the terms and conditions of this Agreement has been materially impaired in any way, including but in no way limited to loss of insurance coverage, lapsing of a surety bond, if required, declaration of bankruptcy, or appointment of a receiver. In the event of termination by the City, you shall be entitled to just and equitable compensation for any satisfactory work completed and expenses incurred up to the date of termination.
12. Written notice hereunder shall be deemed to have been duly served if delivered in person to the individual or member of the firm or entity or to an officer of the entity for whom it was intended, or if delivered at or sent by registered or certified mail



**BOARD OF CONTRACT AND SUPPLY**  
**CITY OF PROVIDENCE, RHODE ISLAND**

to the last business address known by the party providing notice.

13. In no event shall the Agreement automatically renew or be extended without a writing signed by the parties.
14. You agree that products produced or resulting from the performance of the Agreement are the sole property of the City and may not be used by you without the express written permission of the City.
15. For any Agreement involving the sharing or exchange of data involving potentially confidential and/or personal information, you shall comply with any and all state and/or federal laws or regulations applicable to confidential and/or personal information you receive from the City, including but not limited to the Rhode Island Identity Theft Protection Act, R.I. Gen. Laws § 11-49.3-1, during the term of the Agreement. You shall implement and maintain appropriate physical, technical, and administrative security measures for the protection of, and to prevent access to, use, or disclosure of, confidential and/or personal information. In the event of a breach of such information, you shall notify the City of such breach immediately, but in no event later than twenty-four (24) hours after discovery of such breach.
16. The Agreement is governed by the laws of the State of Rhode Island. You expressly submit yourself to and agree that any and all actions arising out of, in connection with, or resulting from the performance of the Agreement or relationship between the parties shall occur solely in the venue and jurisdiction of the State of Rhode Island or the federal court located in Rhode Island.
17. The failure of the City to require performance of any provision shall not affect the City's right to require performance at any time thereafter, nor shall a waiver of any breach or default of this Agreement constitute a waiver of any subsequent breach or default or a waiver of the provision itself.
18. If any term or provision of this Agreement, or the application thereof to any person or circumstance shall, in any extent, be invalid or unenforceable, the remainder of this Agreement shall not be affected thereby, and each term and provision shall be valid and enforceable to the fullest extent permitted by law.



**BOARD OF CONTRACT AND SUPPLY  
CITY OF PROVIDENCE, RHODE ISLAND**

**ARPA Requirements Addendum**

***Federal and State Contract and Purchasing Requirements***

The following terms and conditions apply to all contractors, vendors, or subrecipients of the City of Providence and all subrecipients of subrecipients of the City of Providence and all contractors or vendors hired by the subrecipient, according to the City's Award Terms and Conditions; by ARPA and its implementing regulations; and as established by the Treasury Department.

**1. Equal Opportunity.**

Contractor shall comply with Executive Order 11246, "Equal Employment Opportunity," as amended by EO 11375, "Amending Executive Order 11246 Relating to Equal Employment Opportunity," and as supplemented by regulations at 41 CFR part 60, "Office of Federal Contract Compliance Programs, Equal Employment Opportunity, Department of Labor."

**2. Minority and Women Business Enterprises (if applicable to this Contract)**

Contractor hereby agrees to comply with the following when applicable: The requirements of Executive Orders 11625 and 12432 (concerning Minority Business Enterprise), and 12138 (concerning Women's Business Enterprise), when applicable. Accordingly, the Contractor hereby agrees to take affirmative steps to assure that women and minority businesses are utilized when possible as sources of supplies, equipment, construction, and services. Affirmative steps shall include the following:

- a) Including qualified women's business enterprises and small and minority businesses on solicitation lists;
- b) Assuring that women's enterprises and small and minority businesses are solicited whenever they are potential sources;
- c) When economically feasible, dividing total requirements into smaller tasks or quantities so as to permit maximum participation by small and minority business, and women's business enterprises;
- d) Where the requirement permits, establishing delivery schedules which will encourage participation by women's business enterprises and small and minority business;
- e) Using the services and assistance of the Small Business Administration, and the U.S. Office of Minority Business Development Agency of the Department of Commerce; and
- f) If any subcontracts are to be let, requiring the prime Contractor to take the affirmative steps in a through e above.

For the purposes of these requirements, a Minority Business Enterprise (MBE) is defined as an enterprise that is at least 51 percent owned and controlled in its daily operation by members of the following groups: Black, Hispanic, Asian or Pacific Islander, Native American, or Alaskan Natives. Women Business Enterprise (WBE) is defined as an enterprise that is at least 51 percent owned and controlled in its daily operation by women.

**3. Suspension and Debarment. (Applies to all purchases.)**

(A) This contract is a covered transaction for purposes of 2 CFR pt. 180 and 2 CFR pt. 3000. As such, the Contractor is required to verify that none of Contractor's principals (defined at 2 CFR § 180.995) or its affiliates (defined at 2 CFR § 180.905) are excluded (defined at 2 CFR § 180.940) or disqualified (defined at 2 CFR § 180.935).



**BOARD OF CONTRACT AND SUPPLY**  
**CITY OF PROVIDENCE, RHODE ISLAND**

- (B) The Contractor must comply with 2 CFR pt. 180, subpart C and 2 CFR pt. 3000, subpart C, and must include a requirement to comply with these regulations in any lower tier covered transaction it enters into.
- (C) This certification is a material representation of fact relied upon by the City of PROVIDENCE. If it is later determined that the contractor did not comply with 2 CFR pt. 180, subpart C and 2 CFR pt. 3000, subpart C, in addition to remedies available to the City, the Federal Government may pursue available remedies, including but not limited to suspension and/or debarment.
- (D) The Contractor agrees to comply with the requirements of 2 CFR pt. 180, subpart C and 2 CFR pt. 3000, subpart C while this offer is valid and throughout the period of any contract that may arise from this offer. The Contractor further agrees to include a provision requiring such compliance in its lower tier covered transactions.

**4. Byrd Anti-Lobbying Amendment, 31 U.S.C. § 1352, as amended. (Applies to all purchases.)**

Contractor certifies that it will not and has not used Federal appropriated funds to pay any person or organization for influencing or attempting to influence an officer or employee of any agency, a Member of Congress, officer or employee of Congress, or an employee of a Member of Congress in connection with obtaining any Federal contract, grant, or any other award covered by 31 U.S.C. § 1352. Contractor shall also disclose any lobbying with non-Federal funds that takes place in connection with obtaining any Federal award. Such disclosures are forwarded from tier to tier up to the recipient who in turn will forward the certification(s) to the awarding agency.

\*Purchases over \$100,000 - Contractors must sign the certification on the last page of this addendum\*

**5. Access to Records. (Applies to all purchases.)**

- A. The Contractor agrees to provide the City of PROVIDENCE, the U.S. Department of Treasury, the Comptroller General of the United States, or any of their authorized representatives access to any books, documents, papers, and records of the Contractor which are directly pertinent to this contract for the purposes of making audits, examinations, excerpts, and transcriptions. The Contractor agrees to permit any of the foregoing parties to reproduce by any means or to copy excerpts and transcriptions as reasonably needed and agrees to cooperate with all such requests.
- B. The Contractor agrees to provide the Treasury Department or authorized representatives access to construction or other work sites pertaining to the work being completed under the contract.
- C. No language in this contract is intended to prohibit audits or internal reviews by the Treasury Department or the Comptroller General of the United States.

**6. Rights to Inventions Made Under a Contract or Agreement.**

Contracts or agreements for the performance of experimental, developmental, or research work shall provide for the rights of the Federal Government and the recipient in any resulting invention in accordance with 37 CFR part 401, "Rights to Inventions Made by Nonprofit Organizations and Small Business Firms Under Government Grants, Contracts and Cooperative Agreements," and any applicable implementing regulations.

**7. Contract Work Hours and Safety Standards Act (40 U.S.C. 327 through 333) (applies only to purchases over \$100,000, when laborers or mechanics are used.)**

Where applicable, all contracts in excess of \$100,000 that involve the employment of mechanics or laborers shall include a provision for compliance with 40 U.S.C. 3702 and 3704 of the Contract Work Hours and Safety Standards Act, as



**BOARD OF CONTRACT AND SUPPLY**  
**CITY OF PROVIDENCE, RHODE ISLAND**

supplemented by Department of Labor regulations (29 CFR part 5). Under Section 3702 of the Act, each contractor shall be required to compute the wages of every mechanic and laborer on the basis of a standard workweek of 40 hours. Work in excess of the standard workweek is permissible provided that the worker is compensated at a rate of not less than 1 1/2 times the basic rate of pay for all hours worked in excess of 40 hours in the workweek. The requirements of 40 U.S.C. 3704 are applicable to construction work and provides that no laborer or mechanic shall be required to work in surroundings or under working conditions which are unsanitary, hazardous, or dangerous. These requirements do not apply to the purchases of supplies or materials or articles ordinarily available on the open market, or contracts for transportation or transmission of intelligence.

**8. Clean Air Act & Federal Water Pollution Control Act (applies to purchases of more than \$150,000.)**

- A. The Contractor agrees to comply with all applicable standards, orders or regulations issued pursuant to the Clean Air Act, as amended, 42 U.S.C. § 7401 et seq.
- B. The Contractor agrees to comply with all applicable standards, orders, or regulations issued pursuant to the Federal Water Pollution Control Act, as amended, 33 U.S.C. 1251 et seq.
- C. The Contractor agrees to report each violation of the Clean Air Act and the Water Pollution Control Act to the City of PROVIDENCE
- D. and understands and agrees that the City will, in turn, report each violation as required to assure notification to the Federal Emergency Management Agency, and the appropriate Environmental Protection Agency Regional Office.
- E. Contractor agrees to include these requirements in each subcontract exceeding \$150,000 financed in whole or in part with Federal assistance.

**9. Prohibition on certain telecommunications and video surveillance services or equipment (Huawei and ZTE)**

Contractor is prohibited from obligating or expending loan or grant funds to:

- 1. Procure or obtain;
  - 2. Extend or renew a contract to procure or obtain; or
  - 3. Enter into a contract (or extend or renew a contract) to procure or obtain equipment, services, or systems that uses covered telecommunications equipment or services as a substantial or essential component of any system, or as critical technology as part of any system. As described in Public Law 115-232, section 889, covered telecommunications equipment is telecommunications equipment produced by Huawei Technologies Company or ZTE Corporation (or any subsidiary or affiliate of such entities).
- I. For the purpose of public safety, security of government facilities, physical security surveillance of critical infrastructure, and other national security purposes, video surveillance and telecommunications equipment produced by Hytera Communications Corporation, Hangzhou Hikvision Digital Technology Company, or Dahua Technology Company (or any subsidiary or affiliate of such entities).
  - II. Telecommunications or video surveillance services provided by such entities or using such equipment.



**BOARD OF CONTRACT AND SUPPLY  
CITY OF PROVIDENCE, RHODE ISLAND**

III. Telecommunications or video surveillance equipment or services produced or provided by an entity that the Secretary of Defense, in consultation with the Director of the National Intelligence or the Director of the Federal Bureau of Investigation, reasonably believes to be an entity owned or controlled by, or otherwise connected to, the government of a covered foreign country.

**10. Buy USA - Domestic Preference for certain procurements using federal funds.**

Contractor should, to the greatest extent practicable under a federal award, provide a preference for the purchase, acquisition, or use of goods, products, or materials produced in the United States (including but not limited to iron, aluminum, steel, cement, and other manufactured products). The requirements of this section must be included in all subawards including all contracts and purchase orders for work or products under this award. For purposes of this section:

1. "Produced in the United States" means, for iron and steel products, that all manufacturing processes, from the initial melting stage through the application of coatings, occurred in the United States.
2. "Manufactured products" means items and construction materials composed in whole or in part of non-ferrous metals such as aluminum; plastics and polymer-based products such as polyvinyl chloride pipe; aggregates such as concrete; glass, including optical fiber; and lumber.

**11. Procurement of Recovered Materials: (applies only if the work involves the use of materials)**

A. In the performance of this contract, the Contractor shall make maximum use of products containing recovered materials that are EPA-designated items unless the product cannot be acquired:

- I. Competitively within a timeframe providing for compliance with the contract performance schedule;
- II. Meeting contract performance requirements; or
- III. At a reasonable price.

B. Information about this requirement, along with the list of EPA - designated items, is available at EPA's Comprehensive Procurement Guidelines web site, <https://www.epa.gov/smm/comprehensive-procurement-guideline-cpg-program>.

C. The Contractor also agrees to comply with all other applicable requirements of Section 6002 of the Solid Waste Disposal Act.

**12. Publications.**

Any publications produced with funds from this award must display the following language: "This project [is being] [was] supported, in whole or in part, by federal award number [enter project FAIN] awarded to [name of Recipient] by the U.S. Department of the Treasury."

**13. Increasing Seat Belt Use in the United States.**

Pursuant to Executive Order 13043, 62 FR 19217 (Apr. 18, 1997), Contractor is encouraged to adopt and enforce on-the-job seat belt policies and programs for your employees when operating company-owned, rented or personally owned vehicles.

**14. Reducing Text Messaging While Driving.**



**BOARD OF CONTRACT AND SUPPLY  
CITY OF PROVIDENCE, RHODE ISLAND**

Pursuant to Executive Order 13513, 74 FR 51225 (Oct. 6, 2009), Contractor is encouraged to adopt and enforce policies that ban text messaging while driving, and establish workplace safety policies to decrease accidents caused by distracted drivers.

**15. Iran Divestment Act.**

Pursuant to the North Carolina General Assembly (S.L. 2015-118; SB455), The Iran Divestment Act is to implement the authority granted to states by federal law to impose state-level sanctions against companies that engage in certain investment activities in the energy sector of Iran.

***Additional Federal Regulations Applicable to ARPA (is hereby incorporated by reference):***

1. Uniform Administrative Requirements, Cost Principles, and Audit Requirements for Federal Awards, 2 C.F.R. Part 200, other than such provisions as Treasury may determine are inapplicable to this Award and subject to such exceptions as may be otherwise provided by Treasury. Subpart F – Audit Requirements of the Uniform Guidance, implementing the Single Audit Act, shall apply to this award.
2. Universal Identifier and System for Award Management (SAM), 2 C.F.R. Part 25, pursuant to which the award term set forth in Appendix A to 2 C.F.R. Part 25 is hereby incorporated by reference
3. Reporting Subaward and Executive Compensation Information, 2 C.F.R. Part 170, pursuant to which the award term set forth in Appendix A to 2 C.F.R. Part 170 is hereby incorporated by reference.
4. OMB Guidelines to Agencies on Governmentwide Debarment and Suspension (Non-procurement), 2 C.F.R. Part 180, including the requirement to include a term or condition in all lower tier covered transactions (contracts and subcontracts described in 2 C.F.R. Part 180, subpart B) that the award is subject to 2 C.F.R. Part 180 and Treasury's implementing regulation at 31 C.F.R. Part 19.
5. Recipient Integrity and Performance Matters, pursuant to which the award term set forth in 2 C.F.R. Part 200, Appendix XII to Part 200 is hereby incorporated by reference.
6. Governmentwide Requirements for Drug-Free Workplace, 31 C.F.R. Part 20.
7. New Restrictions on Lobbying, 31 C.F.R. Part 21.
8. Uniform Relocation Assistance and Real Property Acquisitions Act of 1970 (42 U.S.C. §§ 4601-4655) and implementing regulations.
9. Generally applicable federal environmental laws and regulations.

***Statutes and regulations prohibiting discrimination applicable to ARPA awards include, without limitation, the following:***

1. Title VI of the Civil Rights Act of 1964 (42 U.S.C. §§ 2000d et seq.) and Treasury's implementing regulations at 31 C.F.R. Part 22, which prohibit discrimination on the basis of race, color, or national origin under programs or activities receiving federal financial assistance;



**BOARD OF CONTRACT AND SUPPLY**  
**CITY OF PROVIDENCE, RHODE ISLAND**

2. The Fair Housing Act, Title VIII of the Civil Rights Act of 1968 (42 U.S.C. §§ 3601 et seq.), 4 which prohibits discrimination in housing on the basis of race, color, religion, national origin, sex, familial status, or disability;
3. Section 504 of the Rehabilitation Act of 1973, as amended (29 U.S.C. § 794), which prohibits discrimination on the basis of disability under any program or activity receiving federal financial assistance;
4. The Age Discrimination Act of 1975, as amended (42 U.S.C. §§ 6101 et seq.), and Treasury's implementing regulations at 31 C.F.R. Part 23, which prohibit discrimination on the basis of age in programs or activities receiving federal financial assistance; and

Title II of the Americans with Disabilities Act of 1990, as amended (42 U.S.C. §§ 12101 et seq.), which prohibits discrimination on the basis of disability under programs, activities, and services provided or made available by state and local governments or instrumentalities or agencies thereto.



**BOARD OF CONTRACT AND SUPPLY  
CITY OF PROVIDENCE, RHODE ISLAND**

**PREVAILING WAGE:**

This project qualifies for prevailing wages per the Prevailing Wages Statute or the Davis Bacon Act (HUD). Certified payrolls will need to be submitted to the owner for all hours worked on site for this project.

The Wage Decision for this project shall be as recorded on the Bid Date and is available on the RI Department of Labor website.

Federal Labor Standards

U.S. Department of Housing & Urban Development

**Applicability**

The Project of Program to which the Construction work covered by this contract pertains is being assisted by the United States of America and the following Federal Labor Standards Provisions are included in this Contract pursuant to the provisions applicable to such Federal assistance.

- A.1. (i) Minimum Wages. All laborers and mechanics employed or working up on the site of the work (or under the United States Housing Act of 1937 or under the Housing Act of 1949 in the construction of development of the project) will be paid unconditionally and not less often than once a week, and without subsequent deduction or rebate on any account (except such payroll deductions as are permitted by regulations issued by the Secretary of Labor under the Copeland Act (29 CFR Part 3), the full amount of wages and bona fide fringe benefits (or cash equivalents thereof) due at time of payment computed at rates not less than those contained in the wage determination of the Secretary of labor which is attached hereto and made a part hereof, regardless of any contractual relationship which may be alleged to exist between the contractor and such laborers and mechanics. Contributions made or costs reasonably anticipated for bona fide fringe benefits under Section 1(b)(2) of the Davis-Bacon Act on behalf of laborers or mechanics are considered wages paid to such laborers or mechanics, subject to the provisions of 29 CFR 5.5(a)(1)(iv); also, regular contributions made or costs incurred for more than weekly period (but not less often than quarterly) under plans, funds, or programs, which cover the particular weekly period, are deemed to be constructively made or incurred during such weekly period. Such laborers and mechanics shall be paid the appropriate wage rate and fringe benefits on the wage determination for the classification or work actually performed, without regard to skill, excepts as provided in 29 CFR Part 5.5 (a)(4). Laborers or mechanics performing work in more than one classification may be compensated at the rate specified for each classification for the time actually worked therein: Provided, that the employer's payroll records accurately set forth the time spent in each classification in which work is performed. The wage determination (including any additional classification and wage rates conformed under 29 CFT part 5.5(a)(1)(ii) and the Davis-Bacon poster (WH-1321) shall be posted at all times by the contractor and its subcontractors at the site of the work in a prominent and accessible place where it can be easily seen by the workers.
- (ii) (a) Any class of laborers or mechanics which is not listed in the wage determination and which is to be employed under the contact shall be classified in conformance with the wage determination. HUD shall approve an additional classification and wage rate and fringe benefits therefore only when the following criteria have been met:
- (1) The work to be performed by the classification requested is not performed by a classification in the wage determination; and
  - (2) The classification is utilized in the area by the construction industry; and
  - (3) The proposed wage rate, including any bona fide fringe benefits, bears a relationship to the wage rates contained in the wage determination.
- (b) If the contractor and the laborers and mechanics to be employed in the classification (if known), or their representatives, and HUD or its designee on the classification and wage rate (including the amount designated for fringe benefits where appropriate), a report of the action taken shall be sent by HUD or its designee to the Administrator of the Wage and Hour Division, Employment Standards Administration, U.S. Department of labor, Washington, D.C. 20210. The Administrator, or an authorized representative, will approve, modify, or disapprove every additional classification action within 30 days of



**BOARD OF CONTRACT AND SUPPLY**  
**CITY OF PROVIDENCE, RHODE ISLAND**

receipt and so advise HUD or its designee or will notify HUD or its designee within the 30-day period that additional time is necessary. (Approved by the Office of Management and Budget under OMB control number 1215-0140.)

- (c) In the event the contractor, the laborers or mechanics to be employed in the classification or their representatives, and HUD or its designee do not agree on the proposed classification and wage rate (including the amount designated for fringe benefits, where appropriate), HUD or its designee shall refer the questions, including the views of all interested parties and the recommendation of HUD or its designee to the Administrator for determination. The Administrator, or an authorized representative, will issue a determination within 30 days of receipt and so advise HUD or its designee or will notify HUD or its designee within the 30-day period that additional time is necessary. (Approved by the Office of Management and Budget under OMB Control Number 1215-0140.)
  - (d) The wage rate (including fringe benefits where appropriate) determined pursuant to subparagraphs (1)(b) or (c) of this paragraph, shall be paid to all workers performing work in the classification under this contract from the first day on which work is performed in the classification.
  - (iii) Whenever the minimum wage rate prescribed in the contract for a class of laborers or mechanics includes a fringe benefit which is not expressed as an hourly rate, the contractor shall either pay the benefit as stated in the wage determination or shall pay another bona fide fringe benefit or an hourly cash equivalent thereof.
  - (iv) If the contractor does not make payments to a trustee or other third person, the contractor may consider as part of the wages of any laborer or mechanic the amount of any costs reasonably anticipated in providing bona fide fringe benefits under a plan or program, Provided, That the Secretary of Labor has found, upon the written request of the contractor, that the applicable standards of the Davis-Bacon Act have been met. The Secretary of Labor may require the contractor to set aside in a separate account assets for the meeting of obligations under the plan or program. (Approved by the Office of Management and Budget under OMB Control Number 1215-0140.)
2. Withholding. HUD or its designee shall upon its own action or upon written request of an authorized representative of the Department of Labor withhold or cause to be withheld from the contractor under this contract or any other Federal contract with the same prime contractor, or any other Federally-assisted contract subject to Davis-Bacon prevailing wage requirements, which is held by the same prime contractor so much that the accrued payments or advances as may be considered necessary to pay laborers and mechanics, including apprentices, trainees and helpers, employed by the contractor or any subcontractor the full amount of wages required by the contract. In the event of failure to pay any laborer or mechanic, including any apprentice, trainee or helper, employed or working on the site of the work (or under the United States Housing Act of 1937 or under the Housing Act of 1949 in the construction or development of the project), all or part of the wages required by the contract. HUD or its designee may, after written notice to the contractor, sponsor, applicant, or owner, take such action as may be necessary to cause the suspension of any further payment, advance, or guarantee of funds until such violations have ceased. HUD or its designee may, after written notice to the contractor, disburse such amounts withheld for and on account of the contractor or subcontractor to the respective employees to whom they are due. The comptroller General shall make such disbursements in the case of direct Davis-Bacon Act contracts.
3. (i) Payrolls and basic records. Payrolls and basic record relating thereto shall be maintained by the contractor during the course of the work preserved for a period of three years thereafter for all laborers and mechanics working at the site of the work (or under the United States Housing Act of 1937, or under the Housing Act of 1949, in the construction or development of the project). Such records shall contain the name, address, and social security number of each such worker, his or her correct classification, hourly rates of wages paid (including rates of contributions or costs anticipated for bona fide fringe benefits or cash equivalents thereof of the types described in Section 1(b)(2)(B) of the Davis-Bacon Act), daily and weekly number of hours worked, deductions made and actual wages paid. Whenever the Secretary of labor has found under 29 CFR 5.5 (a)(1)(iv) that the wages of any laborer or mechanic include the amount of any costs reasonable anticipated in providing benefits under a plan or program described in Section 1(b)(2)(B) or the Davis-Bacon Act, the contractor shall maintain records which show that the commitment to provide such benefits ins enforceable, that the plan or program is financially responsible, and that the plan or program has been communicated in writing to the laborers or mechanics affected, and records which show the costs anticipated or the actual cost incurred in providing such benefits. Contractors employing apprentices or trainees under approved programs shall maintain written evidence of the registration of apprenticeship and certification of trainee programs, the registration of the apprentices and trainees, and the ratios and wage rates prescribed in the applicable programs. (Approved by the Office of Management and Budget under OMB Control Numbers 1215-0140 and 1215-0017.)



**BOARD OF CONTRACT AND SUPPLY**  
**CITY OF PROVIDENCE, RHODE ISLAND**

- (ii) (a) The contractor shall submit weekly for each in which any contract work is performed a copy of all payrolls to HUD or its designee if the agency is a party to the contract, but if the agency is not such a party, the contractor will submit the payrolls to the applicant, sponsor or owner, as the case may be, for transmission to HUD or its designee. The payrolls submitted shall set out accurately and completely all of the information required to be maintained under 29 CFR Part 5.5(a)(3)(i). This information may be submitted in any form desired. Optional Form WH-34 is available for this purpose and may be purchased from the Superintendent of Documents (Federal Stock Number 029-005-00014-1), Government Printing Office, Washington, Dc 20402. The prime contractor is responsible for the submission of copies of payrolls by all subcontractors. (Approved by the Office of Management and Budget under OMB Control Number 1215-0149.)
- (b) Each payroll submitted shall be accompanied by a "Statement of Compliance," signed by the contractor or his or her agent who pays or supervises the payment of the persons employed under the contract and shall certify the following:
- (1) That the payroll for the payroll period contains the information required to be maintained under 20 CFR Part 5.5 (a)(3)(i) and that such information is correct and complete;
- (2) That each laborer or mechanic (including each helper, apprentice, and trainee) employed on the contract during the payroll period has been paid the full weekly wages earned, without rebate, either directly or indirectly, and that no deductions have been made either directly or indirectly from the full wages earned, other than permissible deductions as set forth in 29 CFR Part 3;
- (3) That each laborer or mechanic has been paid not less than the applicable wage rates and fringe benefits or cash equivalents for the classification of work performed, as specified in the applicable wage determination incorporated into the contract.
- (c) The weekly submission of a properly executed certification set forth on the reverse side of Optional Form WH-347 shall satisfy the requirement for submission of the "Statement of Compliance" required by paragraph A.3. (ii)(b) of this section.
- (d) The falsification of any of the above certifications may subject the contractor or subcontractor to civil or criminal prosecution under Section 1001 of Title 18 and Section 231 of Title 31 of the United States Code. (iii)  
The contractor or subcontractor shall make the records required under paragraph A.3. (i) of this section available for inspection, copying, or transcription by authorized representatives of HUD or its designee or the Department of Labor, and shall permit such representatives to interview employees during working hours on the job. If the contractor or subcontractor fails to submit the required records or to make them available, HUD or its designee may, after written notice to the contractor, sponsor, applicant, or owner, take such action as may be necessary to cause the suspension of any further payment, advance, or guarantee of funds. Furthermore, failure to submit the required records upon request or to make such records available may be grounds for debarment action pursuant to 29 CFR Part 5.12.
4. (i) Apprentices and Trainees. Apprentices. Apprentices will be permitted to work at less than the predetermined rate for the work they performed when they are employed pursuant to and individually registered in a bona fide apprenticeship program registered with the U.S. Department of Labor, Employment and Training Administration, Bureau of Apprenticeship and Training, or with a State Apprenticeship Agency recognized by the Bureau, or if a person is employed in his or her first 90 days of probationary employment as an apprentice in such an apprentice program, who is not individually registered in the program, but who has been certified by the Bureau of Apprenticeship and Training or a State Apprenticeship Agency (where appropriate) to be eligible for probationary employment as an apprentice. The allowable ratio of apprentices to journeymen on the job site in any craft classification shall not be greater than the ratio permitted to the contractor as to the entire work force under the registered program. Any worker listed on a payroll at an apprentice wage rate, who is not registered or otherwise employed as stated above, shall be paid not less than the applicable wage rate on the wage determination for the classification of work actually performed. In addition, any apprentice performing work on the job site in excess of the ratio permitted under the registered program shall be paid not less than the applicable wage rate on the wage determination for the work actually performed. Where a contractor is performing construction on a project in a locality other than that in which its program is registered, the ratios and wage rates (expressed in percentages of the journeyman's hourly rate) specified in the contractor's or subcontractor's registered program shall be observed. Every apprentice must be paid at not less than the rate specified in the registered program for the apprentice's level of progress, expressed as a percentage of the journeymen hourly rate specified in the applicable wage determination. Apprentices shall be paid fringe benefits in accordance with the provisions of the apprenticeship program. If the apprenticeship program does not specify fringe benefits, apprentices must be paid the full amount of fringe benefits listed on the wage determination for the



**BOARD OF CONTRACT AND SUPPLY**  
**CITY OF PROVIDENCE, RHODE ISLAND**

applicable classification. If the Administrator determines that a different practice prevails for the applicable apprentice classification, fringes shall be paid in accordance with that determination. In the event the Bureau of Apprenticeship and Training, or a State Apprenticeship Agency recognized by the Bureau, withdraws approval of an apprenticeship program, the contractor will no longer be permitted to utilize apprentices at less than the applicable predetermined rate for the work performed until an acceptable program is approved.

(ii) Trainees. Except as provided in 29 CFR 5.16, trainees will not be permitted to work at less than the predetermined rate for the work performed unless they are employed pursuant to and individually registered in a program which has received prior approval, evidenced by formal certification by the U.S. Department of Labor, Employment and Training Administration. The ratio of trainees to journeymen on the job site shall not be greater than permitted under the plan approved by the Employment and Training Administration. Every trainee must be paid not less than the rate specified in the approved program for the trainee's level of progress, expressed as a percentage of the journeyman hourly rate specified in the applicable wage determination. Trainees shall be paid fringe benefits in accordance with the provisions of the trainee program. If the trainee program does not mention fringe benefits, trainees shall be paid the full amount of fringe benefits listed on the wage determination unless the Administrator of the Wage and Hour Division determines that there is an apprenticeship program associated with the corresponding journeyman wage rate on the wage determination which provides for less than full fringe benefits for apprentices. Any employee listed on the payroll at a trainee rate who is not registered and participating in a training plan approved by the Employment and Training Administration shall be paid not less than the applicable wage rate on the wage determination for the work actually performed. In addition, any trainee performing work on the job site in excess of the ratio permitted under the registered program shall be paid not less than the applicable wage rate on the wage determination for the work actually performed. In the event the Employment and Training Administration withdraws approval of a training program, the contractor will no longer be permitted to utilize trainees at less than the applicable predetermined rate for the work performed until an acceptable program is approved.

(iii) Equal employment opportunity. The utilization of apprentices, trainees and journeymen under this part shall be in conformity with the equal employment opportunity requirement of Executive Order 11246, as amended, and 29 CFR Part 30.

5. Compliance with Copeland Act requirements. The contractor shall comply with the requirements of 29 CFR Part 3, which are incorporated by reference in this contract.
6. Subcontracts. The contractor or subcontractor will insert in any subcontract the clauses contained in 29 CFR 5.5(a)(1) through (10) and such other clauses as HUD or its designee may by appropriate instructions require, and also a clause requiring the subcontractors to include these clauses in any lower tier subcontracts. The prime contractor shall be responsible for the compliance by any subcontractor or lower tier subcontractor with all contract clauses in 29 CFR Part 5.5
7. Contracts termination; debarment. A breach of the contract clauses in 29 CFR 5.5 may be grounds for termination of the contract, and for debarment as a contractor as provided in 29 CFR 5.12
8. Compliance with Davis-Bacon and Related Act Requirements. All ruling and interpretations of the Davis-Bacon and Related Act contained in 29 CFR Parts 1, 3, and 5 are herein incorporated by reference in this contract.
9. Disputes concerning labor standards. Disputes arising out of the labor standards provisions of this contract shall not be subject to the general disputes clause of this contract. Such disputes shall be resolved in accordance with the procedures of the Department of Labor set forth in 29 CFR Parts 5, 6, and 7. Disputes within the meaning of this clause include disputes between the contractor (or any of its subcontractors) and HUD or its designee, the U.S. Department of Labor, or the employees or their representatives.
10. (i) Certification of Eligibility. By entering in to this contract, the contractor certifies that neither it (nor he or she) nor any person or firm who has an interest in the contractor's firm is a person or firm ineligible to be awarded Government contracts by virtue of Section 3(a) of the Davis-Bacon Act or 29 CFR 5.12(a)(1) or to be awarded HUD contracts or participate in HUD programs pursuant to 24 CFR part 24.  
  
(ii) No part of this contract shall be subcontracted to any person or firm ineligible for award of a Government contract by virtue of Section 3(a) of the Davis-Bacon Act or 29 CFR 5.12(a)(1) or to be awarded HUD contracts or participate in HUD programs pursuant to 24 CFR Part 24.  
  
(iii) The penalty to making false statements is prescribed in the U.S. Criminal Code, 18 U.S.C. 1001. Additionally, U.S. Criminal Code, Section 1010, Title 18, U.S.C., "Federal Housing Administration transaction", provides in part: "Whoever,



**BOARD OF CONTRACT AND SUPPLY**  
**CITY OF PROVIDENCE, RHODE ISLAND**

for the purpose of ...influencing in any way the action of such Administration...makes, utter or publishes any statement, knowing the same to be false...shall be fined not more than \$5,000 or imprisoned not more than two years, or both.”

11. Complaints, Proceedings, or Testimony by Employees. No laborer or mechanic to whom the wage, salary, or other labor standards provisions of this Contract are applicable shall be discharged or in any other manner discriminated against by the Contractor or any subcontractor because such employee has filed any complaint or instituted or caused to be instituted any proceeding or has testified or is about to testify in any proceeding under or relating to the labor standards applicable under this Contract to his employer.

B. Contract Work Hours and Safety Standards Act. As used in this paragraph, the terms “laborers” and “mechanics” include watchmen and guards.

- (1) Overtime requirements. No contractor or subcontractor contracting for any part of the contract work which may require or involve the employment of laborers or mechanics shall require or permit any such laborer or mechanic in any workweek in which he or she is employed on such work to work in excess of forty hours in such workweek unless such laborer or mechanic receives compensation at a rate not less than one and one-half times the basic rate of pay for all hours worked in excess of forty hours in such workweek.
- (2) Violation; liability for unpaid wages; liquidated damages. In the event of any violation of the clause set forth in subparagraph (1) or this paragraph, the contractor and any subcontractor responsible therefore shall be liable for the unpaid wages. In addition, such contractor and subcontractor shall be liable to the United States (in case of work done under contract for the District of Columbia or a territory, to such District or to such territory), for liquidated damages. Such liquidated damages shall be computed with respect to each individual laborer or mechanic, including watchmen and guards, employed in violation of the clause set forth in subparagraph (1) of this paragraph, in the sum of \$25 for each calendar day on which such individual was required or permitted to work in excess of forty hours without payment of the overtime wages required by the clause set forth in subparagraph (1) of this paragraph.
- (3) Withholding for unpaid wages for liquidated damages. HUD or its designees shall upon its own action or upon written request of an authorized representative of the Department of Labor withhold of cause to be withheld from any moneys payable on account of work performed by the contractor or subcontractor under any such contract or any other Federal contract with the same prime contract, or any other Federally-assisted contract subject to the Contract Work Hours and Safety Standards Act, which is held by the same prime contractor such sums as may be determined to be necessary to satisfy any liabilities of such contractor or subcontractor for unpaid wages and liquidated damages as provided in the clause set forth in subparagraph (2) of this paragraph.
- (4) Subcontracts. The contractor or subcontractor shall insert in any subcontracts the clauses set forth in subparagraph (1) through (4) of this paragraph and also a clause requiring the subcontractors to include these clauses in any lower tier subcontracts. The prime contractor shall be responsible for compliance by any subcontractor or lower tier subcontractor with the clauses set forth in subparagraphs (1) through (4) of this paragraph.

C. Health and Safety

- (1) No laborer or mechanic shall be required to work in surrounding or under working conditions which are unsanitary, hazardous, or dangerous to his health and safety as determined under construction safety and health standards promulgated by the Secretary of Labor by regulation.
- (2) The Contractor shall comply with all regulations issued by the Secretary of Labor pursuant to Title 29 Part 1926 (formerly Part 1518) and failure to comply may result in imposition of sanctions pursuant to the Contract Work Hours and Safety Standards Act (Public Law 91-54, 83 Stat. 96).
- (3) The Contractor shall include the provisions of this Article in every subcontract so that such provisions will be binding on each subcontractor. The Contractor shall take such action with respect to any subcontract as the Secretary of Housing and Urban Development or the Secretary of Labor shall direct as a means of enforcing such provisions.

"General Decision Number: RI20220005 10/07/2022

Superseded General Decision Number: RI20210005

State: Rhode Island

Construction Type: Heavy Dredging

Counties: Rhode Island Statewide.

ALL DREDGING (except self propelled hopper dredging) on the Atlantic Coast and tributary waters emptying into the Atlantic Ocean

Note: Contracts subject to the Davis-Bacon Act are generally required to pay at least the applicable minimum wage rate required under Executive Order 14026 or Executive Order 13658. Please note that these Executive Orders apply to covered contracts entered into by the federal government that are subject to the Davis-Bacon Act itself, but do not apply to contracts subject only to the Davis-Bacon Related Acts, including those set forth at 29 CFR 5.1(a)(2)-(60).

<p>If the contract is entered into on or after January 30, 2022, or the contract is renewed or extended (e.g., an option is exercised) on or after January 30, 2022:</p>	<p>. Executive Order 14026 generally applies to the contract.</p> <p>. The contractor must pay all covered workers at least \$15.00 per hour (or the applicable wage rate listed on this wage determination, if it is higher) for all hours spent performing on the contract in 2022.</p>
<p>If the contract was awarded on or between January 1, 2015 and January 29, 2022, and the contract is not renewed or extended on or after January 30, 2022:</p>	<p>. Executive Order 13658 generally applies to the contract.</p> <p>. The contractor must pay all covered workers at least \$11.25 per hour (or the applicable wage rate listed on this wage determination, if it is higher) for all hours spent performing on that contract in 2022.</p>

The applicable Executive Order minimum wage rate will be adjusted annually. If this contract is covered by one of the Executive Orders and a classification considered necessary for performance of work on the contract does not appear on this wage determination, the contractor must still submit a conformance request.

Additional information on contractor requirements and worker protections under the Executive Orders is available at <https://www.dol.gov/agencies/whd/government-contracts>.

Modification Number	Publication Date
0	01/07/2022
1	02/25/2022
2	10/07/2022

\* ENGI0025-001 10/01/2022

#### STATEWIDE

	Rates	Fringes
Dredging:		
CLASS A1.....	\$ 43.94	14.49+a+b
CLASS A2.....	\$ 39.16	14.20+a+b
CLASS B1.....	\$ 38.00	14.13+a+b
CLASS B2.....	\$ 35.77	14.00+a+b
CLASS C1.....	\$ 34.79	13.69+a+b
CLASS C2.....	\$ 33.67	13.62+a+b
CLASS D.....	\$ 27.97	13.28+a+b

#### CLASSIFICATIONS:

CLASS A1: Deck Captain; Mechanical Dredge Operator, Leverman, Licensed Tug Operator over 1000 HP.

CLASS A2: Crane Operator (360 swing).

CLASS B1: Derrick Operator (180 swing), Spider/Spill Barge Operator, Engineer, Electrician, Chief Welder, Chief Mate, Fill Placer, Operator II, Maintenance Engineer, Licensed Boat Operator, Licensed Crew Boat Operator.

CLASS B2: Certified Welder.

CLASS C1: Mate, Drag Barge Operator, Assistant Fill Placer, Welder, Steward.

CLASS C2: Boat Operator.

CLASS D: Oiler, Deckhand, Shoreman, Rodman, Scowman, Cook, Messman, Porter/Janitor.

**INCENTIVE PAY: (Add to Hourly Rate)**

Operator (NCCCO License/Certification) \$1.80 Licensed Tug  
 Operator over 1000 HP (Assigned as Master) (USCG licensed  
 Master of Towing Vessels (MOTV) \$1.80; Licensed Boat  
 Operator (Assigned as lead boat captain) USCG licensed  
 boat operator \$1.30; Engineer (QMED and Tankerman  
 endorsement or licensed engineer (USCG) \$1.80  
 Oiler (QMED and Tankerman endorsement (USCG) \$1.80; All  
 classifications (Tankerman endorsement only) USCG \$1.55;  
 Deckhand or Mate (AB with Lifeboatman endorsement (USCG)  
 \$1.80; All classifications (lifeboatman endorsement only  
 (USCG) \$1.55; Welder (ABS certification) \$1.55

**FOOTNOTES APPLICABLE TO ABOVE CRAFTS:**

- a. PAID HOLIDAYS: New Year's Day, Martin Luther King, Jr.'s Birthday, Memorial Day, Good Friday, Independence Day, Labor Day, Veterans' Day, Thanksgiving Day and Christmas Day
- b. VACATION: Eight percent (8%) of the straight time rate, multiplied by the total hours worked.

-----

**WELDERS** - Receive rate prescribed for craft performing operation to which welding is incidental.

=====

Note: Executive Order (EO) 13706, Establishing Paid Sick Leave for Federal Contractors applies to all contracts subject to the Davis-Bacon Act for which the contract is awarded (and any solicitation was issued) on or after January 1, 2017. If this contract is covered by the EO, the contractor must provide employees with 1 hour of paid sick leave for every 30 hours they work, up to 56 hours of paid sick leave each year. Employees must be permitted to use paid sick leave for their own illness, injury or other health-related needs, including preventive care; to assist a family member (or person who is like family to the employee) who is ill, injured, or has other health-related needs, including preventive care; or for reasons resulting from, or to assist a family member (or person who is like family to the employee) who is a victim of, domestic violence, sexual assault, or stalking. Additional information on contractor requirements and worker protections under the EO is available at <https://www.dol.gov/agencies/whd/government-contracts>.

Unlisted classifications needed for work not included within the scope of the classifications listed may be added after award only as provided in the labor standards contract clauses

(29CFR 5.5 (a) (1) (ii)).

-----

The body of each wage determination lists the classification and wage rates that have been found to be prevailing for the cited type(s) of construction in the area covered by the wage determination. The classifications are listed in alphabetical order of ""identifiers"" that indicate whether the particular rate is a union rate (current union negotiated rate for local), a survey rate (weighted average rate) or a union average rate (weighted union average rate).

### Union Rate Identifiers

A four letter classification abbreviation identifier enclosed in dotted lines beginning with characters other than ""SU"" or ""UAVG"" denotes that the union classification and rate were prevailing for that classification in the survey. Example: PLUM0198-005 07/01/2014. PLUM is an abbreviation identifier of the union which prevailed in the survey for this classification, which in this example would be Plumbers. 0198 indicates the local union number or district council number where applicable, i.e., Plumbers Local 0198. The next number, 005 in the example, is an internal number used in processing the wage determination. 07/01/2014 is the effective date of the most current negotiated rate, which in this example is July 1, 2014.

Union prevailing wage rates are updated to reflect all rate changes in the collective bargaining agreement (CBA) governing this classification and rate.

### Survey Rate Identifiers

Classifications listed under the ""SU"" identifier indicate that no one rate prevailed for this classification in the survey and the published rate is derived by computing a weighted average rate based on all the rates reported in the survey for that classification. As this weighted average rate includes all rates reported in the survey, it may include both union and non-union rates. Example: SULA2012-007 5/13/2014. SU indicates the rates are survey rates based on a weighted average calculation of rates and are not majority rates. LA indicates the State of Louisiana. 2012 is the year of survey on which these classifications and rates are based. The next number, 007 in the example, is an internal number used in producing the

wage determination. 5/13/2014 indicates the survey completion date for the classifications and rates under that identifier.

Survey wage rates are not updated and remain in effect until a new survey is conducted.

### Union Average Rate Identifiers

Classification(s) listed under the UAVG identifier indicate that no single majority rate prevailed for those classifications; however, 100% of the data reported for the classifications was union data. EXAMPLE: UAVG-OH-0010 08/29/2014. UAVG indicates that the rate is a weighted union average rate. OH indicates the state. The next number, 0010 in the example, is an internal number used in producing the wage determination. 08/29/2014 indicates the survey completion date for the classifications and rates under that identifier.

A UAVG rate will be updated once a year, usually in January of each year, to reflect a weighted average of the current negotiated/CBA rate of the union locals from which the rate is based.

---

### WAGE DETERMINATION APPEALS PROCESS

1.) Has there been an initial decision in the matter? This can be:

- \* an existing published wage determination
- \* a survey underlying a wage determination
- \* a Wage and Hour Division letter setting forth a position on a wage determination matter
- \* a conformance (additional classification and rate) ruling

On survey related matters, initial contact, including requests for summaries of surveys, should be with the Wage and Hour National Office because National Office has responsibility for the Davis-Bacon survey program. If the response from this initial contact is not satisfactory, then the process described in 2.) and 3.) should be followed.

With regard to any other matter not yet ripe for the formal process described here, initial contact should be with the Branch of Construction Wage Determinations. Write to:

Branch of Construction Wage Determinations  
Wage and Hour Division  
U.S. Department of Labor  
200 Constitution Avenue, N.W.  
Washington, DC 20210

2.) If the answer to the question in 1.) is yes, then an interested party (those affected by the action) can request review and reconsideration from the Wage and Hour Administrator (See 29 CFR Part 1.8 and 29 CFR Part 7). Write to:

Wage and Hour Administrator  
U.S. Department of Labor  
200 Constitution Avenue, N.W.  
Washington, DC 20210

The request should be accompanied by a full statement of the interested party's position and by any information (wage payment data, project description, area practice material, etc.) that the requestor considers relevant to the issue.

3.) If the decision of the Administrator is not favorable, an interested party may appeal directly to the Administrative Review Board (formerly the Wage Appeals Board). Write to:

Administrative Review Board  
U.S. Department of Labor  
200 Constitution Avenue, N.W.  
Washington, DC 20210

4.) All decisions by the Administrative Review Board are final.

=====

END OF GENERAL DECISIO"

## CONSTRUCTION AGREEMENT

This Construction Agreement ("Agreement") is made and entered into as of this \_\_\_\_\_ day of \_\_\_\_\_ 2022 by and between the **City of Providence Board of Park Commissioners**, having an address of The Dalrymple Boathouse, Roger Williams Park, 1000 Elmwood Ave., Providence, RI ("City") and **[Contractor's Company Name]**, having an address of **[Contractor's Address]** ("Contractor").

### WITNESSETH:

WHEREAS, the **[Project Title]** is located at **[Project Location]**. The City plans to make improvements in the park under the **[Project Title]** project (the "Project"), as detailed in the Request for Proposals ("RFP") issued by the City on **[Date of Bid Opening]** (attached and incorporated by reference as Exhibit A); and

WHEREAS, the Contractor proposed to handle the Project, as detailed in a responsive bid opened on **5/9/2022** (attached and incorporated by reference as Exhibit B); and

WHEREAS, the Board of Contract and Supply awarded the contract to **[Contractor's Name]** at its meeting on **[Date of Award]**.

NOW, THEREFORE, in consideration of the mutual covenants and agreements contained in this Agreement, the Parties agree as follows:

1. **SELECTION.** The City hereby selects the Contractor to provide construction services outlined in its **[Date of Bid Opening]** submission.
2. **TERM.** The term of this agreement shall be from and after the date of execution through completion of the Project, which shall be not later than **[Contract Completion Date]**.
3. **TERMS OF PAYMENT.** The total amount of the awarded contract is **[Contract Award Amount]**. The City shall make a good-faith effort to pay the Contractor within sixty (60) days of receipt of a pay requisition for work completed and accepted, less retainage.
4. **COMPENSATION.** The Contractor shall be paid according to the breakdown contained in its bid package.
5. **INDEMNIFICATION AND LIABILITY.** The Contractor is alone responsible for the safety, efficiency, and adequacy of the construction and for any damage which may result from improper construction, maintenance, or operation. The Contractor shall indemnify, defend, and hold harmless the City, and its employees, representatives, agents, successors and assigns (the "City Indemnified Parties") from and against any and all demands, claims, suits, cause or cause of action, whether at law or in equity, costs, expenses and attorneys'

fees and any liability whatsoever to anyone for any bodily injury or property damage resulting from or arising out of the willful misconduct or negligent acts or omissions of the Contractor and/or its employees, representatives, subcontractors, and agents in the performance of this Agreement.

6. RETAINAGE: The City shall retain 5% of all pay requests paid during the project. When the City and/or its representatives deem the project as “Substantially Complete” or 85% of the work has been completed, the retainage may be reduced to 2.5% for the work completed. The final payment will be released when all the work has been completed, inspected, and approved by the owner’s representative and all close out documents, warranties and as-built plans have been received and approved by the City.
7. INSURANCE. The Contractor is required to carry liability insurance in the amount of not less than one million dollars (\$1,000,000) per occurrence and two million dollars (\$2,000,000) general aggregate and shall furnish to the City an insurance certificate naming the City, the Board of Park Commissioners, and the Providence Public Building Authority as additional named insureds on a primary but non-contributing basis for General Liability.
8. BINDING EFFECT. This contract and all the covenants, provisions, and conditions herein contained shall inure to the benefit of and be binding upon the heirs, successors and assigns of the parties. Neuter pronouns shall be read as masculine or feminine, and words in the singular person as plural, if the nature or number of the parties require.
9. GOVERNING LAW. This Agreement is entered into pursuant to and shall be governed by and construed in accordance with the laws of the State of Rhode Island.
10. NATURE OF RELATIONSHIP. Nothing in this Agreement shall create a partnership, joint venture, trust or other fiduciary relationship between the Contractor and the City.
11. AMENDMENTS AND SUPPLEMENTS. The Contractor and the City may amend, modify, supplement, or waive any provisions of this Agreement in such manner as may be agreed upon by the Parties in a written instrument executed by both Parties.
12. MBE/WBE. The parties acknowledge that the City sets an MBE goal of 10% and a WBE goal of 10%, and the Contractor will make good faith efforts to comply with these goals.
13. TERMINATION. The City may terminate this Agreement at any time upon ninety (90) days prior written notice. This Agreement may be terminated by either party if the other party materially breaches any provision of this

Agreement and fails to cure the material breach within 30 days after receiving notice thereof from the non-breaching party. Without limiting the City's right to terminate this Agreement, the City may suspend the Contractor's right to access the Project upon any actual, threatened, or suspected breach of this Agreement.

14. COUNTERPARTS. This Agreement may be executed in multiple counterparts, each of which shall constitute an original, but all of which shall constitute one document.

IN WITNESS WHEREOF, the parties have caused this Agreement to be duly executed as of the date first above written.

City of Providence

By: \_\_\_\_\_  
Jorge O. Elorza, Mayor

STATE OF RHODE ISLAND  
PROVIDENCE, SC.

In Providence, in said County and State, on the \_\_\_\_ day of \_\_\_\_\_, 2022, before me personally appeared Jorge O. Elorza, Mayor and Chairman of the Board of Park Commissioners, to me known and known by me to be the party executing the foregoing instrument for and on behalf of the City, and he acknowledged said instrument by him executed to be his free act and deed, his free act and deed in his capacity as aforesaid, and the free act and deed of the City.

\_\_\_\_\_  
Notary Public  
My Commission Expires:

Approved as to form and satisfactory to me:

\_\_\_\_\_  
City Solicitor

**[Contractor's Company Name]**

By: \_\_\_\_\_  
**[Company Owner's Name]**  
**President**

STATE OF RHODE ISLAND  
PROVIDENCE, SC.

In Providence, in said County and State, on the \_\_\_\_ day of \_\_\_\_\_, 2022, before me personally appeared **[Company Owner's Name]** to me known and known by me to be the party executing the foregoing instrument for and on behalf of **[Company Owner's Name]** and he/she/they acknowledged said instrument by him/her/they executed to be his/her/their free act and deed, his/her/their free act and deed in his/her/their capacity as aforesaid, and the free act and deed of **[Contractor's Company Name]**.

\_\_\_\_\_  
Notary Public  
My Commission Expires:

EXHIBIT A: RFP  
EXHIBIT B: Bid

Division	Section Title	Pages
----------	---------------	-------

SPECIFICATIONS GROUP  
*General Requirements Subgroup*

**DIVISION 01 - GENERAL REQUIREMENTS**

010000	GENERAL REQUIREMENTS	17
015639	TEMPORARY TREE AND PLANT PROTECTION	5

*Facility Construction Subgroup*

**DIVISION 02 - EXISTING CONDITIONS**

024119	SELECTIVE DEMOLITION	5
--------	----------------------	---

*Site and Infrastructure Subgroup*

**DIVISION 31 - EARTHWORK**

312000	EARTH MOVING	7
312500	EROSION AND SEDIMENTATION CONTROLS	3

**DIVISION 32 - EXTERIOR IMPROVEMENTS**

321216	ASPHALT PAVING	6
321313	CONCRETE PAVING	8
323300	SITE FURNISHINGS	3
329119	LANDSCAPE GRADING	3
329200	TURF AND GRASSES	6
329300	PLANTS	13

END OF TABLE OF CONTENTS



## SECTION 010000 - GENERAL REQUIREMENTS

### PART 1 - GENERAL

1.1 All work done under this Contract shall also be in conformance with the Drawings and these Supplemental Technical Specifications.

#### A. SCOPE OF WORK

1. The general summary of work to be done under this contract consists of, but shall not be limited, to the following as shown in the Contract Documents:

#### B. WORK COVERED BY CONTRACT DOCUMENTS

C. The Contractor shall execute the scope of work indicated on Plans and Specifications to enhance the use and operations of the site as shown within the project limits.

D. Work shall be as specifically indicated, shown or described in the Drawings, Technical Specifications, and other Contract Documents.

#### E. PROJECT INFORMATION

##### 1. OWNER

- a. City of Providence Parks Department Roger Williams Park Dalrymple Boathouse, 1000 Elmwood Avenue, Providence, RI 02907, Telephone: 401.680.7200
- b. Superintendent of Parks: Wendy Nilsson

##### 2. OWNER'S REPRESENTATIVE

- a. Sam Greenwood

### 1.2 PROJECT LOCATION

- A. 30 Corina St, Providence, RI

### PART 2 - PRODUCTS

#### 2.1 CONTRACTOR USE OF PREMISES

A. The Contractor's use of premises shall be within the limits shown on the Drawings and as defined in the Standard Form of Agreement, for the performance of the Work.

1. The Contractor shall maintain vehicular access and utility service to the abutting properties at all times throughout the course of the construction.
2. The Contractor shall assume full responsibility for security of all materials and equipment on the site, including those of the subcontractors.



3. If directed by the Owner's Representative, the Contractor shall relocate or move any stored items that interfere with operations of the Owner.
4. The Contractor may elect to obtain (at no cost to the Owner) additional storage or work areas off-site if needed to perform the work.

## 2.2 OWNER OCCUPANCY REQUIREMENTS

- A. The Owner (City) anticipates that site inclusive of all on-site amenities beyond the Limit of Work will remain open throughout the course of construction.
- B. Contractor shall provide the Owner's Representative with a written plan describing the sequences and durations anticipated for the execution of the Work.

## 2.3 MOBILIZATION, SITE PREPARATION, & DEMOLITION

- A. THE WORK SPECIFIED IN THIS SECTION INCLUDES:
  1. Mobilization of all personnel and equipment;
  2. Preparing the construction site for construction operations;
  3. Materials to be removed and legally disposed of off site.
  4. When applicable, verifying and utilizing survey control points as shown on the Drawings
  5. Protecting existing site features to remain, such as fences, trees, shrubs and grassed areas outside the limit of work.
  6. Protecting underground and overhead utilities and other existing facilities from damage.
  7. Where applicable, provisions for site access and of traffic control.
  8. At cessation of site improvement operations: Site clean-up
  9. De-mobilization of all personnel and equipment.

## 2.4 CONSTRUCTION STAGING/STOCKPILE AREAS

- A. Staging areas within the Park is permitted as shown on the Plans with the prior consent of and coordination with the Owner.
- B. Restoration of the site to pre-existing condition shall be the sole responsibility of the Contractor.

## 2.5 MATERIALS AND EQUIPMENT:

- A. Materials to be Removed and Stockpiled.
  1. Materials directed to be removed and stockpiled shall be removed, transported to and stacked in a location directed by the Owner's Representative. All materials shall be neatly stacked as directed.
  2. If the Owner's Representative determines that any part of the materials identified to be stockpiled are unsuitable for re use on the site or by the Owner elsewhere, such materials shall be evaluated for legal disposal by Owner's Representative and Contractor.



- B. Signs: Conform to requirements of Temporary Facilities and Controls.
- C. Temporary Site Protection: Temporary chain-link fence, if so desired shall be furnished, installed and maintained at no additional cost to the Owner. At the completion of all work at the site, the Contractor shall remove all temporary fencing and restore the site to its original condition at no additional cost to the Owner.

## 2.6 TEMPORARY CONSTRUCTION FACILITIES AND UTILITIES

- A. Make arrangements with the Owner's Representative for storage of materials and equipment in designated locations at the construction site. If staged on site, materials shall be secured from vandalism and or theft.
- B. Plastic construction fence or snow fencing if installed shall be maintained in good condition. Provide barricades, barrels, fencing and/or other barriers around excavations and trenches as required for safety. Upon completion, temporary fencing shall be removed and the affected area restored existing conditions.

## 2.7 SITE MAINTENANCE

- A. Control dust from Contractor operations in accordance with specified dust control measures.
- B. Maintain the Site during construction in a manner that will not obstruct use on neighborhood streets. Proceed with the work in an orderly manner, maintaining the construction site free of debris and unnecessary equipment or materials.
- C. Legally dispose of all debris, rubbish, hazardous materials, oil, and grease in accordance with local ordinances.
- D. Maintain safety and security of the construction site and any stockpiled or staged materials or equipment if left on site.

## 2.8 TRAFFIC CONTROL

- A. For all of his operations, the Contractor shall provide appropriate traffic control in accordance with, TEMPORARY FACILITIES AND CONTROLS. The purposes of the traffic control are 1) to ensure that operations in the project area are performed in a safe and orderly manner, and 2) to minimize the impact of truck and equipment traffic and noise on adjacent homes near the project area. The Contractor shall be responsible for obtaining any and all required permits and approvals.
- B. Police Details, if required by the City, shall be paid directly to and coordinated with Providence Public Safety by the Owner.



## 2.9 DEMOBILIZATION

- A. Contractor shall be responsible for site security and safety at all times. Upon substantial completion of the work, Contractor shall remove all excess materials, equipment, construction debris, temporary facilities and construction measures (fencing, signs, barriers, etc.) from the project area, and shall leave the site in suitable condition for full occupancy and use by the Owner. The sedimentation and erosion controls installed as part of the Work may not necessarily be removed at this time (see below).
- B. The Owner's Representative shall be the sole judge of whether the site has been suitably cleaned.
- C. Upon suitable stabilization of all disturbed "erodible" areas (e.g. acceptable level of grass growth in loamed and seeded areas, mulch applied and stable in planting areas, etc.), contractor shall remove and legally dispose of all sedimentation and erosion control measures (silt fence, hay bales, catch basin inserts, etc.). See Section 024119 Selective Demolition and 329200 Turf and Grasses for directives and procedures.

## PART 3 - EXECUTION

### 3.1 GENERAL REQUIREMENTS

- A. The construction site entrance shall be as indicated on the plans. The Owner will provide access to any locked gate. Any tracked debris from the site present on adjacent roadways shall be removed and the roads swept daily to remove any excess mud, dirt, or rock originating from the site. Trucks hauling material shall be covered and equipped with gates that prevent material from falling out. If present, catch basins within 100 feet of site entry and exit locations shall be protected with inlet sediment control devices and maintained for the duration of the work.
- B. Identify, clearly mark and protect all survey monuments, temporary bench marks as well as any adjacent contractors' work and facilities (if applicable). Repair or replacement shall be at Contractor's sole expense if damaged by Contractor.
- C. Protect existing culverts, sewers, and all other utilities including gas, telecommunications, electricity, and water. Repair or replace at Contractor's sole expense if damaged by Contractor.
- D. Utilize or install drum or sawhorse barricades or backfill all open excavations, holes, trenches, and depressions occurring at construction sites or occurring as part of this work.

### 3.2 CHANGE ORDER PROCEDURE

#### A. DESCRIPTION

- 1. The Contractor shall comply with this procedure in the process of giving notification of change and preparing and submitting a proposal for adjustment due to a desired, perceived, or actual change in the work. Changes in the work, or period of performance of the work, may be directed in writing by the Owner's Representative or may be



requested by the Contractor. In either case, payment for work accomplished under a modification may not be made until a formal contract modification, incorporating the change into the contract, has been issued and executed. Therefore, it is incumbent upon the Contractor to comply fully with this procedure and to expedite the resolution of changes.

### 3.3 CHANGE SUBMITTALS

- A. When requested, the Contractor shall submit the following to the Owner's Representative in accordance with the Submittals procedures described in these specifications:
  - 1. Proposal cover letter on Contractor's letterhead;
  - 2. Detailed price proposal;
  - 3. Drawings or other explanatory data; and
  - 4. Time extension statement with justification if any time extension is requested.

### 3.4 COMPLIANCE

- A. The Contractor shall take such measures as needed to assure familiarity and compliance by its staff with these procedures. If change proposals are incomplete, unclear, or ambiguous or are not supported by adequate documentation, the data will be returned and the Contractor shall resubmit or supplement the proposal as requested by the Owner's Representative. Delay resulting from the Contractor's noncompliance with this procedure shall not in itself constitute the basis for an extension in the time of performance under the contract.

### 3.5 PROCESSING CHANGES INITIATED BY THE OWNER'S REPRESENTATIVE

- A. The Owner's Representative will initiate changes only in writing. The Owner will sign any Request for Proposal (RFP). This will establish an Extra Work Order (EWO) number, by which the change will be identified until such time as it may be incorporated into the contract by formal Change Order (CO).
- B. The Contractor may or may not be authorized to proceed with the changed work pending resolution of changes in the contract price or time of performance. If the work described in the RFP becomes critical to the timely performance of the Contractor's work, a written request for a Notice to Proceed must be forwarded to the Owner immediately. The Owner will issue any Notice to Proceed. This unilateral modification to the contract may be subject to further negotiation regarding price and time for completion.
- C. Payment for changed work, covered by an authorized modification, will not be made until a notice to proceed covering the changed work has been executed.
- D. The Contractor shall prepare and submit its proposal for change to include at a minimum:
  - 1. A cover letter referencing the EWO number and citing the attachments, if any, which constitute the Contractor's total proposal.



2. A detailed price proposal showing labor, construction equipment, and material quantities and prices at the lowest practical level of each element of the work.
  3. Any drawings, sketches, catalog cuts, samples, certifications, or other data required to be submitted by the Owner's Representative that is required to fully document
  4. A statement of the proposed change in the time of completion of the contract, together with all required justification for such a change.
  5. A statement to the effect that there is "no change in price and/or time of completion of the work under this contract as a result of this proposed change", if that is the case.
- E. The Owner may accept the Contractor's proposal without negotiation. Alternatively, upon receipt of a proposal which is satisfactory in form, the Owner's Representative may require negotiation with the Contractor to arrive at a fair and equitable change in the contract price and time of completion. Upon agreement, a contract modification will be issued by the Owner for Contractor's execution.

### 3.6 PROCESSING CHANGES INITIATED BY THE CONTRACTOR

- A. Should the Contractor feel that a change to the work under the contract, or to the contract itself, is necessary or desirable, it shall propose such a change to the Owner's Representative. This proposed change shall include a clear and concise description of the proposed change, along with that information cited in above.
- B. Within a reasonable time, the Owner's Representative will review the Contractor's proposal and determine if the proposed change is in the Owner's best interest. If so, Contractor will be advised of this and a an EWO number will be assigned to Contractor's proposal.

### 3.7 EXECUTING CHANGED WORK

- A. The Contractor is cautioned not to proceed with the work described in a proposed change until it is authorized to do so in writing by the Owner's Representative.

### 3.8 TERMINATIONS AND DELAYS

- A. Termination of Contract: If the Contractor or any of his/her subcontractors refuses or fails to prosecute the work with such diligence as will insure its completion within the time specified in these Contract Documents, or as modified, as provided for in these Contract Drawings, or violates any other Provisions of this Contract, the Local Public Agency, Local Public Agency, City, by written notice to the Contractor, may terminate the Contractor's right to proceed with the Work. Upon such termination, the City of Providence may take over the work and prosecute the same to completion, by contract or otherwise, and the Contractor and his/her sureties shall be liable to the City of Providence for any additional cost incurred by the City of Providence in its completion of the work and they shall also be liable to the City of Providence for liquidated damages for any delay in the completion of the work as provided below. If the Contractor's right to proceed is so terminated, the Local Public Agency Local Public Agency City may take possession of and utilize in completing the work such materials, tools, equipment, and plants as may be on the site of the work and necessary thereof. Project work must commence 30 days after award of Contract or as mutually agreed upon by the Contractor and the Owner. The



Contractor is required to submit a Work Schedule including all items included in the scope of work. The Work Schedule shall mirror the Schedule of Values which should be in chronological order. Both items are identified in the standard Pre-Bid and Pre-Construction Meeting Minutes as required. The work shall be continuous and the Contractor shall staff the project appropriately to meet the agreed upon work schedule. De- Mobilization from the project, prior to completion, must be agreed upon in writing by the Owner.

### 3.9 INSPECTION OF WORK

#### A. DESCRIPTION

1. Work included in this Section consists of periodic observation of construction of the project. The Contractor's work shall be monitored periodically by the Owner's Representative
2. The Owner's Representative presence on site or construction observation work is inspectional in nature and will not include supervision or direction of the actual work of the contractor.
3. In no event will the Owner's Representative be responsible or liable for the contractor's use or administration of personnel, machinery, staging, or other temporary or precautionary construction, safety precautions or procedures, or for compliance by the contractor with the provisions, terms, or specifications of the contract. Observation services provided by the Owner's Representative are solely for the benefit of the Owner.
4. The Contractor shall keep the Owner's Representative informed concerning the work status and projected work schedule through regular communications.
5. The Contractor shall not cover any work related to the required field visits until one of the following occurs:
  - a. The Contractor is authorized by the Owner's Representative to proceed after the field visit.
  - b. The field visit is re-scheduled by the Owner's Representative to a later construction event
  - c. The field visit is waived in writing by the Owner's Representative
6. The Contractor shall request a Final Inspection seven calendar days in advance of the planned completion date. After review of the Notice of Completion, the Owner's Representative may reject the Notice for cause or schedule the Final Inspection. The Owner's Representative will perform its Final Inspection on all phases of the work and develop a comprehensive punch list, which will be provided to the Contractor.
7. The Final Inspection will be scheduled when the punch list items discovered during the Final Inspection have been corrected. If discovered, the Owner's Representative may add new items to the punch list at this inspection.
8. The Contractor is advised that the Owner's Representative will not accept the work until the Owner's Representative determines Substantial Completion has been achieved. Therefore, to minimize its risk, the Contractor should schedule its work to be substantially complete in time to allow the Final Inspection and punch list work to occur in advance of the Project Close Out Date. Due to the construction time period and the anticipated weather conditions, substantially complete will be defined as the completion of construction for all item and the temporary stabilization of all disturbed areas, excluding planting and final seeding. Planting and final seeding is to occur during the time periods specified..



9. Nothing in this Section shall be construed to limit the Owner's Representative right to inspect the work at any time.

### 3.10 CONSTRUCTION SCHEDULES

#### A. DESCRIPTION

1. Work included in this Section consists of preparation, submittal, and updating of the project.

### 3.11 CONSTRUCTION SCHEDULE

#### A. Submit the following to the Owner's Representative in accordance with the Submittals Section. Submittals are for the record or approval as indicated.

1. The proposed construction schedule shall be submitted for approval within five (5) calendar days after receipt of Notice to Proceed.
2. Submit contract Weekly Summary Reports to the Owner's Representative for the record at weekly site meeting at request by the Owner.
3. Submit construction progress schedule including a two week look ahead as back up to progress invoices.

#### B. The construction schedule shall show all work activities for completion of the work to be performed under this contract and will reflect Contractor's general sequential approach to the work. The construction schedule will be in a bar chart format. The minimum level of detail (number of activities) shall include the activities described in the Schedule of Values and the Scope of the Work. The construction schedule shall demonstrate completion of all work within the period of performance of the contract in a reasonable and achievable manner.

### 3.12 PERIODIC SCHEDULE UPDATES

- A. The Contractor shall support monthly payment requests with an approved construction schedule marked to indicate progress. Submit updated schedule as necessary.
- B. When in the opinion of the Owner's Representative changes in the work occur that significantly affect the schedule, the Contractor shall submit a revised construction schedule for approval. The revised construction schedule shall be submitted within 10 calendar days after it is requested by the Owner's Representative. The current approved construction schedule shall be used as a baseline for progress reporting.
- C. Acts of God: Claims for additional compensation for 'Acts of God' will be reviewed by the Owner. It is the Contractor's responsibility to secure the work site daily and failure to provide adequate provisions to do so may result in repairs to the site at the Contractor's expense. Documented 'Acts of God' such as the state issuing a 'State of Emergency' may result in the Owner's authorization to proceed repair funded by the Owner. No work shall proceed without written authorization by the Owner.



### 3.13 SUBMITTAL PROCEDURES

#### A. DESCRIPTION

1. This Specification Section covers the preparation and submission of all work plans, drawings, samples, manufacturer's literature and brochures, installation instructions, and operation and maintenance manuals as specified herein and in the various sections of these Specifications.
2. A Submittal Schedule shall be submitted for approval within five (5) calendar days after receipt of Notice to Proceed.

### 3.14 DRAWINGS

- A. The term "drawings" as used herein includes 'Shop Drawings' as required for fabrication, erection and installation, layout, and setting of proposed improvements; lists or schedules of materials and catalogues and brochures; performance and test data; and all other drawings and descriptive data pertaining to materials and methods of construction as may be required to show that the materials, equipment, or systems and the positions thereof conform to the requirements of the Contract Documents.
- B. Where specified and if so directed by the Owner's Representative provide shop drawings that are accompanied by design computations.
- C. Sheet sizes of drawings shall not exceed 24 in. by 36 in. The title block on all drawings shall bear the name of the Owner, the name of the project, and the project location.
- D. The Contractor's drawings shall be submitted electronically in PDF format to the Owner's Representative for review and approval.
- E. The Contractor shall maintain a complete set of construction drawings at the jobsite, clearly marked to reflect as-built conditions. Upon completion of the work, the Contractor shall submit these Record Drawings to the Owner's Representative.
- F. The Owner's Representative will review drawings and schedules only for conformance with the design of the Project and for compliance with the Contract Documents and Contract Drawings. The Contractor shall make any and all updates and corrections required by the Owner's Representative
- G. Drawings shall be reviewed and returned within ten (10) working days of receipt of drawings at jobsite. Drawings and all supporting data, catalogs, or similar information shall be prepared by the Contractor or his suppliers and subcontractors but shall be submitted as instruments of the Contractor.
- H. The Owner's Representative review of drawings will be of a general nature and shall not relieve the Contractor from responsibility for errors and omissions of any sort, for deviations from Drawings or Specifications, or for conflict with the work of others that may result from such deviations. The Owner's Representative review of drawings will not relieve the Contractor of responsibility to complete the work in accordance with the requirements of the Contract Documents.



- I. After Notice of Award, the Contractor shall submit a Submittal Schedule to the Owner's Representative. The Contractor's schedule shall be brought up to date from time to time to show the latest changes, omissions, and additions. The Schedule will be based on the Contractor's Construction Schedule and will show when the Contractor will submit the drawings and when he/she expects them to be returned so that construction activities shown on the Construction Schedule are not interrupted. There will be a minimum of three weeks between these two activities. Specific methods and routines for handling drawing reviews shall be established in advance within the general framework of the Contract Documents.
- J. Work for which the Contractor's submittals are required shall not be started until the submittals have been reviewed and accepted in writing by the Owner or Landscape Architect. Any revision by the Contractor of a previously accepted submittal must be accepted in writing by the Owner's Representative before implementation.

### 3.15 SAMPLES

- A. The Contractor shall, at his or her expense, furnish the Owner's Representative with samples of the various materials as specified in these Specification and Drawings. Samples shall be delivered to the office of the Owner's Representative at the Contractor's expense.

### 3.16 PRODUCT DATA

- A. The Contractor shall submit to the Owner's Representative all required Material Safety Data Sheets (MSDS) and all Product Data Sheets and any other relevant product information for all items identified in the Technical Specifications and Drawings. All data shall be furnished by the Contractor in accordance with the approved schedule.

#### B. SUBMITTAL LOG

- 1. Contractor to provided the following information:
  - a. An I.D. number for each item
  - b. Specification Section, Paragraph Number and Line Item Number (ie. 321313 / 1.3 / A)
  - c. Item Name
  - d. Description of the Item
  - e. Date Submitted
  - f. Status: Approved / Approved As Noted / Rejected
  - g. Sub-Contractor (If any) providing the material
  - h. Comments

### 3.17 QUALITY CONTROL DESCRIPTION

- A. This Section provides the requirements for Contract quality control (QC) pertaining to the Work, including:
  - 1. QC of products and workmanship;
  - 2. Manufacturer's instructions; and



3. Manufacturer's certificates and field services.

3.18 WORKMANSHIP

- A. The Contractor shall comply with industry standards of the region, except when more restrictive tolerances or specified requirements indicate more rigid standards or more precise workmanship.
- B. The Contractor shall provide suitably-qualified personnel to produce work of specified quality.
- C. The Contractor shall secure products in place with positive anchorage devices designed and sized to withstand stresses, vibration, and racking.
- D. The Contractor shall provide materials to match approved samples.

3.19 MANUFACTURER'S INSTRUCTIONS

- A. The Contractor shall require compliance with instructions in full detail, including each step in sequence. Should instructions conflict with the Contract Documents, the Contractor shall request clarification from the Owner's Representative before proceeding.

3.20 MANUFACTURER'S CERTIFICATES

- A. When required in individual Specifications sections, the Contractor shall submit manufacturer's certificates, in duplicate, certifying that products meet or exceed specified requirements.

3.21 TESTING LABORATORY SERVICES (NIC)

- A. Not Utilized in this Contract
- B. (Modify as Required)

3.22 MANUFACTURER'S FIELD SERVICES

- A. When required by the manufacturer or Owner's Representative, the Contractor shall have the manufacturer provide a qualified representative to observe field conditions, conditions of surfaces and installation, and quality of workmanship as applicable and to make written report of observations and recommendations to the Owner's Representative

3.23 AUTHORITY OF OWNER'S REPRESENTATIVE

- A. The Owner's Representative will decide all questions that may arise as to the quality and acceptability of materials furnished. All questions that may arise as to the interpretation of the Contract Drawing and Specifications shall be determined by the Owner's Representative.



- B. The Owner and Owner's Representative shall not be responsible for the Contractor's means, methods, techniques, sequences, or procedures of construction or the safety precautions and programs incident thereto, and the Owner's Representative will not be responsible for the Contractor's failure to perform the work in accordance with the Contract Documents.
- C. The Owner's Representative will not be responsible for the acts or omissions of the Contractor or any subcontractors, of the agents or employees of any Contractor or subcontractor, or of any other persons at the site or otherwise performing any of the work.

### 3.24 COORDINATION OF DRAWINGS AND SPECIFICATIONS

- A. The Contractor shall take no advantage of any apparent error or omission in the Contract Drawings or Specifications. In the event the Contractor discovers such a discrepancy, error or omission, he shall immediately notify the Owner's Representative. After review and consultation with the Owner's Representative the Owner's Representative will issue clarifications, provide interpretations and make such corrections as may be deemed necessary for the Contractor to proceed with fulfilling the intent of the Contract Drawings and Specifications.
- B. When general reference is made on the Contract Drawings or within the Specifications to any cited Standard Specifications, it shall refer to the current edition of such Specifications or the latest revision thereof or interim Specifications adopted and in effect on the date of Effective Date of Agreement. In the event of a conflict between the Contract Drawings and the specifications, the Owner's Representative shall be notified to provide a clarification to the Contractor.

### 3.25 COOPERATION WITH UTILITIES

- A. The Contractor will notify all utility companies, all pipeline owners, or other parties affected and endeavor to have all necessary adjustments of the public or private utility fixtures, pipelines, and other appurtenances within or adjacent to the limits of construction made as soon as practical.
- B. Water lines, gas lines, wire lines, service connections, water and gas meter boxes, water and gas valve boxes, light standards, cableways, signals, and all other utility appurtenances within the limits of the proposed construction which are to be crossed, relocated or adjusted are to be moved by the Contractor or its designated agents, except as otherwise noted on the Contract Drawings. In the case of utility lines, the Contractor shall coordinate with the respective utilities for their removal and relocation.
- C. Attention is directed to the possible existence of underground facilities not known to the Owner's Representative or in a location different from that which is shown on the Contract Drawings. The Contractor shall take steps to ascertain the exact location of all underground facilities prior to doing work that may damage such facilities or interfere with their service.



3.26 INDEPENDENT TESTING AND INSPECTION (NIC)

- A. Not Applicable under this Contract

3.27 REQUIREMENTS

- A. The requirements for sampling and testing or inspection are specified in the Specifications and Drawings. The Contractor shall maintain a complete and up-to-date file of all quality control documentation at the jobsite.

3.28 MATERIAL AND EQUIPMENT

- A. DESCRIPTION

- 1. This Specification Section includes the requirements for the transportation, handling, storage, and protection of materials and equipment as specified herein and in the various Sections of these Specifications. This Section also addresses the procedure for Contractor-proposed product substitutions.

3.29 MANUFACTURER REQUIREMENTS

- A. In general, the Contractor shall receive, handle, and store materials and equipment in accordance with manufacturer's recommendations and in a manner which will protect such items from damage or deterioration.
- B. GENERAL
- C. Products include the material, equipment, and systems used on this Project. Comply with the Specifications, Drawings and referenced standards as minimum requirements.

3.30 TRANSPORTATION AND HANDLING

- A. The Contractor shall receive, handle, and store materials and equipment supplied by him/her in a manner that will protect such items from damage or deterioration in accordance with procedures provided by product manufacturers and the Owner.
- B. Promptly inspect the shipments to assure that the products comply with requirements, the quantities are correct, and the products are undamaged.

3.31 STORAGE AND PROTECTION

- A. Materials and equipment shall be stored off the ground on blocking or pallets and shall be covered for protection from vandalism and weather damage.



- B. Materials and equipment shall be stored, tested, and cleaned prior to use, in accordance with the Specification and all specific manufacturers' requirements. Damaged or nonconforming items shall be removed immediately to a separated storage area for expeditious removal from site.
- C. The Contractor shall provide a secure outside storage area in the vicinity of the site.

### 3.32 SUBSTITUTIONS

- A. Substitutions will be considered only when a product becomes unavailable due to no fault of the Contractor or when deemed appropriate by the Owner's Representative
- B. Document each request with complete data substantiating the compliance of the proposed substitution with the Contract Documents.
- C. The requested substitution proposed constitutes a representation that the Contractor:
  - 1. Has investigated the proposed product and determined that it meets or exceeds, in all respects, the specified product.
  - 2. Will provide the same warranty for substitution as for the specified product.
  - 3. Will coordinate installation and make other changes which may be required for the Work to be complete in all respects.
  - 4. Waives claims for additional costs which may subsequently become apparent.
- D. Substitutions will be considered when they are indicated or implied on shop drawings or product data submittals without separate written request, or when acceptance will require substantial revision of the Contract Documents.
- E. The Owner's Representative will determine acceptability of the proposed substitution, and will notify the Contractor of acceptance or rejection in writing within a reasonable time. Only one request for the substitution will be considered for each product. When substitution is not accepted, the Contractor shall provide the specified product.

### 3.33 REJECTED MATERIALS AND DEFECTIVE WORK

- A. Materials furnished by the Contractor and rejected by the Owner's Representative as unsuitable or not in conformity with the specifications shall forthwith be removed from the job-site and work area by the Contractor, and shall not be made use of elsewhere in the work.
- B. Any errors, defects, or omissions in the execution of work or in the materials furnished by the Contractor, even though they may have been passed or overlooked or have appeared after the completion of the work, discovered at any time before the final payment is made hereunder, shall be forthwith rectified and made good by and at the expense of the Contractor and in a manner satisfactory to the Owner or Owner's Representative.
- C. The Contractor shall reimburse the Owner for any expense, losses or damages incurred in consequence of any defect error, omission or act of the Contractor or his employees, as determined by the Owner's Representative, occurring previous to the final payment.



### 3.34 PROJECT CLOSEOUT

#### A. DESCRIPTION

1. This Section specifies administrative and procedural requirements for the project closeout including, but not limited to:
  - a. Project record document (As-Built drawings) submittal. Maintain a clean, undamaged set of blue or black line white-prints of Contract Drawings and Shop Drawings. Mark the set to show the actual installation where the installation varies substantially from the Work as originally shown. Mark whichever drawing is most capable of showing conditions fully and accurately; where Shop Drawings are used, record a cross-reference at the corresponding location on the Contract Drawings. Give particular attention to concealed elements that would be difficult to measure and record at a later date.
  - b. Organize record drawing sheets into manageable sets, bind with durable paper cover sheets, and print suitable titles, dates and other identification on the cover of each set. Upon completion of work, submit record drawings to the Owner's Representative.
2. Record Specifications
  - a. Maintain one complete copy of the Project Manual, including addenda. Mark these documents to show substantial variations in actual Work performed in comparison with the Specifications and modifications. Give particular attention to substitutions, selection of options and similar information on elements that are concealed or cannot otherwise be readily discerned later by direct observation. Note related record drawing information and Product Data. Upon completion of the Work, submit record Specifications.
3. Test Results
  - a. Not Applicable this project
4. REMOVAL OF PROTECTION
  - a. Remove temporary protection and facilities installed for protection of the Work during construction. Fencing and erosion and sediment control measures and best management practices can be removed after permanent measures have been established.

### 3.35 WARRANTIES

#### A. DESCRIPTION

1. This Section specifies general administration and procedural requirements for warranties and bonds required by the Contract Documents, including manufacturers' standard warranties on products and special warranties.
  - a. Refer to the General Conditions for terms of the Contractor's special warranty of workmanship and materials;
  - b. General closeout requirements are included in Section "Project Closeout"; and
  - c. Specific requirements for warranties for the Work and products and installations that are specified to be warranted are included in the specifications and Drawings.
2. Disclaimers and Limitations
  - a. Manufacturer's disclaimers and limitations on product warranties do not relieve the Contractor of the warranty on the Work that incorporates the products, nor does it



relieve suppliers, manufacturers, and subcontractors required to countersign special warranties with the Contractor.

B. DEFINITIONS

1. Standard Warranties
  - a. Standard product warranties are pre-printed written warranties published by individual manufacturers for particular products and are specifically endorsed by the manufacturer to the Owner.
2. Special Warranties
  - a. Special warranties are written required by or incorporated in the Contract Documents, either to extend time limits provided by standard warranties or to provide greater rights for the Owner.

C. WARRANTY REQUIREMENTS

1. Related Damages and Losses
  - a. When correcting warranted Work that has failed, remove and replace other Work that has been damaged as a result of such failure or that must be removed and replaced to provide access for corrections of warranted Work.
2. Reinstatement of Warranty
  - a. When Work covered by a warranty has failed and been corrected by replacement or rebuilding, reinstate the warranty by written endorsement. The reinstated warranty shall be equal to the original warranty with an equitable adjustment for depreciation.
3. Replacement Cost
  - a. Upon determination that Work covered by a warranty has failed, replace or rebuild the Work to an acceptable condition complying with requirements of Contract Documents. The Contractor is responsible for the cost of replacing or rebuilding defective Work regardless of whether the Owner's Representative has benefited from use of the Work through a portion of its anticipated useful service life.
4. Owner's Recourse
  - a. Written warranties made to the Owner are in addition to implied warranties, and shall not limit the duties, obligations, rights and remedies otherwise available under the law, nor shall warranty periods be interpreted as limitations on time in which the Owner can enforce such other duties, obligations, rights and remedies.
5. Rejection of Warranties
  - a. The Owner's Representative reserves the right to reject warranties and to limit selections to products with warranties not in conflict with requirements of the Contract Documents. The Owner's Representative reserves the right to refuse to accept Work for the Project where a special warranty, certification, or similar commitment is required on such Work or part of the Work, until evidence is presented that entities required to counter sign such commitments are willing to do so.
  - b. All warranties shall be submitted to the Owner in accordance with conditions of the Contract and the Submittals.

D. WARRANTY PERIOD



1. All warranties required by the Contract documents shall commence on the date of Final Acceptance.
2. Warranty period is one (1) year from date of Final Acceptance unless otherwise specified.

END OF SECTION 010000



## SECTION 015639 - TEMPORARY TREE AND PLANT PROTECTION

### PART 1 - GENERAL

#### 1.1 RELATED DOCUMENTS

- A. Drawings and general provisions of the Contract, including General Requirements, apply to this Section.

#### 1.2 SUMMARY

- A. Section includes general protection and pruning of existing trees and plants that are affected by execution of the Work, whether temporary or permanent construction.
- B. Related Requirements:
  - 1. Section 024119 - Selective Demolition

#### 1.3 DEFINITIONS

- A. (DBH): Diameter breast height; diameter of a trunk as measured by the average of the smallest and largest diameters at a height **54 inches** above the ground line for trees with caliper of **8 inches** or greater as measured at a height of **12 inches** above the ground.
- B. Plant-Protection Zone: Area surrounding individual trees, groups of trees, shrubs, or other vegetation to be protected during construction and indicated on Drawings.
- C. Tree-Protection Zone: Area surrounding individual trees or groups of trees to be protected during construction and indicated on Drawings defined by a circle concentric with each tree with a radius 1.5 times the diameter of the drip line unless otherwise indicated .
- D. Vegetation: Trees, shrubs, groundcovers, grass, and other plants.

#### 1.4 PRE- CONSTRUCTION MEETINGS

- A. Pre-construction Conference: Conduct conference at Project site .
  - 1. Review methods and procedures related to temporary tree and plant protection including, but not limited to, the following:
    - a. Tree-service firm's personnel, and equipment needed to make progress and avoid delays.
    - b. Arborist's responsibilities.
    - c. Coordination of Work and equipment movement with the locations of protection zones.
    - d. Trenching by hand or with air spade within protection zones.



- e. Field quality control and maintenance.
- f. Coordination by Parks Department City Forester and Forestry crews.

## 1.5 ACTION SUBMITTALS

- A. Product Data: For each type of product.

## 1.6 QUALITY ASSURANCE

- A. Arborist Qualifications: Licensed arborist in jurisdiction where Project is located .

## 1.7 FIELD CONDITIONS

- A. The following practices are prohibited within protection zones:
  - 1. Storage of construction materials, debris, or excavated material.
  - 2. Moving or parking vehicles or equipment.
  - 3. Foot traffic.
  - 4. Erection of sheds or structures.
  - 5. Impoundment of water.
  - 6. Excavation or other digging unless otherwise indicated.
  - 7. Attachment of signs to or wrapping materials around trees or plants unless otherwise indicated.
- B. Prohibit heat sources, flames, ignition sources, and smoking within or near protection zones and organic mulch.

## PART 2 - PRODUCTS

### 2.1 MATERIALS

- A. Backfill Soil: Stockpiled soil mixed with planting soil of suitable moisture content and granular texture for placing around tree; free of stones, roots, plants, sod, clods, clay lumps, pockets of coarse sand, concrete slurry, concrete layers or chunks, cement, plaster, building debris, and other extraneous materials harmful to plant growth.
  - 1. Mixture: Well-blended mix of two parts stockpiled soil to one part planting soil .
- B. Protection-Zone Fencing: Fencing fixed in position and meeting the following requirements:
  - 1. Plastic Protection-Zone Fencing: Plastic construction fencing constructed of high-density extruded and stretched polyethylene fabric with **2-inch** maximum opening in pattern and weighing a minimum of **0.4 lb/ft.**; remaining flexible from **minus 60 to plus 200 deg F**; inert to most chemicals and acids; minimum tensile yield strength of **2000 psi** and ultimate tensile strength of **2680 psi**; secured with plastic bands or galvanized-steel or



stainless-steel wire ties; and supported by tubular or T-shape galvanized-steel posts spaced not more than 96 inches apart.

- a. Height: 72 inches .
  - b. Color: High-visibility orange, nonfading.
2. Tree Trunk Protection: 2"x3" or 2"x4" softwood lumber wrapped around tree with wire ties or strapping

## PART 3 - EXECUTION

### 3.1 PREPARATION

- A. Protect tree root systems from damage caused by runoff or spillage of noxious materials while mixing, placing, or storing construction materials. Protect root systems from ponding, eroding, or excessive wetting caused by dewatering operations.

### 3.2 PROTECTION ZONES

- A. Protection-Zone Fencing: Install protection-zone fencing along edges of protection zones before materials or equipment are brought on the site and construction operations begin in a manner that will prevent people from easily entering protected areas except by entrance gates. Construct fencing so as not to obstruct safe passage or visibility at vehicle intersections where fencing is located adjacent to pedestrian walkways or in close proximity to street intersections, drives, or other vehicular circulation.
- B. Maintain protection zones free of trash.
- C. Maintain protection-zone fencing in good condition as acceptable by Owner's Representative and remove when construction operations are complete and equipment has been removed from the site.
  1. Do not remove protection-zone fencing, even temporarily, to allow deliveries or equipment access through the protection zone.
  2. Temporary access is permitted subject to preapproval in writing by Owner's Representative if a root buffer effective against soil compaction is constructed as directed by Owner's Representative. Maintain root buffer so long as access is permitted.

### 3.3 EXCAVATION

- A. General: Excavate at edge of protection zones and for trenches indicated within protection zones according to requirements in Section 312000 "Earth Moving" unless otherwise indicated.
- B. Redirect roots in backfill areas where possible. If encountering large, main lateral roots, expose roots beyond excavation limits as required to bend and redirect them without breaking. If encountered immediately adjacent to location of new construction and redirection is not practical, cut roots approximately 3 inches back from new construction and as required for root pruning.



- C. Do not allow exposed roots to dry out before placing permanent backfill. Provide temporary earth cover and wrap with dampened burlap. Water and maintain in a moist condition. Temporarily support and protect roots from damage until they are permanently relocated and covered with soil or as directed by Owner's Representative.

### 3.4 ROOT PRUNING

- A. Prune tree roots that are affected by temporary and permanent construction. Prune roots as follows:
  - 1. Cut roots manually by digging a trench and cutting exposed roots with sharp pruning instruments; do not break, tear, chop, or slant the cuts. Do not use a backhoe or other equipment that rips, tears, or pulls roots.
  - 2. No roots larger than two (2) inches in diameter may be cut without permission of the City Forester. Cuts must be made with hand-pruner, handsaws, or chainsaws.
  - 3. Temporarily support and protect roots from damage until they are permanently redirected and covered with soil.
  - 4. Cover exposed roots with burlap and water regularly.
  - 5. Backfill as soon as possible according to requirements in Section 312000 "Earth Moving."
- B. Root Pruning within Protection Zone: Clear and excavate by hand or with air spade to the depth of the required excavation to minimize damage to tree root systems. If excavating by hand, use narrow-tine spading forks to comb soil to expose roots. Cleanly cut roots as close to excavation as possible.

### 3.5 REGRADING

- A. Lowering Grade: Where new finish grade is indicated below existing grade around trees, slope grade beyond the protection zone. Maintain existing grades within the protection zone.
- B. Lowering Grade within Protection Zone: Where new finish grade is indicated below existing grade around trees, slope grade away from trees as recommended by Owner's Representative unless otherwise indicated.
  - 1. Root Pruning: Prune tree roots exposed by lowering the grade. Do not cut main lateral roots or taproots; cut only smaller roots. Cut roots as required for root pruning.
- C. Minor Fill within Protection Zone: Where existing grade is **2 inches** or less below elevation of finish grade, fill with backfill soil. Place backfill soil in a single uncompacted layer and hand grade to required finish elevations.

### 3.6 REPAIR AND REPLACEMENT

- A. General: Repair or replace trees, shrubs, and other vegetation indicated to remain or to be relocated that are damaged by construction operations, in a manner approved by Owner's Representative.



1. Submit details of proposed pruning and repairs.
  2. Perform repairs of damaged trunks, branches, and roots within 24 hours according to arborist's written instructions.
  3. Replace trees and other plants that cannot be repaired and restored to full-growth status, as determined by Owner's Representative. Replacement trees to be equal to the total diameter of mature tree by multiple equal diameter specimens.
- B. Trees: Remove and replace trees tha damaged during construction operations that Owner's Representative determines are incapable of restoring to normal growth pattern.
1. Small Trees: Provide new trees of same size and species as those being replaced for each tree that measures 4" or smaller in caliper size.
  2. Large Trees: Provide multiple trees of 2-1/2" - 3" caliper size to equal total diameter of tree being replaced. .
    - a. Species: As determined by Owner's Representative.
  3. Plant and maintain new trees as specified in Section 329300 "Plants."
- C. Soil Aeration: Where directed by Owner's Representative, aerate surface soil compacted during construction. Aerate to loosen soil **10 feet** beyond drip line and no closer than 36" to tree trunk with air spade.

### 3.7 DISPOSAL OF SURPLUS AND WASTE MATERIALS

- A. Disposal: Remove excess excavated material, displaced trees, trash, and debris and legally dispose of them off Owner's property.

END OF SECTION 015639



## SECTION 024119 - SELECTIVE DEMOLITION

### PART 1 - GENERAL

#### 1.1 RELATED DOCUMENTS

- A. Drawings and general provisions of the Contract, including General Requirements, apply to this Section.

#### 1.2 SUMMARY

- A. Section Includes:
  - 1. Demolition and removal of selected site elements.
- B. Related Requirements:
  - 1. Section 015639 "Temporary Tree and Plant Protection" for temporary protection of existing trees and plants that are affected by selective demolition.

#### 1.3 DEFINITIONS

- A. Remove: Detach items from existing construction and legally dispose of them off-site unless indicated to be salvaged or reinstalled.
- B. Remove and Reinstall: Detach items from existing construction, in a manner to prevent damage, prepare for reuse, and reinstall where indicated.
- C. Existing to Remain: Leave existing items that are not to be removed and that are not otherwise indicated to be salvaged or reinstalled.
- D. Dismantle: To remove by disassembling or detaching an item from a surface, using gentle methods and equipment to prevent damage to the item and surfaces; disposing of items unless indicated to be salvaged or reinstalled.

#### 1.4 MATERIALS OWNERSHIP

- A. Unless otherwise indicated, demolition waste becomes property of Contractor.
- B. Historic items, relics, antiques, and similar objects including, but not limited to, cornerstones and their contents, commemorative plaques and tablets, and other items of interest or value to Owner that may be uncovered during demolition remain the property of Owner.
  - 1. Carefully salvage in a manner to prevent damage and promptly return to Owner.



## 1.5 PRE-CONSTRUCTION MEETINGS

- A. Predemolition Conference: Conduct conference at Project site .
  - 1. Inspect and discuss condition of construction to be selectively demolished.
  - 2. Review and finalize selective demolition schedule and verify availability of materials, demolition personnel, equipment, and facilities needed to make progress and avoid delays.
  - 3. Review requirements of work performed by other trades that rely on substrates exposed by selective demolition operations.
  - 4. Review areas where existing construction is to remain and requires protection.

## 1.6 INFORMATIONAL SUBMITTALS

- A. Proposed Protection Measures: Submit report, including Drawings, that indicates the measures proposed for protecting individuals and property , for environmental protection , for dust control and , for noise control. Indicate proposed locations and construction of barriers.
- B. Schedule of Selective Demolition Activities: Indicate the following:
  - 1. Detailed sequence of selective demolition and removal work, with starting and ending dates for each activity. Ensure Owner's on-site uses are uninterrupted.
  - 2. Interruption of utility services. Indicate how long utility services will be interrupted.
  - 3. Coordination for shutoff, capping, and continuation of utility services.
  - 4. Coordination of Owner's continuing use of portions of existing site and of Owner's partial use of completed Work.
- C. Warranties: Documentation indicating that existing warranties are still in effect after completion of selective demolition.

## 1.7 FIELD CONDITIONS

- A. Owner will occupy portions of the site immediately adjacent to selective demolition area. Conduct selective demolition so Owner's use will not be disrupted.
- B. Conditions existing at time of inspection for bidding purpose will be maintained by Owner as far as practical.
  - 1. Before selective demolition, Owner will remove the items specifically indicated on the drawings
- C. Notify Owner's Representative of discrepancies between existing conditions and Drawings before proceeding with selective demolition.
- D. Hazardous Materials: It is not expected that hazardous materials will be encountered in the Work.



1. If suspected hazardous materials are encountered, do not disturb; immediately notify Architect and Owner. Hazardous materials will be removed by Owner under a separate contract.
- E. Storage or sale of removed items or materials on-site is not permitted.
- F. Utility Service: Maintain existing utilities indicated to remain in service and protect them against damage during selective demolition operations.

#### 1.8 WARRANTY

- A. Existing Warranties: Remove, replace, patch, and repair materials and surfaces cut or damaged during selective demolition, by methods and with materials and using approved contractors so as not to void existing warranties. Notify warrantor before proceeding.
- B. Notify Owner on completion of selective demolition, and obtain documentation verifying that existing system has been inspected and warranty remains in effect. Submit documentation at Project closeout.

#### 1.9 COORDINATION

- A. Arrange selective demolition schedule so as not to interfere with Owner's use.

### PART 2 - PRODUCTS

#### 2.1 PERFORMANCE REQUIREMENTS

- A. Regulatory Requirements: Comply with governing EPA notification regulations before beginning selective demolition. Comply with hauling and disposal regulations of authorities having jurisdiction.
- B. Standards: Comply with ASSE A10.6 and NFPA 241.

### PART 3 - EXECUTION

#### 3.1 EXAMINATION

- A. Verify that utilities have been disconnected and capped before starting selective demolition operations.
  1. Contact Dig Safe-Provide Dig Safe number to Owner prior to mobilization.
- B. Review Project Record Documents of existing construction or other existing condition and hazardous material information provided by Owner. Owner does not guarantee that existing conditions are same as those indicated in Project Record Documents.



1. Meet with Owner's Representative to identify local utilities prior to mobilization.
- C. Survey of Existing Conditions: Record existing conditions by use of preconstruction photographs, measured drawings.
  1. Comply with requirements specified in Section 013233 "Photographic Documentation."
  2. Inventory and record the condition of items to be removed and salvaged. Provide photographs or video of conditions that might be misconstrued as damage caused by salvage operations. Notify Owner's Representative of damaged items.
  3. Before selective demolition or removal of existing elements that will be reproduced or duplicated in final Work, make permanent record of measurements, materials, and construction details required to make exact reproduction.

### 3.2 PROTECTION

- A. Temporary Protection: Provide temporary barricades and other protection required to prevent injury to people and damage to adjacent buildings and facilities to remain.
  1. Provide protection to ensure safe passage of people around selective demolition area and to and from occupied portions of the site.
  2. Protect walls, ceilings, floors, and other existing finish work that are to remain or that are exposed during selective demolition operations.
  3. Comply with requirements for temporary enclosures, dust control, heating, and cooling specified in Section 015000 "Temporary Facilities and Controls."
- B. Remove temporary barricades and protections where hazards no longer exist.

### 3.3 SELECTIVE DEMOLITION, GENERAL

- A. General: Demolish and remove existing construction only to the extent required by new construction and as indicated. Use methods required to complete the Work within limitations of governing regulations and as follows:
  1. Neatly cut openings and holes plumb, square, and true to dimensions required. Use cutting methods least likely to damage construction to remain or adjoining construction. Use hand tools or small power tools designed for sawing or grinding, not hammering and chopping. Temporarily cover openings to remain.
  2. Cut or drill from the exposed or finished side into concealed surfaces to avoid marring existing finished surfaces.
  3. Do not use cutting torches until work area is cleared of flammable materials. At concealed spaces, such as duct and pipe interiors, verify condition and contents of hidden space before starting flame-cutting operations. Maintain portable fire-suppression devices during flame-cutting operations.
  4. Maintain adequate ventilation when using cutting torches.
  5. Remove decayed, vermin-infested, or otherwise dangerous or unsuitable materials and promptly dispose of off-site.
  6. Dispose of demolished items and materials promptly and legally off site.



- B. Site Access and Temporary Controls: Conduct selective demolition and debris-removal operations to ensure minimum interference with roads, streets, walks, walkways, and other adjacent occupied and used facilities.

### 3.4 SELECTIVE DEMOLITION PROCEDURES FOR SPECIFIC MATERIALS

- A. Concrete: Demolish in small sections. Using power-driven saw, cut concrete to a depth of at least **3/4 inch** at junctures with construction to remain. Dislodge concrete from reinforcement at perimeter of areas being demolished, cut reinforcement, and then remove remainder of concrete.
- B. Bituminous Concrete: Demolish in sections. Cut concrete full depth at junctures with construction to remain and at regular intervals using power-driven saw, and then remove concrete between saw cuts.
- C. Concrete Slabs-on-Grade: Saw-cut perimeter of area to be demolished, and then break up and remove.

### 3.5 DISPOSAL OF DEMOLISHED MATERIALS

- A. Remove demolition waste materials from Project site and dispose of legally.
  - 1. Do not allow demolished materials to accumulate on-site.
  - 2. Remove and transport debris in a manner that will prevent spillage on adjacent surfaces and areas.
  - 3. Remove debris from elevated portions of building by chute, hoist, or other device that will convey debris to grade level in a controlled descent.
- B. Burning: Do not burn demolished materials.

### 3.6 CLEANING

- A. Clean adjacent structures and improvements of dust, dirt, and debris caused by selective demolition operations. Return adjacent areas to condition existing before selective demolition operations began.

END OF SECTION 024119



## SECTION 312000 - EARTH MOVING

### PART 1 - GENERAL

#### 1.1 RELATED DOCUMENTS

- A. Drawings and general provisions of the Contract, including General Requirements apply to this Section.

#### 1.2 SUMMARY

- A. Section Includes:

1. Excavating and filling for rough grading the Site.
2. Preparing subgrades for slabs-on-grade, walks, pavements, planting, and turf.
3. Drainage course for concrete slabs-on-grade.
4. Subbase course for concrete pavements.
5. Subbase course and base course for asphalt paving.

- B. Related Requirements:

1. Section 32 12 16 - Asphalt Paving
2. Section 32 13 13 - Concrete Paving
3. Section 32 91 19 - Landscape Grading
4. Section 329200 - Turf and Grasses

#### 1.3 DEFINITIONS

- A. Backfill: Soil material or controlled low-strength material used to fill an excavation.
  1. Initial Backfill: Backfill placed beside and over pipe in a trench, including haunches to support sides of pipe.
  2. Final Backfill: Backfill placed over initial backfill to fill a trench.
- B. Base Course: Aggregate layer placed between the subbase course and hot-mix asphalt paving.
- C. Bedding Course: Aggregate layer placed over the excavated subgrade in a trench before laying pipe.
- D. Borrow Soil: Satisfactory soil imported from off-site for use as fill or backfill.
- E. Drainage Course: Aggregate layer supporting the slab-on-grade that also minimizes upward capillary flow of pore water.
- F. Excavation: Removal of material encountered above subgrade elevations and to lines and dimensions indicated.



1. Authorized Additional Excavation: Excavation below subgrade elevations or beyond indicated lines and dimensions as directed by Architect. Authorized additional excavation and replacement material will be paid for according to Contract provisions for unit prices .
2. Bulk Excavation: Excavation more than 10 feet in width and more than 30 feet in length.
3. Unauthorized Excavation: Excavation below subgrade elevations or beyond indicated lines and dimensions without direction by Architect. Unauthorized excavation, as well as remedial work directed by Architect, shall be without additional compensation.

G. Fill: Soil materials used to raise existing grades.

H. Rock: Rock material in beds, ledges, unstratified masses, conglomerate deposits, and boulders of rock material 3/4 cu. yd. or more in volume that exceed a standard penetration resistance of 100 blows/2 inches when tested by a geotechnical testing agency, according to ASTM D1586.

I. Structures: Buildings, footings, foundations, retaining walls, slabs, tanks, curbs, mechanical and electrical appurtenances, or other man-made stationary features constructed above or below the ground surface.

J. Subbase Course: Aggregate layer placed between the subgrade and base course for hot-mix asphalt pavement, or aggregate layer placed between the subgrade and a cement concrete pavement or a cement concrete or hot-mix asphalt walk.

K. Subgrade: Uppermost surface of an excavation or the top surface of a fill or backfill immediately below subbase, drainage fill, drainage course, or topsoil materials.

L. Utilities: On-site underground pipes, conduits, ducts, and cables as well as underground services within buildings.

#### 1.4 PREINSTALLATION MEETINGS

A. Preinstallation Conference: Conduct preexcavation conference at Project site .

1. Review methods and procedures related to earthmoving, including, but not limited to, the following:
  - a. Personnel and equipment needed to make progress and avoid delays.
  - b. Coordination of Work with utility locator service.
  - c. Coordination of Work and equipment movement with the locations of tree- and plant-protection zones.
  - d. Extent of excavation by hand or with air spade.
  - e. Field quality control.

#### 1.5 FIELD CONDITIONS

A. Traffic: Minimize interference with adjoining roads, streets, walks, and other adjacent occupied or used facilities during earth-moving operations.



1. Do not close or obstruct streets, walks, or other adjacent occupied or used facilities without permission from Owner and authorities having jurisdiction.
  2. Provide alternate routes around closed or obstructed traffic ways if required by Owner or authorities having jurisdiction.
- B. Utility Locator Service: Notify utility locator service "Dig Safe System" for area where Project is located before beginning earth-moving operations.
- C. Do not commence earth-moving operations until temporary site fencing and erosion- and sedimentation-control measures specified in 312500 - Erosion & Sedimentation Control are in place.
- D. Do not commence earth-moving operations until plant-protection measures specified in Section 015639 "Temporary Tree and Plant Protection" are in place.
- E. The following practices are prohibited within protection zones:
1. Storage of construction materials, debris, or excavated material.
  2. Parking vehicles or equipment.
  3. Foot traffic.
  4. Erection of sheds or structures.
  5. Impoundment of water.
  6. Excavation or other digging unless otherwise indicated.
  7. Attachment of signs to or wrapping materials around trees or plants unless otherwise indicated.
- F. Do not direct vehicle or equipment exhaust towards protection zones.
- G. Prohibit heat sources, flames, ignition sources, and smoking within or near protection zones.

## PART 2 - PRODUCTS

### 2.1 SOIL MATERIALS

- A. General: Provide borrow soil materials when sufficient satisfactory soil materials are not available from excavations.
1. Unsatisfactory soils also include satisfactory soils not maintained within 2 percent of optimum moisture content at time of compaction.
- B. Base Course: Naturally or artificially graded mixture of natural or crushed gravel, crushed stone, and natural or crushed sand; ASTM D2940/D2940M; with at least 95 percent passing a 1-1/2-inch sieve and not more than 8 percent passing a No. 200 sieve.



## 2.2 GEOTEXTILES

- A. Subsurface Drainage Geotextile: Nonwoven needle-punched geotextile, manufactured for subsurface drainage applications, made from polyolefins or polyesters; with elongation greater than 50 percent; complying with AASHTO M 288 and the following, measured per test methods referenced:
  - 1. Survivability: Class 2; AASHTO M 288.
  - 2. Survivability: As follows:
    - a. Grab Tensile Strength: 157 lbf; ASTM D4632.
    - b. Sewn Seam Strength: 142 lbf; ASTM D4632.
    - c. Tear Strength: 56 lbf; ASTM D4533.
    - d. Puncture Strength: 56 lbf; ASTM D4833.
  - 3. Apparent Opening Size: No. 40 sieve, maximum; ASTM D4751.
  - 4. Permittivity: 0.5 per second, minimum; ASTM D4491.
  - 5. UV Stability: 50 percent after 500 hours' exposure; ASTM D4355.

## 2.3 ACCESSORIES

- A. Detectable Warning Tape: Acid- and alkali-resistant, polyethylene film warning tape manufactured for marking and identifying underground utilities, a minimum of 6 inches wide and 4 mils thick, continuously inscribed with a description of the utility, with metallic core encased in a protective jacket for corrosion protection, detectable by metal detector when tape is buried up to 30 inches deep; colored as follows:
  - 1. Red: Electric.
  - 2. Yellow: Gas, oil, steam, and dangerous materials.
  - 3. Orange: Telephone and other communications.
  - 4. Blue: Water systems.
  - 5. Green: Sewer systems.

# PART 3 - EXECUTION

## 3.1 PREPARATION

- A. Protect structures, utilities, sidewalks, pavements, and other facilities from damage caused by settlement, lateral movement, undermining, washout, and other hazards created by earth-moving operations.
- B. Protect and maintain erosion and sedimentation controls during earth-moving operations.
- C. Protect subgrades and foundation soils from freezing temperatures and frost. Remove temporary protection before placing subsequent materials.



### 3.2 EXPLOSIVES

- A. Explosives: Do not use explosives.

### 3.3 EXCAVATION, GENERAL

- A. Unclassified Excavation: Excavate to subgrade elevations regardless of the character of surface and subsurface conditions encountered. Unclassified excavated materials may include rock, soil materials, and obstructions. No changes in the Contract Sum or the Contract Time will be authorized for rock excavation or removal of obstructions.
  - 1. If excavated materials intended for fill and backfill include unsatisfactory soil materials and rock, replace with satisfactory soil materials.
- B. Classified Excavation: Excavate to subgrade elevations. Material to be excavated will be classified as earth and rock. Do not excavate rock until it has been classified and cross sectioned by Architect. The Contract Sum will be adjusted for rock excavation according to unit prices included in the Contract Documents. Changes in the Contract Time may be authorized for rock excavation.
  - 1. Earth excavation includes excavating pavements and obstructions visible on surface; underground structures, utilities, and other items indicated to be removed; and soil, boulders, and other materials not classified as rock or unauthorized excavation.

### 3.4 EXCAVATION FOR WALKS AND PAVEMENTS

- A. Excavate surfaces under walks and pavements to indicated lines, cross sections, elevations, and subgrades.

### 3.5 SUBGRADE INSPECTION

- A. Notify Architect when excavations have reached required subgrade.
- B. If Architect determines that unsatisfactory soil is present, continue excavation and replace with compacted backfill or fill material as directed.
- C. Authorized additional excavation and replacement material will be paid for according to Contract provisions for changes in the Work.
- D. Reconstruct subgrades damaged by freezing temperatures, frost, rain, accumulated water, or construction activities, as directed by Architect, without additional compensation.

### 3.6 UNAUTHORIZED EXCAVATION

- A. Fill unauthorized excavation under foundations or wall footings by extending bottom elevation of concrete foundation or footing to excavation bottom, without altering top elevation. Lean



concrete fill, with 28-day compressive strength of 2500 psi, may be used when approved by Architect.

1. Fill unauthorized excavations under other construction, pipe, or conduit as directed by Architect.

### 3.7 STORAGE OF SOIL MATERIALS

- A. Stockpile borrow soil materials and excavated satisfactory soil materials without intermixing. Place, grade, and shape stockpiles to drain surface water. Cover to prevent windblown dust.
  1. Stockpile soil materials away from edge of excavations. Do not store within drip line of remaining trees.

### 3.8 BACKFILL

- A. Place and compact backfill in excavations promptly, but not before completing the following:
  1. Construction below finish grade including, where applicable, subdrainage, dampproofing, waterproofing, and perimeter insulation.
  2. Removing trash and debris.
- B. Place backfill on subgrades free of mud, frost, snow, or ice.

### 3.9 SOIL FILL

- A. Plow, scarify, bench, or break up sloped surfaces steeper than 1 vertical to 4 horizontal so fill material will bond with existing material.
- B. Place and compact fill material in layers to required elevations as follows:
  1. Under grass and planted areas, use satisfactory soil material.
  2. Under walks and pavements, use satisfactory soil material.
- C. Place soil fill on subgrades free of mud, frost, snow, or ice.

### 3.10 GRADING

- A. General: Uniformly grade areas to a smooth surface, free of irregular surface changes. Comply with compaction requirements and grade to cross sections, lines, and elevations indicated.
  1. Provide a smooth transition between adjacent existing grades and new grades.
  2. Cut out soft spots, fill low spots, and trim high spots to comply with required surface tolerances.



### 3.11 SUBBASE AND BASE COURSES UNDER PAVEMENTS AND WALKS

- A. Place base course on subgrades free of mud, frost, snow, or ice.
- B. On prepared subgrade, place base course under pavements and walks as follows:
  - 1. Install separation geotextile on prepared subgrade according to manufacturer's written instructions, overlapping sides and ends.
  - 2. Place base course material under hot-mix asphalt pavement.
  - 3. Shape base course to required crown elevations and cross-slope grades.
  - 4. Place base course 6 inches or less in compacted thickness in a single layer.
  - 5. Place base course that exceeds 6 inches in compacted thickness in layers of equal thickness, with no compacted layer more than 6 inches thick or less than 3 inches thick.

### 3.12 PROTECTION

- A. Protecting Graded Areas: Protect newly graded areas from traffic, freezing, and erosion. Keep free of trash and debris.
- B. Repair and reestablish grades to specified tolerances where completed or partially completed surfaces become eroded, rutted, settled, or where they lose compaction due to subsequent construction operations or weather conditions.
  - 1. Scarify or remove and replace soil material to depth as directed by Architect; reshape and recompact.
- C. Where settling occurs before Project correction period elapses, remove finished surfacing, backfill with additional soil material, compact, and reconstruct surfacing.
  - 1. Restore appearance, quality, and condition of finished surfacing to match adjacent work, and eliminate evidence of restoration to greatest extent possible.

### 3.13 DISPOSAL OF SURPLUS AND WASTE MATERIALS

- A. Transport surplus satisfactory soil to designated storage areas on Owner's property. Stockpile or spread soil as directed by Architect.
  - 1. Remove waste materials, including unsatisfactory soil, trash, and debris, and legally dispose of them off Owner's property.

END OF SECTION 312000



## SECTION 312500 - EROSION AND SEDIMENTATION CONTROLS

### PART 1 - GENERAL

#### 1.1 SUMMARY

- A. Furnish all labor, materials, equipment and incidentals required and perform all installation, maintenance, removal and area cleanup related to erosion and sedimentation control work required to meet Federal, State, and local permit requirements and as shown on the Drawings and as specified herein. The work shall include, but not necessarily be limited to; installation of temporary access ways and staging areas, compost filter socks, catch basin sediment filters (silt sack), sediment removal and disposal, device maintenance, removal of temporary devices, and final cleanup.
- B. Related Sections:
  - 1. Section 329119 - Landscape Grading.

#### 1.2 REFERENCES

- A. EPA document titled: "Stormwater Management for Construction Activities — Developing Pollution Prevention Plans and Best Management Practices" document number EPA 832-R-92-005, dated 1992, or most recent edition. State, County Conservation Districts or local Conservation Commission standards can be substituted for the EPA standard if the State, County or Local Conservation Commission standards is equal to, or more detailed than, the EPA standard.
- B. State of Rhode Island Department of Transportation Standard Specifications for Road and Bridge Construction, Current Edition with latest addenda.

#### 1.3 SUBMITTALS

- A. Submit, in accordance with Division 01 10 00 – General Requirements: Submittal Procedures ten (10) days after award of Contract, technical product literature for all commercial products to be used for erosion and sedimentation control.
- B. If a NPDES General Permit is required, Contractor shall, prior to the start of construction:
- C. Prepare and submit the EPA NPDES Notice of Intent to Discharge to the applicable EPA office in accordance with EPA regulations. Submit one copy of the permit to Owner's Representative for informational purposes only.
  - 1. Prepare and submit a Stormwater Pollution Prevention Plan (SWPPP) in accordance with the U.S. Environmental Protection Agency (EPA) National Pollution Discharge



Elimination System (NPDES) General Permit for this work. Submit one copy of the permit to Owner's Representative for informational purposes only.

#### 1.4 QUALITY ASSURANCE

- A. Be responsible for the timely installation and maintenance of all erosion and sedimentation control devices necessary to prevent the movement of sediment from the construction site to off-site areas or into the stream system via surface runoff or underground drainage systems. Measures in addition to those shown on the Drawings necessary to prevent the movement of sediment off site shall be installed, maintained, removed, and cleaned up at the expense of the Contractor. No additional charges to the Owner will be considered.
- B. Where Contractor's efforts to control erosion and sediment have been demonstrated to be ineffective or potentially ineffective in the opinion of the Owner's Representative, the Owner's Representative may order that additional measures be implemented and constructed at no additional cost to the Owner.
- C. Perform Work in accordance with requirements of Section 310513, Section 312213.
- D. Perform Work according to Municipality of Public Works standards.

### PART 2 - PRODUCTS

#### 2.1 MATERIALS

- A. Catch Basin sediment control devices shall be sediment capture devices specifically designed for this purpose such as "Silt Sack" by Geo-Synthetics, LLC or approved equal.
- B. When work is performed outside of normal seeding window straw mulch shall be utilized on all newly graded areas to protect areas against washouts and erosion. Straw mulch shall be comprised of threshed straw of oats, wheat, barley, or rye that is free from noxious weeds, mold or other objectionable material. The straw mulch shall contain at least 50 percent by weight of material to be 10-in or longer. Straw shall be in an air-dry condition and suitable for placement with blower equipment.
- C. Compost Filter Sock
- D. Machine produced.
  - 1. Straw filled tubes of compacted straw of rice, wheat or barley.
  - 2. Compost filter sock to be certified as weed free.
  - 3. Netting for tubes to be seamless, high density polyethylene with ultra violet inhibitors.
  - 4. Roll length to be 10.0 feet to 25.0 feet.
  - 5. Weight per linear foot, 12-inch: 2.5 lbs. minimum 9-inch: 1.5 lbs. minimum
  - 6. Stakes shall be wooden, 1 1/8-inch x 1 1/8-inch x 2.5 feet long, with lower ends tapered to facilitate driving into compacted soil. Rebar may be substituted for wooden stakes



## PART 3 - EXECUTION

### 3.1 INSTALLATION

- A. Catch basin sediment control devices shall be installed according to manufacturer's recommendations and as directed by the Owner's Representative.
- B. Staging areas and stabilized construction entrance shall be surfaced with a minimum depth of 6 inches of crushed stone (if so directed by the Owner's Representative). Stabilized construction entrances shall be installed as shown on the Plans.

### 3.2 MAINTENANCE AND INSPECTION

- A. Inspections
- B. Make a visual inspection of all erosion and sedimentation control devices once per week and promptly after every rainstorm. If such inspection reveals that additional measures are needed to prevent movement of sediment to offsite areas, promptly install additional devices as needed. Sediment controls in need of maintenance shall be repaired promptly.
- C. Device Maintenance
- D. Sediment Filters
  - 1. Catch basin sediment control devices shall be cleaned of sediment in a manner as recommended by the manufacturer and as directed by the Owner's Representative. Remove sediment from filter bag when saturated with sediment as directed by the Owner's Representative.

### 3.3 REMOVAL AND FINAL CLEANUP

- A. Once the site has been permanently stabilized against erosion, remove all sediment control devices and sediment. Dispose sediment and all waste materials in a proper manner.
- B. When sediment accumulation in sedimentation structures has reached a point one-third depth of sediment structure or device, remove and dispose of sediment.
- C. Do not damage structure or device during cleaning operations.
- D. Clean channels when depth of sediment reaches approximately one half channel depth.
- E. Clean channels when depth of sediment reaches approximately one half channel depth.

END OF SECTION 312500



## SECTION 321216 - ASPHALT PAVING

### PART 1 - GENERAL

#### 1.1 RELATED DOCUMENTS

- A. Drawings and general provisions of the Contract, including General Requirements apply to this Section.

#### 1.2 SUMMARY

- A. Section Includes:
  - 1. Hot-mix asphalt paving.
- B. Related Requirements:
  - 1. Section 024119 "Selective Demolition" for demolition and removal of existing asphalt pavement.
  - 2. Section 31 20 00 - Earth Moving, for subgrade preparation, fill material, separation geotextiles, unbound-aggregate subbase and base courses, and aggregate pavement shoulders.

#### 1.3 UNIT PRICES

- A. Work of this Section is affected by square foot .

#### 1.4 PREINSTALLATION MEETINGS

- A. Preinstallation Conference: Conduct conference at Project site .
  - 1. Review methods and procedures related to hot-mix asphalt paving including, but not limited to, the following:
    - a. Review proposed sources of paving materials, including capabilities and location of plant that will manufacture hot-mix asphalt.
    - b. Review requirements for protecting paving work, including restriction of traffic during installation period and for remainder of construction period.

#### 1.5 ACTION SUBMITTALS

- A. Product Data: For each type of product.
  - 1. Include technical data and tested physical and performance properties.



2. Job-Mix Designs: Certification, by authorities having jurisdiction, of approval of each job mix proposed for the Work.

## 1.6 INFORMATIONAL SUBMITTALS

- A. Qualification Data: For manufacturer .
- B. Material Certificates: For each paving material. Include statement that mixes containing recycled materials will perform equal to mixes produced from all new materials.
- C. Material Test Reports: For each paving material, by a qualified testing agency.

## 1.7 QUALITY ASSURANCE

- A. Manufacturer Qualifications: A paving-mix manufacturer registered with and approved by authorities having jurisdiction or the DOT of state in which Project is located .
- B. Regulatory Requirements: Comply with materials, workmanship, and other applicable requirements of of RIDOT Standards for Road & Bridge Construction for asphalt paving work.
  1. Measurement and payment provisions and safety program submittals included in standard specifications do not apply to this Section.

## 1.8 FIELD CONDITIONS

- A. Environmental Limitations: Do not apply asphalt materials if subgrade is wet or excessively damp, if rain is imminent or expected before time required for adequate cure, or if the following conditions are not met:
  1. Asphalt Surface Course: Minimum surface temperature of 60 deg F at time of placement.

## PART 2 - PRODUCTS

### 2.1 AGGREGATES

- A. General: Use materials and gradations that have performed satisfactorily in previous installations.
- B. Coarse Aggregate: ASTM D 692/D 692M, sound; angular crushed stone, crushed gravel, or cured, crushed blast-furnace slag.
- C. Fine Aggregate: ASTM D 1073 , sharp-edged natural sand or sand prepared from stone, gravel, cured blast-furnace slag, or combinations thereof.
  1. For hot-mix asphalt, limit natural sand to a maximum of 20 percent by weight of the total aggregate mass.



- D. Mineral Filler: ASTM D 242/D 242M , rock or slag dust, hydraulic cement, or other inert material.

## 2.2 ASPHALT MATERIALS

- A. Asphalt Binder: ASTM D 6373 binder designation PG 64-22 .
- B. Asphalt Cement: ASTM D 3381/D 3381M for viscosity-graded material ASTM D 946/D 946M for penetration-graded material.
- C. Cutback Prime Coat: ASTM D 2027/D 2027M, medium-curing cutback asphalt, MC-30 or MC-70 .
- D. Emulsified Asphalt Prime Coat: ASTM D 977 emulsified asphalt, or ASTM D 2397/D 2397M cationic emulsified asphalt, slow setting, diluted in water, of suitable grade and consistency for application.
- E. Tack Coat: ASTM D 977 emulsified asphalt, or ASTM D 2397/D 2397M or cationic emulsified asphalt, slow setting, diluted in water, of suitable grade and consistency for application.
- F. Fog Seal: ASTM D 977 or emulsified asphalt, or ASTM D 2397/D 2397M or cationic emulsified asphalt, slow setting, factory diluted in water, of suitable grade and consistency for application.
- G. Water: Potable.

## 2.3 AUXILIARY MATERIALS

- A. Recycled Materials for Hot-Mix Asphalt Mixes: Reclaimed asphalt pavement; reclaimed, unbound-aggregate base material; and recycled tires asphalt shingles from sources and gradations that have performed satisfactorily in previous installations, equal to performance of required hot-mix asphalt paving produced from all new materials.

## 2.4 MIXES

- A. Hot-Mix Asphalt: Dense-graded, hot-laid, hot-mix asphalt plant mixes ; designed according to procedures in AI MS-2, "Asphalt Mix Design Methods"; and complying with the following requirements:
  - 1. Provide mixes with a history of satisfactory performance in geographical area where Project is located.
  - 2. Surface Course: SMA .



### PART 3 - EXECUTION

#### 3.1 EXAMINATION

- A. Verify that subgrade is dry and in suitable condition to begin paving.
- B. Proceed with paving only after unsatisfactory conditions have been corrected.

#### 3.2 PREPARATION

- A. Protection: Provide protective materials, procedures, and worker training to prevent asphalt materials from spilling, coating, or building up on curbs, driveway aprons, manholes, and other surfaces adjacent to the Work.

#### 3.3 SURFACE PREPARATION

- A. Immediately before placing asphalt materials, remove loose and deleterious material from substrate surfaces. Ensure that prepared subgrade is ready to receive paving.
- B. Cutback Prime Coat: Apply uniformly over surface of compacted unbound-aggregate base course at a rate of **0.15 to 0.50 gal./sq. yd.**. Apply enough material to penetrate and seal, but not flood, surface. Allow prime coat to cure.
  - 1. If prime coat is not entirely absorbed within 24 hours after application, spread sand over surface to blot excess asphalt. Use enough sand to prevent pickup under traffic. Remove loose sand by sweeping before pavement is placed and after volatiles have evaporated.
  - 2. Protect primed substrate from damage until ready to receive paving.

#### 3.4 PLACING HOT-MIX ASPHALT

- A. Machine place hot-mix asphalt on prepared surface, spread uniformly, and strike off. Place asphalt mix by hand in areas inaccessible to equipment in a manner that prevents segregation of mix. Place each course to required grade, cross section, and thickness when compacted.
  - 1. Place hot-mix asphalt surface course in single lift.
  - 2. Spread mix at a minimum temperature of **250 deg F.**
  - 3. Begin applying mix along centerline of crown for crowned sections and on high side of one-way slopes unless otherwise indicated.
  - 4. Regulate paver machine speed to obtain smooth, continuous surface free of pulls and tears in asphalt-paving mat.
- B. Place paving in consecutive strips not less than **10 feet** wide unless infill edge strips of a lesser width are required.



1. After first strip has been placed and rolled, place succeeding strips and extend rolling to overlap previous strips. Overlap mix placement about **1 to 1-1/2 inches** from strip to strip to ensure proper compaction of mix along longitudinal joints.
- C. Promptly correct surface irregularities in paving course behind paver. Use suitable hand tools to remove excess material forming high spots. Fill depressions with hot-mix asphalt to prevent segregation of mix; use suitable hand tools to smooth surface.

### 3.5 COMPACTION

- A. General: Begin compaction as soon as placed hot-mix paving will bear roller weight without excessive displacement. Compact hot-mix paving with hot, hand tampers or with vibratory-plate compactors in areas inaccessible to rollers.
  1. Complete compaction before mix temperature cools to **185 deg F**.
- B. Breakdown Rolling: Complete breakdown or initial rolling immediately after rolling joints and outside edge. Examine surface immediately after breakdown rolling for indicated crown, grade, and smoothness. Correct laydown and rolling operations to comply with requirements.
- C. Intermediate Rolling: Begin intermediate rolling immediately after breakdown rolling while hot-mix asphalt is still hot enough to achieve specified density. Continue rolling until hot-mix asphalt course has been uniformly compacted to the following density:
  1. Average Density: 92 percent of reference maximum theoretical density according to ASTM D 2041/D 2041M, but not less than 90 percent or greater than 96 percent.
- D. Finish Rolling: Finish roll paved surfaces to remove roller marks while hot-mix asphalt is still warm.
- E. Edge Shaping: While surface is being compacted and finished, trim edges of pavement to proper alignment. Bevel edges while asphalt is still hot; compact thoroughly.
- F. Repairs: Remove paved areas that are defective or contaminated with foreign materials and replace with fresh, hot-mix asphalt. Compact by rolling to specified density and surface smoothness.
- G. Protection: After final rolling, do not permit vehicular traffic on pavement until it has cooled and hardened.
- H. Erect barricades to protect paving from traffic until mixture has cooled enough not to become marked.

### 3.6 INSTALLATION TOLERANCES

- A. Pavement Thickness: Compact each course to produce the thickness indicated within the following tolerances:



1. Surface Course: Plus **1/8 inch**, no minus.
- B. Pavement Surface Smoothness: Compact each course to produce a surface smoothness within the following tolerances as determined by using a **10-foot** straightedge applied transversely or longitudinally to paved areas:
  1. Surface Course: **1/8 inch**.

### 3.7 SURFACE TREATMENTS

- A. Fog Seals: Apply fog seal at a rate of **0.10 to 0.15 gal./sq. yd.** to existing asphalt pavement and allow to cure. With fine sand, lightly dust areas receiving excess fog seal.

### 3.8 FIELD QUALITY CONTROL

- A. Testing Agency: Owner will engage a qualified testing agency to perform tests and inspections.
- B. Thickness: In-place compacted thickness of hot-mix asphalt courses will be determined according to ASTM D 3549/D 3549M.
- C. Surface Smoothness: Finished surface of each hot-mix asphalt course will be tested for compliance with smoothness tolerances.

### 3.9 WASTE HANDLING

- A. General: Handle asphalt-paving waste according to approved waste management plan required in Section 017419 "Construction Waste Management and Disposal."

END OF SECTION 321216



## SECTION 321313 - CONCRETE PAVING

### PART 1 - GENERAL

#### 1.1 RELATED DOCUMENTS

- A. Drawings and general provisions of the Contract, including General and Supplementary Conditions and Division 01 Specification Sections, apply to this Section.

#### 1.2 SUMMARY

- A. Section Includes Concrete Paving Including the Following:

- 1. Pads for Tables Benches & Trash Receptacles.

#### 1.3 DEFINITIONS

- A. Cementitious Materials: Portland cement alone or in combination with one or more of blended hydraulic cement, fly ash, slag cement, and other pozzolans.
- B. W/C Ratio: The ratio by weight of water to cementitious materials.

#### 1.4 PREINSTALLATION MEETINGS

- A. A Pre-Construction meeting will be held following bid award.

#### 1.5 ACTION SUBMITTALS

- A. Product Data: For each type of product.
- B. Samples for Initial Selection: For each type of product, ingredient, or admixture requiring color selection.
- C. Samples for Verification: For each type of product or exposed finish, prepared as Samples of size indicated below:
  - 1. Exposed Aggregate: 5 lb Sample of each mix.
- D. Design Mixtures: For each concrete paving mixture. Include alternate design mixtures when characteristics of materials, Project conditions, weather, test results, or other circumstances warrant adjustments.



## 1.6 INFORMATIONAL SUBMITTALS

- A. Qualification Data: For qualified ready-mix concrete manufacturer .
- B. Material Certificates: For the following, from manufacturer:
  - 1. Cementitious materials.
  - 2. Fiber reinforcement and reinforcement accessories.
  - 3. Admixtures.
  - 4. Curing compounds.
  - 5. Applied finish materials.
  - 6. Bonding agent or epoxy adhesive.
- C. Material Test Reports: For each of the following:
  - 1. Aggregates: Include service-record data indicating absence of deleterious expansion of concrete due to alkali-aggregate reactivity.

## 1.7 QUALITY ASSURANCE

- A. Ready-Mix-Concrete Manufacturer Qualifications: A firm experienced in manufacturing ready-mixed concrete products and that complies with ASTM C 94/C 94M requirements for production facilities and equipment.
  - 1. Manufacturer certified according to NRMCA's "Certification of Ready Mixed Concrete Production Facilities" (Quality Control Manual - Section 3, "Plant Certification Checklist").
- B. Mockups: Build mockups to verify selections made under Sample submittals and to demonstrate aesthetic effects and set quality standards for materials and execution.
  - 1. Build mockups of full-thickness sections of concrete paving to demonstrate typical joints; surface finish, texture, and color; curing; and standard of workmanship.
  - 2. Build mockups of concrete paving in the location and of the size indicated or, if not indicated, build mockups where directed by Architect and not less than 24" x 60" .
  - 3. Approval of mockups does not constitute approval of deviations from the Contract Documents contained in mockups unless Architect specifically approves such deviations in writing.
  - 4. Subject to compliance with requirements, approved mockups may become part of the completed Work if undisturbed at time of Substantial Completion.

## 1.8 FIELD CONDITIONS

- A. Traffic Control: Maintain access for vehicular and pedestrian traffic as required for other construction activities.



- B. Cold-Weather Concrete Placement: Protect concrete work from physical damage or reduced strength that could be caused by frost, freezing, or low temperatures. Comply with ACI 306.1 and the following:
  - 1. When air temperature has fallen to or is expected to fall below 40 deg F, uniformly heat water and aggregates before mixing to obtain a concrete mixture temperature of not less than 50 deg F and not more than 80 deg F at point of placement.
  - 2. Do not use frozen materials or materials containing ice or snow.
  - 3. Do not use calcium chloride, salt, or other materials containing antifreeze agents or chemical accelerators unless otherwise specified and approved in design mixtures.
- C. Hot-Weather Concrete Placement: Comply with ACI 301 and as follows when hot-weather conditions exist:
  - 1. Cool ingredients before mixing to maintain concrete temperature below 90 deg F at time of placement. Chilled mixing water or chopped ice may be used to control temperature, provided water equivalent of ice is calculated in total amount of mixing water. Using liquid nitrogen to cool concrete is Contractor's option.

## PART 2 - PRODUCTS

### 2.1 CONCRETE, GENERAL

- A. ACI Publications: Comply with ACI 301 unless otherwise indicated.

### 2.2 FORMS

- A. Form Materials: Plywood, metal, metal-framed plywood, or other approved panel-type materials to provide full-depth, continuous, straight, and smooth exposed surfaces.
- B. Form-Release Agent: Commercially formulated form-release agent that will not bond with, stain, or adversely affect concrete surfaces and that will not impair subsequent treatments of concrete surfaces.

### 2.3 CONCRETE MATERIALS

- A. Cementitious Materials: Use the following cementitious materials, of same type, brand, and source throughout Project:
  - 1. Portland Cement: ASTM C 150/C 150M, gray portland cement Type I .
- B. Normal-Weight Aggregates: ASTM C 33/C 33M, Class 4M , uniformly graded. Provide aggregates from a single source with documented service-record data of at least 10 years' satisfactory service in similar paving applications and service conditions using similar aggregates and cementitious materials.



1. Maximum Coarse-Aggregate Size: **3/4 inch** nominal.
  2. Fine Aggregate: Free of materials with deleterious reactivity to alkali in cement.
- C. Chemical Admixtures: Admixtures certified by manufacturer to be compatible with other admixtures and to contain not more than 0.1 percent water-soluble chloride ions by mass of cementitious material.
1. High-Range, Water-Reducing Admixture: ASTM C 494/C 494M, Type F.
- D. Water: Potable and complying with ASTM C 94/C 94M.

## 2.4 FIBER REINFORCEMENT

- A. Synthetic Fiber: Monofilament polypropylene fibers engineered and designed for use in decorative concrete paving, complying with ASTM C 1116/C 1116M, Type III, **1/2 to 1-1/2 inches** long.
- B. GFRG Glass Fiber: 200-400 individual glass filaments which are lightly bonded to make up a strand

## 2.5 CURING MATERIALS

- A. Absorptive Cover: AASHTO M 182, Class 3, burlap cloth made from jute or kenaf, weighing approximately **9 oz./sq. yd.** dry or cotton mats.
- B. Moisture-Retaining Cover: ASTM C 171, polyethylene film or white burlap-polyethylene sheet.
- C. Water: Potable.

## 2.6 CONCRETE MIXTURES

- A. Prepare design mixtures, proportioned according to **ACI 301**, for each type and strength of normal-weight concrete, and as determined by either laboratory trial mixtures or field experience.
1. Use a qualified independent testing agency for preparing and reporting proposed concrete design mixtures for the trial batch method.
  2. When automatic machine placement is used, determine design mixtures and obtain laboratory test results that comply with or exceed requirements.
- B. Cementitious Materials: Limit percentage, by weight, of cementitious materials other than portland cement in concrete as follows:
1. Combined Fly Ash or Pozzolan, and Slag Cement: 40 percent, with fly ash or pozzolan not exceeding 22 percent.
- C. Add air-entraining admixture at manufacturer's prescribed rate to result in normal-weight concrete at point of placement having an air content as follows:



1. Air Content: 5 percent plus or minus 1-1/2 percent for 3/4-inch nominal maximum aggregate size.
- D. Limit water-soluble, chloride-ion content in hardened concrete to 0.15 percent by weight of cement.
- E. Chemical Admixtures: Use admixtures according to manufacturer's written instructions.
  1. Use in concrete as required for placement and workability.
- F. Synthetic Fiber: Uniformly disperse in concrete mixture at manufacturer's recommended rate, but not less than .
- G. Color Pigment: Add color pigment to concrete mixture according to manufacturer's written instructions and to result in hardened concrete color consistent with approved mockup.
- H. Concrete Mixtures: Normal-weight concrete.
  1. Compressive Strength (28 Days): 4000 psi .
  2. Maximum W/C Ratio at Point of Placement: 0.45 .
  3. Slump Limit: 4 inches , plus or minus 1 inch.

## 2.7 CONCRETE MIXING

- A. Project-Site Mixing: Measure, batch, and mix concrete materials and concrete according to ASTM C 94/C 94M. Mix concrete materials in appropriate drum-type batch machine mixer.
  1. For concrete batches of 1 cu. yd. or smaller, continue mixing at least 1-1/2 minutes, but not more than 5 minutes after ingredients are in mixer, before any part of batch is released.
  2. For concrete batches larger than 1 cu. yd., increase mixing time by 15 seconds for each additional 1 cu. yd..
  3. Provide batch ticket for each batch discharged and used in the Work, indicating Project identification name and number, date, mixture type, mixing time, quantity, and amount of water added.

## PART 3 - EXECUTION

### 3.1 EXAMINATION

- A. Examine exposed subgrades and subbase surfaces for compliance with requirements for dimensional, grading, and elevation tolerances.
- B. Proof-roll prepared subbase surface below concrete paving to identify soft pockets and areas of excess yielding.



1. Completely proof-roll subbase in one direction and repeat in perpendicular direction. Limit vehicle speed to **3 mph**.
  2. Proof-roll with a pneumatic-tired and loaded, 10-wheel, tandem-axle dump truck weighing not less than **15 tons**.
  3. Correct subbase with soft spots and areas of pumping or rutting exceeding depth of **1/2 inch** according to requirements in Section 312000 "Earth Moving."
- C. Proceed with installation only after unsatisfactory conditions have been corrected.

### 3.2 PREPARATION

- A. Remove loose material from compacted subbase surface immediately before placing concrete.

### 3.3 EDGE FORMS AND SCREED CONSTRUCTION

- A. Set, brace, and secure edge forms, bulkheads, and intermediate screed guides to required lines, grades, and elevations. Install forms to allow continuous progress of work and so forms can remain in place at least 24 hours after concrete placement.
- B. Clean forms after each use and coat with form-release agent to ensure separation from concrete without damage.

### 3.4 JOINTS

- A. General: Form construction, isolation, and contraction joints and tool edges true to line, with faces perpendicular to surface plane of concrete. Construct transverse joints at right angles to centerline unless otherwise indicated.
- B. Construction Joints: Set construction joints at side and end terminations of paving and at locations where paving operations are stopped for more than one-half hour unless paving terminates at isolation joints.
- C. Edging: After initial floating, tool edges of paving, and joints in concrete with an edging tool to a **1/4-inch** radius. Repeat tooling of edges after applying surface finishes. Eliminate edging-tool marks on concrete surfaces.

### 3.5 CONCRETE PLACEMENT

- A. Before placing concrete, inspect and complete formwork installation and items to be embedded or cast-in.
- B. Remove snow, ice, or frost from subbase surface before placing concrete. Do not place concrete on frozen surfaces.



- C. Moisten subbase to provide a uniform dampened condition at time concrete is placed. Do not place concrete around manholes or other structures until they are at required finish elevation and alignment.
- D. Comply with **ACI 301** requirements for measuring, mixing, transporting, and placing concrete.
- E. Do not add water to concrete during delivery or at Project site. Do not add water to fresh concrete after testing.
- F. Deposit and spread concrete in a continuous operation between transverse joints. Do not push or drag concrete into place or use vibrators to move concrete into place.
- G. Consolidate concrete according to **ACI 301** by mechanical vibrating equipment supplemented by hand spading, rodding, or tamping.
- H. Screed paving surface with a straightedge and strike off.
- I. Commence initial floating using bull floats or darbies to impart an open-textured and uniform surface plane before excess moisture or bleedwater appears on the surface. Do not further disturb concrete surfaces before beginning finishing operations or spreading surface treatments.

### 3.6 FLOAT FINISHING

- A. General: Do not add water to concrete surfaces during finishing operations.
- B. Float Finish: Begin the second floating operation when bleedwater sheen has disappeared and concrete surface has stiffened sufficiently to permit operations. Float surface with power-driven floats or by hand floating if area is small or inaccessible to power units. Finish surfaces to true planes. Cut down high spots and fill low spots. Refloat surface immediately to uniform granular texture.
  - 1. Medium-to-Fine-Textured Broom Finish: Draw a soft-bristle broom across float-finished concrete surface, perpendicular to line of traffic, to provide a uniform, fine-line texture.

### 3.7 CONCRETE PROTECTION AND CURING

- A. General: Protect freshly placed concrete from premature drying and excessive cold or hot temperatures.
- B. Comply with ACI 306.1 for cold-weather protection.
- C. Evaporation Retarder: Apply evaporation retarder to concrete surfaces if hot, dry, or windy conditions cause moisture loss approaching **0.2 lb/sq. ft. x h** before and during finishing operations. Apply according to manufacturer's written instructions after placing, screeding, and bull floating or darbying concrete but before float finishing.
- D. Begin curing after finishing concrete but not before free water has disappeared from concrete surface.

- E. Curing Methods: Cure concrete by moisture-retaining-cover curing curing compound or a combination of these as follows:
1. Moisture-Retaining-Cover Curing: Cover concrete surfaces with moisture-retaining cover, placed in widest practicable width, with sides and ends lapped at least 12 inches, and sealed by waterproof tape or adhesive. Immediately repair any holes or tears occurring during installation or curing period, using cover material and waterproof tape.
  2. Curing Compound: Apply uniformly in continuous operation by power spray or roller according to manufacturer's written instructions. Recoat areas subjected to heavy rainfall within three hours after initial application. Maintain continuity of coating, and repair damage during curing period.

### 3.8 PAVING TOLERANCES

- A. Comply with tolerances in ACI 117 and as follows:
1. Elevation: 1/4 inch.
  2. Thickness: Plus 3/8 inch, minus 1/4 inch.
  3. Surface: Gap below 10-feet- long; unlevel straightedge not to exceed 1/2 inch.
  4. Joint Spacing: 3 inches.
  5. Contraction Joint Depth: Plus 1/4 inch, no minus.
  6. Joint Width: Plus 1/8 inch, no minus.

### 3.9 REPAIR AND PROTECTION

- A. Remove and replace concrete paving that is broken, damaged, or defective or that does not comply with requirements in this Section. Remove work in complete sections from joint to joint unless otherwise approved by Architect.
- B. Drill test cores, where directed by Architect, when necessary to determine magnitude of cracks or defective areas. Fill drilled core holes in satisfactory paving areas with portland cement concrete bonded to paving with epoxy adhesive.
- C. Protect concrete paving from damage. Exclude traffic from paving for at least 14 days after placement. When construction traffic is permitted, maintain paving as clean as possible by removing surface stains and spillage of materials as they occur.
- D. Maintain concrete paving free of stains, discoloration, dirt, and other foreign material. Sweep paving not more than two days before date scheduled for Substantial Completion inspections.

END OF SECTION 321313



## SECTION 323300 - SITE FURNISHINGS

### PART 1 - GENERAL

#### 1.1 RELATED DOCUMENTS

- A. Drawings and general provisions of the Contract, including General and Supplementary Conditions and Division 01 Specification Sections, apply to this Section.

#### 1.2 SUMMARY

- A. Section Includes:
  - 1. Seating.
  - 2. Tables.
  - 3. Trash receptacles.

#### 1.3 ACTION SUBMITTALS

- A. A. Manufacturer's Literature: Submit copies of each of manufacturer's material descriptions, dimensions, details, and installation instructions for the following. Submit manufacturer's material descriptions for primer coat and finish coat.

#### 1.4 INFORMATIONAL SUBMITTALS

- A. Complete Shop Drawings for the installation of 6' bench with back
- B. Complete Shop Drawings for the installation of ADA picnic table
- C. Complete Shop Drawings for the installation of 6' picnic table with benches
- D. Complete Shop Drawings for the installation of trash receptacle with metal hood

#### 1.5 CLOSEOUT SUBMITTALS

- A. Maintenance Data: For site furnishings to include in maintenance manuals.
- B. The Contractor shall furnish and deliver standard written manufacturer's guarantee in Owner's name covering all materials and workmanship under this Section 323300, Site Furnishings, in addition to, and not in lieu of, guarantee requirements set forth under Section 010000, GENERAL REQUIREMENTS, and other liabilities which the Contractor may have by law or other provisions of the Contract Documents.



- C. Supplier shall pay for repairs of any damage to any part of the project caused by defects in his work and for any repair to the materials or equipment caused by replacement. All repairs are to be done to the satisfaction of the Owner's Representative.
- D. Any part of the work installed under this contract requiring excessive maintenance shall be considered as being defective, and shall be replaced by the Supplier during the one year guarantee period at no cost to the Owner.

## PART 2 - PRODUCTS

### 2.1 SEATING

- A. 72" long bench with backrest, surface mount, Ipe wood slats with black supports, (model #61-892) as manufactured by Dumor, Inc P.O. Box 142 Mifflintown, PA 17059 or approved equal

### 2.2 TABLES

- A. 8' long ADA picnic table, surface mount, Ipe wood slats with Black supports, (model #67-079-68-1) as manufactured by DuMor, Inc., P.O. Box 142, Mifflintown, PA 17059 800.598.4018, or approved equal.
- B. 6' long picnic table, surface mount, Ipe wood slats with Black supports (model 67-079-6) as manufactured by DuMor, Inc. P.O. Box 142, Mifflintown, PA 17059 800.598.018 or approved equal.

### 2.3 TRASH RECEPTACLES

- A. 26" x 32" round black steel trash receptacle with dome lid surface mount on concrete pad, Model # 26BTR5/ETR55/DL3 as manufactured by The Cary Company.
- B. Approved Equal

### 2.4 FABRICATION

- A. Factory Assembly: Factory assemble components to greatest extent possible to minimize field assembly. Clearly mark units for assembly in the field.

### 2.5 GENERAL FINISH REQUIREMENTS

- A. Appearance of Finished Work: Noticeable variations in same piece are unacceptable. Variations in appearance of adjoining components are acceptable if they are within the range of approved Samples and are assembled or installed to minimize contrast.



## PART 3 - EXECUTION

### 3.1 EXAMINATION

- A. Examine areas and conditions, with Installer present, for compliance with requirements for correct and level finished grade, mounting surfaces, installation tolerances, and other conditions affecting performance of the Work.
- B. Proceed with installation only after unsatisfactory conditions have been corrected.

### 3.2 INSTALLATION

- A. Comply with manufacturer's written installation instructions unless more stringent requirements are indicated. Complete field assembly of site furnishings where required.
- B. All metal inserts, anchor slots, anchors, anchor bolts, fastenings, and other fastening devices, for attachment of site improvement items to pavements, except as otherwise specified under other Sections of this Specification, shall be in specified, provided, delivered installed and paid for under the work of this Section 02800, Site Furnishings.
- C. Unless otherwise indicated, install site furnishings after landscaping and paving have been completed.
- D. Free-standing site improvement items shall be set plumb and horizontal regardless of the pitch of the finished surrounding grade unless otherwise shown on the Contract Documents.
- E. The Contractor shall be responsible for timing the delivery of site improvement items so as to minimize the on-site storage time prior to installation. All stored materials are the responsibility of the Contractor and shall be protected from weather, careless handling and vandalism.
- F. Contractor shall be responsible for the correct location of site improvement items. Take particular care to maintain shapes, plumb and level during the pouring of concrete.
- G. All Work shall be accurately set to established lines and elevations and rigidly set in place to supporting construction.
- H. Install site furnishings level, plumb, true, and positioned at locations after final approval in the field by Owner's Representative.

END OF SECTION 323300



## SECTION 329119 - LANDSCAPE GRADING

### PART 1 - GENERAL

#### 1.1 SUMMARY

A. Section Includes:

1. Final grade topsoil for finish landscaping.

B. Related Sections:

1. Section 31 20 00 - Earth Moving
2. Section 32 92 00 - Turf and Grasses
3. Section 32 93 00 - Plants

#### 1.2 UNIT PRICE - MEASUREMENT AND PAYMENT

A. Loam:

1. Basis of Measurement: By Cubic Yard (CY) .
2. Basis of Payment: Includes excavating existing topsoil, supplying topsoil materials, stockpiling, preparing and scarifying substrate surface, placing where required, and rolling.

#### 1.3 SUBMITTALS

A. Section 013300 - Submittal Procedures: Submittal procedures

B. Samples: Submit, in air-tight containers, 1 cup sample of loam to testing laboratory.

C. Materials Source: Submit name of imported materials source.

#### 1.4 QUALITY ASSURANCE

A. Furnish each topsoil material from single source throughout the Work.

B. Perform Work in accordance with RIDOT Standard Specifications for Road & Bridge Construction, latest edition .



## PART 2 - PRODUCTS

### 2.1 MATERIAL

- A. Topsoil: Fill Type S2 as specified in Section 31 20 00

## PART 3 - EXECUTION

### 3.1 EXAMINATION

- A. Section 013000 - Administrative Requirements: Verification of existing conditions before starting work.
- B. Verify substrate base has been contoured and compacted.

### 3.2 PREPARATION

- A. Protect landscaping and other features remaining as final Work.
- B. Protect existing structures, sidewalks, utilities, paving, and curbs.

### 3.3 SUBSTRATE PREPARATION

- A. Eliminate uneven areas and low spots.
- B. Remove debris, loose roots, branches, stones, in excess of 1/2 inch in size. Remove contaminated subsoil.
- C. Scarify surface to depth of 3 inches where topsoil is scheduled. Scarify in areas where equipment used for hauling and spreading topsoil has compacted subsoil.

### 3.4 PLACING LOAM

- A. Place Loam in areas where planting is required. Minimum depth of 6", Place loam during dry weather.
- B. Fine grade loam to eliminate rough or low areas. Maintain profiles and contour of subgrade.
- C. Remove roots, weeds, rocks, and foreign material while spreading.
- D. Manually spread loam close to plant material, and path to prevent damage.
- E. Roll placed loam.
- F. Remove surplus subsoil and loam from site.



- G. Leave stockpile area and site clean and raked, ready to receive landscaping.

### 3.5 TOLERANCES

- A. Section 014000 - Quality Requirements: Tolerances.
- B. Top of loam: Plus or minus **1/2 inch**.

### 3.6 PROTECTION OF INSTALLED WORK

- A. Section 017000 - Execution and Closeout Requirements: Requirements for protecting finished Work.
- B. Prohibit construction traffic over topsoil.

END OF SECTION 329119



## SECTION 329200 - TURF AND GRASSES

### PART 1 - GENERAL

#### 1.1 RELATED DOCUMENTS

- A. Drawings and general provisions of the Contract, including General and Supplementary Conditions and Division 01 Specification Sections, apply to this Section.

#### 1.2 SUMMARY

- A. Section Includes:
  - 1. Hydroseeding.
- B. Related Requirements:
  - 1. Section 329300 "Plants" for trees, shrubs, ground covers, and other plants as well as border edgings and mow strips.

#### 1.3 DEFINITIONS

- A. Finish Grade: Elevation of finished surface of planting soil.
- B. Pesticide: A substance or mixture intended for preventing, destroying, repelling, or mitigating a pest. Pesticides include insecticides, miticides, herbicides, fungicides, rodenticides, and molluscicides. They also include substances or mixtures intended for use as a plant regulator, defoliant, or desiccant.
- C. Pests: Living organisms that occur where they are not desired or that cause damage to plants, animals, or people. Pests include insects, mites, grubs, mollusks (snails and slugs), rodents (gophers, moles, and mice), unwanted plants (weeds), fungi, bacteria, and viruses.
- D. Planting Soil: Existing, on-site soil; imported soil; or manufactured soil that has been modified with soil amendments and perhaps fertilizers to produce a soil mixture best for plant growth. See Section 329113 "Soil Preparation" and drawing designations for planting soils.
- E. Subgrade: The surface or elevation of subsoil remaining after excavation is complete, or the top surface of a fill or backfill before planting soil is placed.

#### 1.4 PREINSTALLATION MEETINGS

- A. Preinstallation Conference: Conduct conference at Project site .



## 1.5 INFORMATIONAL SUBMITTALS

- A. Qualification Data: For landscape Installer.
- B. Product Certificates: For fertilizers, from manufacturer.

## 1.6 CLOSEOUT SUBMITTALS

- A. Maintenance Data: Recommended procedures to be established by Owner for maintenance of turf during a calendar year. Submit before expiration of required maintenance periods.

## 1.7 QUALITY ASSURANCE

- A. Installer Qualifications: A qualified landscape installer whose work has resulted in successful turf establishment.
  - 1. Professional Membership: Installer shall be a member in good standing of either the National Association of Landscape Professionals or AmericanHort.
  - 2. Experience: Five years' experience in turf installation in addition to requirements in Section 014000 "Quality Requirements."
  - 3. Installer's Field Supervision: Require Installer to maintain an experienced full-time supervisor on Project site when work is in progress.
  - 4. Personnel Certifications: Installer's field supervisor shall have certification in one of the following categories from the National Association of Landscape Professionals:
    - a. Landscape Industry Certified Technician - Exterior.
    - b. Landscape Industry Certified Lawn Care Manager.
    - c. Landscape Industry Certified Lawn Care Technician.
  - 5. Pesticide Applicator: State licensed, commercial.

## 1.8 DELIVERY, STORAGE, AND HANDLING

- A. Seed and Other Packaged Materials: Deliver packaged materials in original, unopened containers showing weight, certified analysis, name and address of manufacturer, and indication of compliance with state and Federal laws, as applicable.
- B. Bulk Materials:
  - 1. Do not dump or store bulk materials near structures, utilities, walkways and pavements, or on existing turf areas or plants.
  - 2. Accompany each delivery of bulk materials with appropriate certificates.

## 1.9 FIELD CONDITIONS

- A. Planting Restrictions: Plant during one of the following periods. Coordinate planting periods with initial maintenance periods to provide required maintenance from date of Substantial Completion .



1. Spring Planting: April 15 - May 15 .
- B. Weather Limitations: Proceed with planting only when existing and forecasted weather conditions permit planting to be performed when beneficial and optimum results may be obtained. Apply products during favorable weather conditions according to manufacturer's written instructions.

## PART 2 - PRODUCTS

### 2.1 SEED MIXES

- A. Use the following seed mix for Full/Part Sun areas:
  1. Endophyte Enhanced Mix (modified):
    - a. 30% Improved Perennial Rye
    - b. 30% Turf Type Tall Fescue
    - c. 35% Chewings Fescue
    - d. 5% Miniature or Dutch White Clover
  2. Available from:
    - a. Allen's Seed Store - 693 S County Trail Exeter, RI 02822 Phone: 401-294-2722
    - b. Approved Equal
- B. Use the following mix for the Shade/Part Shade Areas:
  1. Shady Lawn Seed Mix
    - a. 25% Improved Per. Rye
    - b. 25% Creeping Red Fescue
    - c. 20% Chewings Fescue
    - d. 20% Hard Fescue
    - e. 5% Improved Ky. Blue
    - f. 5% Poa trivialis
  2. Available from:
    - a. Allen's Seed Store - 693 S County Trail Exeter, RI 02822 Phone: 401-294-2722
    - b. Approved Equal

### 2.2 FERTILIZERS

- A. Commercial Fertilizer: Commercial-grade complete fertilizer of neutral character, consisting of fast- and slow-release nitrogen, 50 percent derived from natural organic sources of urea formaldehyde, phosphorous, and potassium in the following composition:
  1. Composition: fertilizer to have a ratio of 18 Nitrogen (N) - 0 Phosphorous (P) - 12 Potassium (K)
- B. Slow-Release Fertilizer: Granular or pelleted fertilizer consisting of 50 percent water-insoluble nitrogen, phosphorus, and potassium in the following composition:



1. Composition: fertilizer to have a ratio of 18 Nitrogen (N) - 0 Phosphorous (P) - 12 Potassium (K)

### PART 3 - EXECUTION

#### 3.1 EXAMINATION

- A. Examine areas to be planted for compliance with requirements and other conditions affecting installation and performance of the Work.
  1. Verify that no foreign or deleterious material or liquid such as paint, paint washout, concrete slurry, concrete layers or chunks, cement, plaster, oils, gasoline, diesel fuel, paint thinner, turpentine, tar, roofing compound, or acid has been deposited in soil within a planting area.
  2. Suspend planting operations during periods of excessive soil moisture until the moisture content reaches acceptable levels to attain the required results.
  3. Uniformly moisten excessively dry soil that is not workable or which is dusty.
- B. Proceed with installation only after unsatisfactory conditions have been corrected.
- C. If contamination by foreign or deleterious material or liquid is present in soil within a planting area, remove the soil and contamination as directed by Architect and replace with new planting soil.

#### 3.2 PREPARATION

- A. Protect structures; utilities; sidewalks; pavements; and other facilities, trees, shrubs, and plantings from damage caused by planting operations.
  1. Protect adjacent and adjoining areas from hydroseeding and hydromulching overspray.
  2. Protect grade stakes set by others until directed to remove them.

#### 3.3 TURF AREA PREPARATION

- A. General: Prepare planting area for soil placement and mix planting soil according to Section 32 91 19 - Landscape Grading
- B. Placing Planting Soil: Place and mix planting soil in place over exposed subgrade .
- C. Moisten prepared area before planting if soil is dry. Water thoroughly and allow surface to dry before planting. Do not create muddy soil.
- D. Before planting, obtain Architect's acceptance of finish grading; restore planting areas if eroded or otherwise disturbed after finish grading.



### 3.4 HYDROSEEDING

- A. Hydroseeding: Mix specified seed, fertilizer , and fiber mulch in water, using equipment specifically designed for hydroseed application. Continue mixing until uniformly blended into homogeneous slurry suitable for hydraulic application.
  - 1. Mix slurry with fiber-mulch manufacturer's recommended tackifier.
  - 2. Spray-apply slurry uniformly to all areas to be seeded in a one-step process. Apply slurry at a rate so that mulch component is deposited at not less than **1500-lb/acre** dry weight, and seed component is deposited at not less than the specified seed-sowing rate (5-7 lbs/1000 sq ft).

### 3.5 TURF MAINTENANCE

- A. General: Maintain and establish turf by watering, fertilizing, weeding, mowing, trimming, replanting, and performing other operations as required to establish healthy, viable turf. Roll, regrade, and replant bare or eroded areas and remulch to produce a uniformly smooth turf. Provide materials and installation the same as those used in the original installation.
  - 1. Fill in as necessary soil subsidence that may occur because of settling or other processes. Replace materials and turf damaged or lost in areas of subsidence.
  - 2. In areas where mulch has been disturbed by wind or maintenance operations, add new mulch and anchor as required to prevent displacement.
  - 3. Apply treatments as required to keep turf and soil free of pests and pathogens or disease. Use integrated pest management practices whenever possible to minimize the use of pesticides and reduce hazards.
- B. Watering: Install and maintain temporary piping, hoses, and turf-watering equipment to convey water from sources and to keep turf uniformly moist to a depth of **4 inches** .
  - 1. Schedule watering to prevent wilting, puddling, erosion, and displacement of seed or mulch. Lay out temporary watering system to avoid walking over muddy or newly planted areas.
  - 2. Water turf with fine spray at a minimum rate of **1 inch** per week unless rainfall precipitation is adequate.
- C. Mow turf as soon as top growth is tall enough to cut. Repeat mowing to maintain specified height without cutting more than one-third of grass height. Remove no more than one-third of grass-leaf growth in initial or subsequent mowings. Do not delay mowing until grass blades bend over and become matted. Do not mow when grass is wet. Schedule initial and subsequent mowings to maintain the following grass height:
  - 1. Mow to a height of **1-1/2 to 2 inches** .

### 3.6 SATISFACTORY TURF

- A. Use specified materials to reestablish turf that does not comply with requirements, and continue maintenance until turf is satisfactory.



### 3.7 PESTICIDE APPLICATION

- A. Apply pesticides and other chemical products and biological control agents according to requirements of authorities having jurisdiction and manufacturer's written recommendations. Coordinate applications with Owner's operations and others in proximity to the Work. Notify Owner before each application is performed.
- B. Post-Emergent Herbicides (Selective and Nonselective): Apply only as necessary to treat already-germinated weeds and according to manufacturer's written recommendations.

### 3.8 CLEANUP AND PROTECTION

- A. Promptly remove soil and debris created by turf work from paved areas. Clean wheels of vehicles before leaving site to avoid tracking soil onto roads, walks, or other paved areas.
- B. Remove surplus soil and waste material, including excess subsoil, unsuitable soil, trash, and debris, and legally dispose of them off Owner's property.
- C. Erect temporary fencing or barricades and warning signs as required to protect newly planted areas from traffic. Maintain fencing and barricades throughout initial maintenance period and remove after plantings are established.

END OF SECTION 329200



## SECTION 329300 - PLANTS

### PART 1 - GENERAL

#### 1.1 RELATED DOCUMENTS

- A. Drawings and general provisions of the Contract, including General and Supplementary Conditions and Division 01 Specification Sections, apply to this Section.

#### 1.2 SUMMARY

- A. Section Includes:

- 1. Plants.
  - 2. Tree stabilization.
  - 3. Tree-watering devices.

- B. Related Requirements:

- 1. Section 015639 "Temporary Tree and Plant Protection" for protecting, trimming, pruning, repairing, and replacing existing trees to remain that interfere with, or are affected by, execution of the Work.
  - 2. Section 329119 "Landscape Grading" for preparation of planting beds.

#### 1.3 DEFINITIONS

- A. Backfill: The earth used to replace or the act of replacing earth in an excavation.
- B. Balled and Burlapped Stock: Plants dug with firm, natural balls of earth in which they were grown, with a ball size not less than diameter and depth recommended by ANSI Z60.1 for type and size of plant required; wrapped with burlap, tied, rigidly supported, and drum laced with twine with the root flare visible at the surface of the ball as recommended by ANSI Z60.1.
- C. Finish Grade: Elevation of finished surface of planting soil.
- D. Pesticide: A substance or mixture intended for preventing, destroying, repelling, or mitigating a pest. Pesticides include insecticides, miticides, herbicides, fungicides, rodenticides, and molluscicides. They also include substances or mixtures intended for use as a plant regulator, defoliant, or desiccant. Some sources classify herbicides separately from pesticides.
- E. Pests: Living organisms that occur where they are not desired or that cause damage to plants, animals, or people. Pests include insects, mites, grubs, mollusks (snails and slugs), rodents (gophers, moles, and mice), unwanted plants (weeds), fungi, bacteria, and viruses.
- F. Planting Area: Areas to be planted.



- G. Planting Soil: Existing, on-site soil; imported soil; or manufactured soil that has been modified with soil amendments and perhaps fertilizers to produce a soil mixture best for plant growth. See Section 329113 "Soil Preparation" for drawing designations for planting soils.
- H. Plant; Plants; Plant Material: These terms refer to vegetation in general, including trees, shrubs, vines, ground covers, ornamental grasses, bulbs, corms, tubers, or herbaceous vegetation.
- I. Root Flare: Also called "trunk flare." The area at the base of the plant's stem or trunk where the stem or trunk broadens to form roots; the area of transition between the root system and the stem or trunk.
- J. Stem Girdling Roots: Roots that encircle the stems (trunks) of trees below the soil surface.
- K. Subgrade: The surface or elevation of subsoil remaining after excavation is complete, or the top surface of a fill or backfill before planting soil is placed.

#### 1.4 COORDINATION

- A. Coordination with Turf Areas (Lawns): Plant trees, shrubs, and other plants after finish grades are established and before planting turf areas unless otherwise indicated.
  - 1. When planting trees, shrubs, and other plants after planting turf areas, protect turf areas, and promptly repair damage caused by planting operations.

#### 1.5 PREINSTALLATION MEETINGS

- A. Preinstallation Conference: Conduct conference at Project site .

#### 1.6 ACTION SUBMITTALS

- A. Product Data: For each type of product.
  - 1. Plant Materials: Include quantities, sizes, quality, and sources for plant materials.
  - 2. Plant Photographs: Include color photographs in digital **3- by 5-inch** print format of each required species and size of plant material as it will be furnished to Project. Take photographs from an angle depicting true size and condition of the typical plant to be furnished. Include a scale rod or other measuring device in each photograph. For species where more than 20 plants are required, include a minimum of three photographs showing the average plant, the best quality plant, and the worst quality plant to be furnished. Identify each photograph with the full scientific name of the plant, plant size, and name of the growing nursery.



1.7 INFORMATIONAL SUBMITTALS

- A. Qualification Data: For landscape Installer. Include list of similar projects completed by Installer demonstrating Installer's capabilities and experience. Include project names, addresses, and year completed, and include names and addresses of owners' contact persons.
- B. Product Certificates: For each type of manufactured product, from manufacturer, and complying with the following:
  - 1. Manufacturer's certified analysis of standard products.
  - 2. Analysis of other materials by a recognized laboratory made according to methods established by the Association of Official Analytical Chemists, where applicable.
- C. Sample Warranty: For special warranty.

1.8 CLOSEOUT SUBMITTALS

1.9 QUALITY ASSURANCE

- A. Installer Qualifications: A qualified landscape installer whose work has resulted in successful establishment of plants.
  - 1. Professional Membership: Installer shall be a member in good standing of either the Professional Landcare Network or the American Nursery and Landscape Association.
  - 2. Experience: Five years' experience in landscape installation in addition to requirements in Section 014000 "Quality Requirements."
  - 3. Installer's Field Supervision: Require Installer to maintain an experienced full-time supervisor on Project site when work is in progress.
  - 4. Personnel Certifications: Installer's field supervisor or personnel assigned to the Work shall have certification in one or all of the following categories from the Professional Landcare Network:
    - a. Landscape Industry Certified Technician - Exterior.
    - b. Landscape Industry Certified Interior.
    - c. Landscape Industry Certified Horticultural Technician.
  - 5. Pesticide Applicator: State licensed, commercial.
- B. Provide quality, size, genus, species, and variety of plants indicated, complying with applicable requirements in ANSI Z60.1.
  - 1. Selection of plants purchased under allowances is made by Architect, who tags plants at their place of growth before they are prepared for transplanting.
- C. Measurements: Measure according to ANSI Z60.1. Do not prune to obtain required sizes.
  - 1. Trees and Shrubs: Measure with branches and trunks or canes in their normal position. Take height measurements from or near the top of the root flare for field-grown stock and container-grown stock. Measure main body of tree or shrub for height and spread; do not

- measure branches or roots tip to tip. Take caliper measurements **6 inches** above the root flare for trees up to **4-inch** caliper size, and **12 inches** above the root flare for larger sizes.
2. Other Plants: Measure with stems, petioles, and foliage in their normal position.

D. Plant Material Observation: Architect may observe plant material either at place of growth or at site before planting for compliance with requirements for genus, species, variety, cultivar, size, and quality. Architect may also observe trees and shrubs further for size and condition of balls and root systems, pests, disease symptoms, injuries, and latent defects and may reject unsatisfactory or defective material at any time during progress of work. Remove rejected trees or shrubs immediately from Project site.

1. Notify Architect of sources of planting materials seven days in advance of delivery to site.

#### 1.10 DELIVERY, STORAGE, AND HANDLING

A. Packaged Materials: Deliver packaged materials in original, unopened containers showing weight, certified analysis, name and address of manufacturer, and indication of compliance with state and Federal laws if applicable.

B. Bulk Materials:

1. Do not dump or store bulk materials near structures, utilities, walkways and pavements, or on existing turf areas or plants.
2. Provide erosion-control measures to prevent erosion or displacement of bulk materials; discharge of soil-bearing water runoff; and airborne dust reaching adjacent properties, water conveyance systems, or walkways.
3. Accompany each delivery of bulk materials with appropriate certificates.

C. Deliver bare-root stock plants within 24 hours of digging. Immediately after digging up bare-root stock, pack root system in wet straw, hay, or other suitable material to keep root system moist until planting. Transport in covered, temperature-controlled vehicles, and keep plants cool and protected from sun and wind at all times.

D. Do not prune trees and shrubs before delivery. Protect bark, branches, and root systems from sun scald, drying, wind burn, sweating, whipping, and other handling and tying damage. Do not bend or bind-tie trees or shrubs in such a manner as to destroy their natural shape. Provide protective covering of plants during shipping and delivery. Do not drop plants during delivery and handling.

E. Handle planting stock by root ball.

F. Store bulbs, corms, and tubers in a dry place at **60 to 65 deg F** until planting.

G. Apply antidesiccant to trees and shrubs using power spray to provide an adequate film over trunks (before wrapping), branches, stems, twigs, and foliage to protect during digging, handling, and transportation.



1. If deciduous trees or shrubs are moved in full leaf, spray with antidesiccant at nursery before moving and again two weeks after planting.
- H. Wrap trees and shrubs with burlap fabric over trunks, branches, stems, twigs, and foliage to protect from wind and other damage during digging, handling, and transportation.
- I. Deliver plants after preparations for planting have been completed, and install immediately. If planting is delayed more than six hours after delivery, set plants and trees in their appropriate aspect (sun, filtered sun, or shade), protect from weather and mechanical damage, and keep roots moist.
  1. Heel-in bare-root stock. Soak roots that are in less than moist condition in water for two hours. Reject plants with dry roots.
  2. Set balled stock on ground and cover ball with soil, peat moss, sawdust, or other acceptable material.
  3. Do not remove container-grown stock from containers before time of planting.
  4. Water root systems of plants stored on-site deeply and thoroughly with a fine-mist spray. Water as often as necessary to maintain root systems in a moist, but not overly wet condition.

#### 1.11 FIELD CONDITIONS

- A. Field Measurements: Verify actual grade elevations, service and utility locations, irrigation system components, and dimensions of plantings and construction contiguous with new plantings by field measurements before proceeding with planting work.
- B. Planting Restrictions: Plant during one of the following periods. Coordinate planting periods with maintenance periods to provide required maintenance from date of Substantial Completion.
  1. Spring Planting: March 15 - May 15
  2. Fall Planting: Sept 15- Dec 1 .
- C. Weather Limitations: Proceed with planting only when existing and forecasted weather conditions permit planting to be performed when beneficial and optimum results may be obtained. Apply products during favorable weather conditions according to manufacturer's written instructions and warranty requirements.

#### 1.12 WARRANTY

- A. Special Warranty: Installer agrees to repair or replace plantings and accessories that fail in materials, workmanship, or growth within specified warranty period.
  1. Failures include, but are not limited to, the following:
    - a. Death and unsatisfactory growth, except for defects resulting from abuse, lack of adequate maintenance, or neglect by Owner.
    - b. Structural failures including plantings falling or blowing over.
    - c. Faulty performance of tree stabilization edgings and tree grates .



- d. Deterioration of metals, metal finishes, and other materials beyond normal weathering.
2. Warranty Periods: From date of planting completion .
  - a. Trees, Shrubs, Vines, and Ornamental Grasses: 12 months.
3. Include the following remedial actions as a minimum:
  - a. Immediately remove dead plants and replace unless required to plant in the succeeding planting season.
  - b. Replace plants that are more than 25 percent dead or in an unhealthy condition at end of warranty period.
  - c. A limit of one replacement of each plant is required except for losses or replacements due to failure to comply with requirements.
  - d. Provide extended warranty for period equal to original warranty period, for replaced plant material.

## PART 2 - PRODUCTS

### 2.1 PLANT MATERIAL

- A. General: Furnish nursery-grown plants true to genus, species, variety, cultivar, stem form, shearing, and other features indicated in Plant List, Plant Schedule, or Plant Legend indicated on Drawings and complying with ANSI Z60.1; and with healthy root systems developed by transplanting or root pruning. Provide well-shaped, fully branched, healthy, vigorous stock, densely foliated when in leaf and free of disease, pests, eggs, larvae, and defects such as knots, sun scald, injuries, abrasions, and disfigurement.
  1. Trees with damaged, crooked, or multiple leaders; tight vertical branches where bark is squeezed between two branches or between branch and trunk ("included bark"); crossing trunks; cut-off limbs more than **3/4 inch** in diameter; or with stem girdling roots are unacceptable.
  2. Collected Stock: Do not use plants harvested from the wild, from native stands, from an established landscape planting, or not grown in a nursery unless otherwise indicated.
- B. Provide plants of sizes, grades, and ball or container sizes complying with ANSI Z60.1 for types and form of plants required. Plants of a larger size may be used if acceptable to Architect, with a proportionate increase in size of roots or balls.
- C. Root-Ball Depth: Furnish trees and shrubs with root balls measured from top of root ball, which begins at root flare according to ANSI Z60.1. Root flare shall be visible before planting.
- D. Labeling: Label each plant of each variety, size, and caliper with a securely attached, waterproof tag bearing legible designation of common name and full scientific name, including genus and species. Include nomenclature for hybrid, variety, or cultivar, if applicable for the plant.
- E. If formal arrangements or consecutive order of plants is indicated on Drawings, select stock for uniform height and spread, and number the labels to assure symmetry in planting.



## 2.2 MULCHES

- A. Organic Mulch: Free from deleterious materials and suitable as a top dressing of trees and shrubs, consisting of one of the following:
  - 1. Type: Ground or shredded bark Wood and bark chips .
  - 2. Size Range: 3 inches minimum. .
  - 3. Color: Natural. No color dyed mulch.
- B. Compost Mulch: Well-composted, stable, and weed-free organic matter, pH of 5.5 to 8; moisture content 35 to 55 percent by weight; 100 percent passing through a **1-inch** sieve; soluble-salt content of 2 to 5 dS/m; not exceeding 0.5 percent inert contaminants and free of substances toxic to plantings; and as follows:
  - 1. Organic Matter Content: 50 to 60 percent of dry weight.
  - 2. Feedstock: Agricultural, food, or industrial residuals; biosolids; yard trimmings; or source-separated or compostable mixed solid waste.

## 2.3 TREE-STABILIZATION MATERIALS

- A. Trunk-Stabilization Materials:
  - 1. Upright and Guy Stakes: Rough-sawn, sound, new hardwood , free of knots, holes, cross grain, and other defects, **2-by-2-inch nominal** by length indicated, pointed at one end.
  - 2. Tree-Tie Webbing: UV-resistant polypropylene or nylon webbing with brass grommets.

## 2.4 TREE-WATERING DEVICES

- A. Slow-Release Watering Device: Standard product manufactured for drip irrigation of plants and emptying its water contents over one week ; manufactured from UV-light-stabilized nylon-reinforced polyethylene sheet, PVC, or HDPE plastic.
  - 1. Manufacturers:
    - a. Tree Gator
    - b. A.M. Leonard
    - c. Approved Equal
  - 2. Color: As selected by Architect from manufacturer's full range dark chocolateorgreen .

## 2.5 MISCELLANEOUS PRODUCTS

- A. Mycorrhizal Fungi: Dry, granular inoculant containing at least 5300 spores per **lb** of vesicular-arbuscular mycorrhizal fungi and 95 million spores per **lb** of ectomycorrhizal fungi, 33 percent hydrogel, and a maximum of 5.5 percent inert material.
- B. Tree Watering Bag: provide each tree with a ARBORRAIN TOWER TREE AND PLANT HYDRATOR by AM Leonard (or Approved Equal) following planting. Contractor is



responsible for filling bag when it becomes empty for during active growing seasons for 1 year following substantial completion.

### PART 3 - EXECUTION

#### 3.1 EXAMINATION

- A. Examine areas to receive plants, with Installer present, for compliance with requirements and conditions affecting installation and performance of the Work.
  - 1. Verify that no foreign or deleterious material or liquid such as paint, paint washout, concrete slurry, concrete layers or chunks, cement, plaster, oils, gasoline, diesel fuel, paint thinner, turpentine, tar, roofing compound, or acid has been deposited in soil within a planting area.
  - 2. Verify that plants and vehicles loaded with plants can travel to planting locations with adequate overhead clearance.
  - 3. Suspend planting operations during periods of excessive soil moisture until the moisture content reaches acceptable levels to attain the required results.
  - 4. Uniformly moisten excessively dry soil that is not workable or which is dusty.
- B. If contamination by foreign or deleterious material or liquid is present in soil within a planting area, remove the soil and contamination as directed by Architect and replace with new planting soil.
- C. Proceed with installation only after unsatisfactory conditions have been corrected.

#### 3.2 PREPARATION

- A. Protect structures, utilities, sidewalks, pavements, and other facilities and turf areas and existing plants from damage caused by planting operations.
- B. Install erosion-control measures to prevent erosion or displacement of soils and discharge of soil-bearing water runoff or airborne dust to adjacent properties and walkways.

#### 3.3 PLANTING AREA ESTABLISHMENT

- A. General: Prepare planting area for soil placement and mix planting soil according to Section 329113 "Soil Preparation." Section 329115 "Soil Preparation (Performance Specification)."
- B. Placing Planting Soil: Place and mix planting soil in-place over exposed subgrade Place manufactured planting soil over exposed subgrade Blend planting soil in place .
- C. Before planting, obtain Architect's acceptance of finish grading; restore planting areas if eroded or otherwise disturbed after finish grading.



- D. Application of Mycorrhizal Fungi: At time directed by Architect, broadcast dry product uniformly over prepared soil at application rate according to manufacturer's written recommendations .

### 3.4 EXCAVATION FOR TREES AND SHRUBS

- A. Planting Pits and Trenches: Excavate circular planting pits.
  - 1. Excavate planting pits with sides sloping inward at a 45-degree angle. Excavations with vertical sides are unacceptable. Trim perimeter of bottom leaving center area of bottom raised slightly to support root ball and assist in drainage away from center. Do not further disturb base. Ensure that root ball will sit on undisturbed base soil to prevent settling. Scarify sides of planting pit smeared or smoothed during excavation.
  - 2. Excavate approximately three times as wide as ball diameter for stock.
  - 3. Do not excavate deeper than depth of the root ball, measured from the root flare to the bottom of the root ball.
  - 4. If area under the plant was initially dug too deep, add soil to raise it to the correct level and thoroughly tamp the added soil to prevent settling.
  - 5. Maintain angles of repose of adjacent materials to ensure stability. Do not excavate subgrades of adjacent paving, structures, hardscapes, or other new or existing improvements.
  - 6. Maintain supervision of excavations during working hours.
  - 7. Keep excavations covered or otherwise protected overnight, after working hours, and when unattended by Installer's personnel.
  - 8. If drain tile is indicated on Drawings or required under planting areas, excavate to top of porous backfill over tile.
- B. Backfill Soil: Subsoil and topsoil removed from excavations may be used as backfill soil unless otherwise indicated.
- C. Obstructions: Notify Architect if unexpected rock or obstructions detrimental to trees or shrubs are encountered in excavations.
  - 1. Hardpan Layer: Drill **6-inch-** diameter holes, **24 inches** apart, into free-draining strata or to a depth of **10 feet**, whichever is less, and backfill with free-draining material.
- D. Drainage: Notify Architect if subsoil conditions evidence unexpected water seepage or retention in tree or shrub planting pits.
- E. Fill excavations with water and allow to percolate away before positioning trees and shrubs.

### 3.5 TREE, SHRUB, AND VINE PLANTING

- A. Inspection: At time of planting, verify that root flare is visible at top of root ball according to ANSI Z60.1. If root flare is not visible, remove soil in a level manner from the root ball to where the top-most root emerges from the trunk. After soil removal to expose the root flare, verify that root ball still meets size requirements.

- B. Roots: Remove stem girdling roots and kinked roots. Remove injured roots by cutting cleanly; do not break.
- C. Balled and Burlapped Stock: Set each plant plumb and in center of planting pit or trench with root flare **2 inches** above adjacent finish grades.
  - 1. Backfill: Planting soil . For trees, use excavated soil for backfill.
  - 2. After placing some backfill around root ball to stabilize plant, carefully cut and remove burlap, rope, and wire baskets from tops of root balls and from sides, but do not remove from under root balls. Remove pallets, if any, before setting. Do not use planting stock if root ball is cracked or broken before or during planting operation.
  - 3. Backfill around root ball in layers, tamping to settle soil and eliminate voids and air pockets. When planting pit is approximately one-half filled, water thoroughly before placing remainder of backfill. Repeat watering until no more water is absorbed.
  - 4. Continue backfilling process. Water again after placing and tamping final layer of soil.
- D. and Stock: Set each plant plumb and in center of planting pit or trench with root flare **2 inches** above adjacent finish grades.
  - 1. Backfill: Planting soil . For trees, use excavated soil for backfill.
  - 2. Carefully remove root ball from container without damaging root ball or plant.
  - 3. Backfill around root ball in layers, tamping to settle soil and eliminate voids and air pockets. When planting pit is approximately one-half filled, water thoroughly before placing remainder of backfill. Repeat watering until no more water is absorbed.
  - 4. Continue backfilling process. Water again after placing and tamping final layer of soil.
- E. Slopes: When planting on slopes, set the plant so the root flare on the uphill side is flush with the surrounding soil on the slope; the edge of the root ball on the downhill side will be above the surrounding soil. Apply enough soil to cover the downhill side of the root ball.

### 3.6 TREE, SHRUB, AND VINE PRUNING

- A. Remove only dead, dying, or broken branches. Do not prune for shape.
- B. Do not apply pruning paint to wounds.

### 3.7 TREE STABILIZATION

- A. Trunk Stabilization by Upright Staking and Tying: Install trunk stabilization as follows unless otherwise indicated:
  - 1. Upright Staking and Tying: Stake trees of **2- through 5-inch** caliper. Stake trees of less than **2-inch** caliper only as required to prevent wind tip out. Use a minimum of two stakes of length required to penetrate at least **18 inches** below bottom of backfilled excavation and to extend to the dimension indicated on Drawings above grade. Set vertical stakes and space to avoid penetrating root balls or root masses.

2. Upright Staking and Tying: Stake trees with two stakes for trees up to 12 feet high and 2-1/2 inches or less in caliper; three stakes for trees less than 14 feet high and up to 4 inches in caliper. Space stakes equally around trees.
  3. Support trees with bands of flexible ties at contact points with tree trunk. Allow enough slack to avoid rigid restraint of tree.
  4. Support trees with two strands of tie wire, connected to the brass grommets of tree-tie webbing at contact points with tree trunk. Allow enough slack to avoid rigid restraint of tree.
- B. Trunk Stabilization by Staking and Guying: Install trunk stabilization as follows unless otherwise indicated on Drawings. Stake and guy trees more than 14 feet in height and more than 3 inches in caliper unless otherwise indicated.
1. Site-Fabricated, Staking-and-Guying Method: Install no fewer than three guys spaced equally around tree.
    - a. Securely attach guys to stakes 30 inches long, driven to grade. Adjust spacing to avoid penetrating root balls or root masses. Provide turnbuckle for each guy wire and tighten securely.
    - b. For trees more than 6 inches in caliper, anchor guys to wood deadmen buried at least 36 inches below grade. Provide turnbuckle for each guy wire and tighten securely.
    - c. Support trees with bands of flexible ties at contact points with tree trunk and reaching to turnbuckle. Allow enough slack to avoid rigid restraint of tree.
    - d. Support trees with guy cable or multiple strands of tie wire, connected to the brass grommets of tree-tie webbing at contact points with tree trunk and reaching to turnbuckle. Allow enough slack to avoid rigid restraint of tree.
    - e. Attach flags to each guy wire, 30 inches above finish grade.
    - f. Paint turnbuckles with luminescent white paint.
  2. Proprietary Staking and Guying Device: Install staking and guying system sized and positioned as recommended by manufacturer unless otherwise indicated and according to manufacturer's written instructions.
- C. Root-Ball Stabilization: Install at- or below-grade stabilization system to secure each new planting by the root ball unless otherwise indicated.
1. Wood Hold-Down Method: Place vertical stakes against side of root ball and drive them into subsoil; place horizontal wood hold-down stake across top of root ball and screw at each end to one of the vertical stakes.
    - a. Install stakes of length required to penetrate at least to the dimension indicated on Drawings below bottom of backfilled excavation. Saw stakes off at horizontal stake.
    - b. Install screws through horizontal hold-down and penetrating at least 1 inch into stakes. Pre-drill holes if necessary to prevent splitting wood.
    - c. Install second set of stakes on other side of root trunk for larger trees.
  2. Proprietary Root-Ball Stabilization Device: Install root-ball stabilization system sized and positioned as recommended by manufacturer unless otherwise indicated and according to manufacturer's written instructions.
- D. Palm Bracing: Install bracing system at three or more places equally spaced around perimeter of trunk to secure each palm until established unless otherwise indicated.

1. Site-Fabricated Palm-Bracing Method:
  - a. Place battens over padding and secure battens in place around trunk perimeter with at least two straps, tightened to prevent displacement. Ensure that straps do not contact trunk.
  - b. Place diagonal braces and cut to length. Secure upper ends of diagonal braces with galvanized nails into battens or into nail-attached blocks on battens. Do not drive nails, screws, or other securing devices into palm trunk; do not penetrate palm trunk in any fashion. Secure lower ends of diagonal braces with stakes driven into ground to prevent outward slippage of braces.
2. Proprietary Palm-Bracing Device: Install palm-bracing system sized and positioned as recommended by manufacturer unless otherwise indicated and according to manufacturer's written instructions.

### 3.8 PLANTING AREA MULCHING

- A. Mulch backfilled surfaces of planting areas and other areas indicated.
  1. Trees and Treelike Shrubs in Turf Areas: Apply organic mulch ring of **3-inch** average thickness, with **12-inch** radius around trunks or stems. Do not place mulch within **6 inches** of trunks or stems.
  2. Organic Mulch in Planting Areas: Apply **3-inch** average thickness of organic mulch extending **12 inches** beyond edge of individual planting pit or trench and over whole surface of planting area, and finish level with adjacent finish grades. Do not place mulch within **3 inches** of trunks or stems.
  3. Mineral Mulch in Planting Areas: Apply **3-inch** average thickness of mineral mulch extending **12 inches** beyond edge of individual planting pit or trench and over whole surface of planting area, and finish level with adjacent finish grades. Do not place mulch within **3 inches** of trunks or stems.

### 3.9 EDGING INSTALLATION

- A. Shovel-Cut Edging: Separate mulched areas from turf areas, curbs, and paving with a 45-degree, **4- to 6-inch-** deep, shovel-cut edge as indicated on Drawings.

### 3.10 INSTALLING SLOW-RELEASE WATERING DEVICE

- A. Provide one device for each tree.
- B. Place device on top of the mulch at base of tree stem and fill with water according to manufacturer's written instructions.

### 3.11 PLANT MAINTENANCE

- A. Maintain plantings by pruning, cultivating, watering, weeding, fertilizing, mulching, restoring planting saucers, adjusting and repairing tree-stabilization devices, resetting to proper grades or



vertical position, and performing other operations as required to establish healthy, viable plantings.

- B. Fill in, as necessary, soil subsidence that may occur because of settling or other processes. Replace mulch materials damaged or lost in areas of subsidence.
- C. Apply treatments as required to keep plant materials, planted areas, and soils free of pests and pathogens or disease. Use integrated pest management practices when possible to minimize use of pesticides and reduce hazards. Treatments include physical controls such as hosing off foliage, mechanical controls such as traps, and biological control agents.

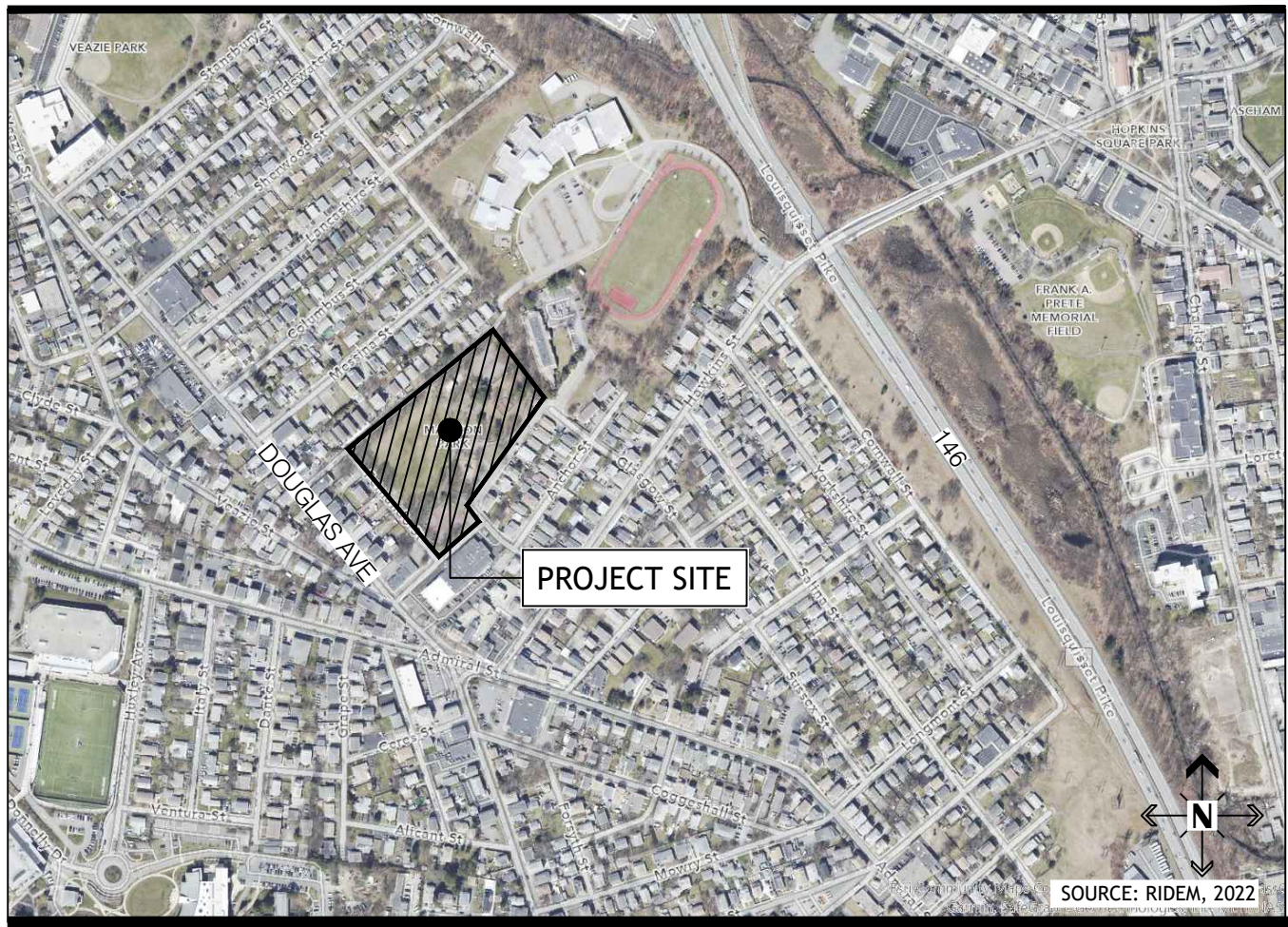
### 3.12 REPAIR AND REPLACEMENT

- A. General: Repair or replace existing or new trees and other plants that are damaged by construction operations, in a manner approved by Architect.
  - 1. Submit details of proposed pruning and repairs.
  - 2. Perform repairs of damaged trunks, branches, and roots within 24 hours, if approved.
  - 3. Replace trees and other plants that cannot be repaired and restored to full-growth status, as determined by Architect.

### 3.13 CLEANING AND PROTECTION

- A. During planting, keep adjacent paving and construction clean and work area in an orderly condition. Clean wheels of vehicles before leaving site to avoid tracking soil onto roads, walks, or other paved areas.
- B. Remove surplus soil and waste material including excess subsoil, unsuitable soil, trash, and debris and legally dispose of them off Owner's property.
- C. Protect plants from damage due to landscape operations and operations of other contractors and trades. Maintain protection during installation and maintenance periods. Treat, repair, or replace damaged plantings.
- D. After installation and before Substantial Completion, remove nursery tags, nursery stakes, tie tape, labels, wire, burlap, and other debris from plant material, planting areas, and Project site.
- E. At time of Substantial Completion, verify that tree-watering devices are in good working order and leave them in place. Replace improperly functioning devices.

END OF SECTION 329300



# WALKWAY IMPROVEMENTS AT CORLISS PARK

HONORABLE  
JORGE O. ELORZA,  
MAYOR

WENDY NILSSON,  
SUPERINTENDENT OF PARKS

DAVID A SALVATORE  
CITY COUNCILOR



**P**  
PROVIDENCE  
PARKS DEPARTMENT  
DALRYMPLE BOATHOUSE  
ROGER WILLIAMS PARK  
PROVIDENCE, RI 02905

COPYRIGHT (C) CITY OF  
PROVIDENCE PARKS  
DEPARTMENT. ALL RIGHTS  
RESERVED 2022.  
NO PART OF THIS DOCUMENT MAY BE  
REPRODUCED, STORED IN A RETRIEVAL  
SYSTEM OR TRANSMITTED IN ANY FORM OR  
BY ANY MEANS, ELECTRONIC,  
MECHANICAL, PHOTOCOPYING,  
RECORDING OR OTHERWISE WITHOUT THE  
PRIOR WRITTEN PERMISSION OF THE CITY  
OF PROVIDENCE PARKS DEPARTMENT. ANY  
MODIFICATIONS TO THIS DOCUMENT  
WITHOUT THE WRITTEN PERMISSION OF  
THE CITY OF PROVIDENCE PARKS  
DEPARTMENT SHALL RENDER IT INVALID  
AND UNUSABLE.

## GENERAL CONSTRUCTION NOTES

1. BASE INFORMATION OBTAINED FROM GIS, AERIAL IMAGERY, AND FIELD OBSERVATION. ALL EXISTING CONDITIONS ARE TO BE CONSIDERED APPROXIMATE. NO REGISTERED SURVEY WAS OBTAINED FOR THE PRODUCTION OF THE EXISTING CONDITIONS PLAN.
2. ANY ERRORS OR DISCREPANCIES ON THE DRAWINGS, SHOP DRAWINGS, AND DETAILS ARE TO BE BROUGHT TO THE ATTENTION OF THE OWNER'S REPRESENTATIVE BEFORE THE WORK HAS COMMENCED.
3. THE CONTRACTOR IS RESPONSIBLE FOR FIELD VERIFICATION OF ALL LOCATIONS AND DIMENSIONS. DISCREPANCIES BETWEEN LAYOUT DIMENSIONS ON PLANS AND ACTUAL MEASUREMENTS IN FIELD ARE TO BE REPORTED TO THE OWNER'S REPRESENTATIVE BEFORE CONSTRUCTION BEGINS.
4. THE CONTRACTOR SHALL NOTIFY THE OWNER'S REPRESENTATIVE PRIOR TO DEMOLITION OR INSTALLATION OF ANY PORTION OF THE SITE WORK .
5. THE CONTRACTOR SHALL STAKE OUT ALL LAYOUTS OF PROPOSED WORK FOR APPROVAL BY THE OWNER'S REPRESENTATIVE PRIOR TO COMMENCING WORK.
6. THE CONTRACTOR SHALL BE RESPONSIBLE FOR ESTABLISHING AND MAINTAINING ALL CONTROL POINTS AND BENCHMARKS DURING CONSTRUCTION INCLUDING BENCHMARK LOCATIONS AND ELEVATIONS AT CRITICAL AREAS. THE LOCATION OF ALL CONTROL POINTS AND BENCHMARKS SHALL BE COORDINATED WITH THE OWNER'S REPRESENTATIVE.
7. UNLESS OTHERWISE SPECIFIED ON THE PLANS AND DETAILS/SPECIFICATIONS, ALL SITE CONSTRUCTION MATERIALS AND METHODOLOGIES ARE TO CONFORM TO THE MOST RECENT VERSION OF THE RHODE ISLAND DEPARTMENT OF TRANSPORTATION STANDARD SPECIFICATIONS (THE RHODE ISLAND DEPARTMENT OF TRANSPORTATION STANDARD SPECIFICATIONS FOR ROAD AND BRIDGE CONSTRUCTION 2015 EDITION).
8. CONSTRUCTION SHALL BE PERFORMED IN ACCORDANCE WITH APPLICABLE LAWS AND REGULATIONS REGARDING NOISE, VIBRATION, DUST, SEDIMENTATION CONTAINMENT, AND TRENCH WORK.
9. THE CONTRACTOR SHALL RESTORE ALL SURFACES EQUAL TO THEIR ORIGINAL CONDITION AFTER CONSTRUCTION IS COMPLETE. AREAS NOT DISTURBED BY CONSTRUCTION SHALL BE LEFT NATURAL. THE CONTRACTOR SHALL TAKE CARE TO PREVENT DAMAGE TO SHRUBS, TREES, AND OTHER LANDSCAPING OR NATURAL FEATURES, WHEREAS THE PLANS DO NOT SHOW ALL LANDSCAPING FEATURES. EXISTING CONDITIONS MUST BE VERIFIED BY THE CONTRACTOR IN ADVANCE OF THE WORK.
10. ALL UNPAVED AREAS DISTURBED BY THE WORK SHALL HAVE A MINIMUM OF 4-INCHES OF LOAM INSTALLED AND SEEDED WITH GRASS SEED AS SHOWN ON THE PLAN AND/OR DIRECTED BY THE LANDSCAPE ARCHITECT. THE CONTRACTOR SHALL BE RESPONSIBLE FOR WATERING ANY LOAM AND SEEDED AREAS UNTIL LAWN GROWTH IS ESTABLISHED AND APPROVED BY THE LANDSCAPE ARCHITECT AND/OR OWNER'S REPRESENTATIVE.
11. THE CONTRACTOR SHALL REGULARLY INSPECT THE PERIMETER OF THE PROPERTY TO CLEAN UP AND REMOVE ANY LOOSE CONSTRUCTION DEBRIS BEFORE IT LEAVES THE SITE. ALL DEMOLITION DEBRIS SHALL BE PROMPTLY REMOVED FROM THE SITE TO AN APPROVED DUMP SITE. ALL TRUCKS LEAVING THE SITE SHALL BE COVERED.
12. CONCRETE TRUCKS SHALL NOT BE WASHED ONSITE. ANY CEMENT OR CONCRETE DEBRIS LEFT IN THE DISTURBED AREA SHALL BE REMOVED BY HAND AT THE CONTRACTOR'S EXPENSE.
13. IF ANY DEVIATION OR ALTERATION OF THE WORK PROPOSED ON THESE DRAWINGS IS REQUIRED, THE CONTRACTOR IS TO IMMEDIATELY CONTACT AND COORDINATE WITH THE LANDSCAPE ARCHITECT AND THE OWNER'S REPRESENTATIVE.
14. AT THE END OF CONSTRUCTION, THE CONTRACTOR SHALL REMOVE ALL CONSTRUCTION DEBRIS AND SURPLUS MATERIAL FROM THE SITE. A THOROUGH INSPECTION OF THE WORK PERIMETER IS TO BE MADE AND ALL DISCARDED MATERIALS, BLOWN OR WATER CARRIED DEBRIS, SHALL BE COLLECTED AND REMOVED FROM THE SITE.
15. THE CONTRACTOR IS RESPONSIBLE FOR SECURING THE SITE FOR THE SAFETY OF THE GENERAL PUBLIC AND TO PROTECT PROPERTY AGAINST VANDALISM AND THEFT.
16. THE CONTRACTOR MUST OBTAIN ALL REQUIRED CITY, STATE AND FEDERAL PERMITS.
17. THE PROVIDENCE PARKS DEPARTMENT ASSUMES NO RESPONSIBILITY IF THE WORK IS NOT INSTALLED AS PER THE PLANS OR IF FIELD CHANGES ARE MADE WITHOUT THE KNOWLEDGE AND APPROVAL OF THE OWNER'S REPRESENTATIVE.

## EROSION & SEDIMENT CONTROL NOTES

1. THE SITE CONSTRUCTION FOREMAN SHALL BE DESIGNATED AS THE ON-SITE PERSONNEL RESPONSIBLE FOR THE DAILY INSPECTION AND MAINTENANCE OF ALL ESC MEASURES AND SHALL IMPLEMENT ALL NECESSARY MEASURES TO CONTROL EROSION AND PREVENT SEDIMENT FROM LEAVING THE SITE.
2. THE CONTRACTOR SHALL INSTALL ALL ESC MEASURES AS SHOWN ON THE DESIGN PLANS AND AS DETERMINED NECESSARY IN THE FIELD BY OWNER'S REPRESENTATIVE BEFORE ANY CONSTRUCTION ACTIVITIES ARE TO BEGIN. THESE MEASURES SHALL BE CHECKED, MAINTAINED/REPLACED AS NECESSARY DURING THE ENTIRE CONSTRUCTION PERIOD OF THE PROJECT. SUCH MEASURES SHALL REPRESENT THE LIMIT OF WORK. WORKERS SHALL BE INFORMED THAT NO CONSTRUCTION ACTIVITY IS TO OCCUR BEYOND THE LIMIT OF WORK AT ANY TIME THROUGH THE CONSTRUCTION PERIOD.
3. A MINIMUM SURPLUS OF 100 FEET OF EROSION CONTROL BARRIER (SILT FENCE&/OR SILT SOCK) SHALL BE STOCKPILED ONSITE AT ALL TIMES.
4. THE CONTRACTOR SHALL PROTECT THE ADJACENT AREA FROM SEDIMENTATION DURING PROJECT CONSTRUCTION OPERATIONS.
5. A CONSTRUCTION EXIT SHALL BE CONSTRUCTED TO SHED DIRT FROM CONSTRUCTION VEHICLE TIRES. THE CONSTRUCTION EXIT SHALL BE REPLACED/CLEANED AS NEEDED TO MAINTAIN ITS EFFECTIVENESS.
6. THE LIMIT OF ALL CLEARING, GRADING AND DISTURBANCES SHALL BE KEPT TO A MINIMUM WITHIN THE PROPOSED AREA OF CONSTRUCTION. THE CONTRACTOR SHALL PHASE THE SITE WORK IN A MANNER TO MINIMIZE AREAS OF EXPOSED SOIL.
7. IT IS THE CONTRACTOR'S RESPONSIBILITY TO MONITOR LOCAL WEATHER REPORTS DURING CONSTRUCTION AND PRIOR TO SCHEDULING EARTHMOVING OR OTHER CONSTRUCTION ACTIVITIES WHICH WILL LEAVE LARGE DISTURBED AREAS UNSTABILIZED. IF INCLEMENT WEATHER IS PREDICTED, THE CONTRACTOR SHALL USE THEIR BEST PROFESSIONAL JUDGEMENT AND SHALL BE RESPONSIBLE FOR ENSURING THAT NECESSARY EROSION CONTROL DEVICES ARE INSTALLED AND FUNCTIONING PROPERLY TO MINIMIZE EROSION FROM ANY IMPENDING WEATHER EVENTS.
8. SOIL ESC MEASURES SHALL BE INSPECTED AND MAINTAINED ON A WEEKLY BASIS AND AFTER EACH RAINFALL EVENT OF 0.25 INCH OR GREATER DURING CONSTRUCTION TO ENSURE THAT THE ESC MEASURES ARE INTACT AND FUNCTIONING PROPERLY. IDENTIFIED DEFICIENCIES SHALL BE CORRECTED IMMEDIATELY NO LATER THAN 24 HOURS AFTER IDENTIFICATION.
9. SOIL STOCKPILES LEFT OVERNIGHT SHALL BE SURROUNDED ON THEIR PERIMETERS WITH SILT SOCK.
10. DISTURBED AREAS AND SLOPES SHALL NOT BE LEFT UNATTENDED OR EXPOSED FOR EXCESSIVE PERIODS OF TIME SUCH AS THE INACTIVE WINTER SEASON. THE CONTRACTOR SHOULD PROVIDE APPROPRIATE STABILIZATION PRACTICES ON ALL DISTURBED AREAS AS SOON AS POSSIBLE BUT NOT MORE THAN 14 DAYS AFTER THE CONSTRUCTION ACTIVITY IN THAT AREA HAS TEMPORARILY OR PERMANENTLY CEASED. TEMPORARY AREAS HAVING A SLOPE GREATER THAN 3:1 SHALL BE REINFORCED WITH EROSION BLANKETS OR APPROVED EQUAL UNTIL THE SITE IS PROPERLY STABILIZED. TEMPORARY SWALES MAY ALSO BE REQUIRED IF DETERMINED NECESSARY IN THE FIELD BY OWNER'S REPRESENTATIVE.
11. THE CONTRACTOR SHALL CONTAIN ALL SEDIMENT ONSITE. ALL EXITS FROM THE SITE WILL BE SWEEP AS NECESSARY INCLUDING ANY SEDIMENT TRACKING. PAVED AREAS SHALL BE SWEEP AS NEEDED TO REMOVE SEDIMENT AND POTENTIAL POLLUTANTS WHICH MAY ACCUMULATE DURING SITE WORK.
12. ACCUMULATED SEDIMENT SHALL BE REMOVED FROM ALL ESC MEASURES AND DISPOSED OF IN A PRE-APPROVED LOCATION BY THE CONTRACTOR.
13. DUST SHALL BE CONTROLLED BY WATERING OR OTHER APPROVED METHODS AS NECESSARY.

## PLANTING NOTES

1. ALL NEW PLANT MATERIALS SHALL CONFORM TO THE MINIMUM GUIDELINES ESTABLISHED FOR NURSERY STOCK PUBLISHED BY THE AMERICAN ASSOCIATION OF NURSERYMEN, INC. IN ADDITION, ALL NEW PLANT MATERIAL FOR THE PROJECT SHALL BE OF SPECIMEN QUALITY.
2. ALL NEW PLANTS TO BE BALLED AND BURLAPPED OR CONTAINER GROWN, UNLESS OTHERWISE NOTED ON THE PLANT LIST.
3. THE CONTRACTOR SHALL SUPPLY ALL NEW PLANT MATERIAL IN QUANTITIES SUFFICIENT TO COMPLETE THE PLANTING SHOWN ON THE DRAWINGS.
4. ANY PROPOSED SUBSTITUTIONS OF PLANT SPECIES SHALL BE MADE WITH PLANTS OF EQUIVALENT OVERALL FORM, HEIGHT, BRANCHING HABIT, FLOWER, LEAF, COLOR, FRUIT AND CULTURE, AND ONLY AFTER WRITTEN APPROVAL OF THE LANDSCAPE ARCHITECT.
5. ALL NEW PLANTS SHALL BE TAGGED AND APPROVED BY THE LANDSCAPE ARCHITECT AT THE NURSERY PRIOR TO DIGGING OR DELIVERY TO THE SITE.
6. CONTRACTOR SHALL LOCATE AND VERIFY ALL EXISTING UTILITY LINES PRIOR TO PLANTING AND SHALL REPORT ANY CONFLICTS TO THE LANDSCAPE ARCHITECT.
7. STAKE LOCATIONS OF ALL PROPOSED PLANTING FOR APPROVAL BY THE LANDSCAPE ARCHITECT PRIOR TO THE COMMENCEMENT OF PLANTING. INDIVIDUAL STAKES SHALL BE PLACED FOR TREES AND SHRUBS. EDGE OF PLANTING BEDS SHALL BE PAINTED. NOTIFY LANDSCAPE ARCHITECT 24 HOURS PRIOR TO DESIRED APPROVAL.
8. ALL NEW PLANTS SHALL BE SUPPLIED AND INSTALLED DURING THE PERIODS OF APRIL 1 - JUNE 15 AND/OR SEPTEMBER 1 - NOVEMBER 15 PER SPECIFICATIONS.
9. PREPARE ALL INDIVIDUAL TREE PITS AND SHRUB PLANTING BEDS TO A MINIMUM DEPTH OF EIGHTEEN INCHES (1'8") WITH SPECIFIED PLANTING MIX: 50% SCREENED TOPSOIL, 40% EXISTING SOIL AND 10% COMPOST. BLEND COMPOST INTO TOP 4" OF SOIL. PLANTING MIX SHALL BE FREE OF LUMPS, STONES, PLANTS, ROOTS, AND OTHER FOREIGN MATTER.
10. ALL SHRUB BEDS AND INDIVIDUAL TREE PITS SHALL RECEIVE THREE (3) INCHES OF BARK MULCH PER SPECIFICATIONS. PERENNIAL AND GROUNDCOVER BEDS SHALL RECEIVE TWO INCHES (2"). PROVIDE LANDSCAPE ARCHITECT WITH SAMPLE FOR APPROVAL. TREES IN LAWN AREAS SHALL HAVE MULCH RING 6' IN DIAMETER UNLESS OTHERWISE NOTED.
11. ALL BURLAP, TWINE AND WIRE SHALL BE COMPLETELY REMOVED OR CUT AWAY AT TIME OF INSTALLATION.
12. PRUNE TREES IN ACCORDANCE WITH THE SPECIFICATIONS.
13. PLANT WARRANTY SHALL BE FOR ONE FULL GROWING SEASON FROM THE TIME OF INSTALL.
14. LANDSCAPE CONTRACTOR SHALL BE RESPONSIBLE FOR REPLACING ALL DAMAGED, STOLEN, DEAD, DECLINING OR LOST MATERIAL UNTIL COMPLETION OF MAINTENANCE PERIODS OR GUARANTEE PERIODS.
15. IF NO IRRIGATION SYSTEM IS PLANNED, AN APPROPRIATE WATERING SCHEDULE SHALL BE ESTABLISHED BY THE LANDSCAPE CONTRACTOR FOR ALL PLANT MATERIAL BASED UPON PLANT SPECIES REQUIREMENTS AND PROVIDED IN WRITING TO THE LANDSCAPE ARCHITECT AND OWNER FOR REVIEW AND APPROVAL. THE APPROVED SCHEDULE SHOULD BE FOLLOWED UNTIL COMPLETION OF PLANT MAINTENANCE PERIODS OR WARRANTY PERIODS.
16. ALL VEGETATION AND DEBRIS SHALL BE REMOVED FROM PROPOSED PLANTING AREAS PRIOR TO PLANTING AND BACKFILLING. CONTRACTOR SHALL REMOVE ALL WEEDS AND DEBRIS FROM SITE AS WORK PROGRESSES AND UNTIL COMPLETION OF PLANT MAINTENANCE PERIODS OR WARRANTY PERIODS.
17. ALL AREAS TO BE SEEDED OR SODDED SHALL RECEIVE SIX INCHES (6") OF LOAM, MEASURED AFTER INSTALLATION, PRIOR TO SEEDING.
18. ALL EXISTING LAWN AREAS DESIGNED TO REMAIN SHALL BE AERATED, FERTILIZED AND OVERSEEDED, AS DIRECTED BY THE LANDSCAPE ARCHITECT.
19. IN ADDITION TO LOCATIONS DEFINED FOR SEED ON THE PLANTING PLAN, THE CONTRACTOR SHALL BE RESPONSIBLE FOR SEEDING ANY DISTURBED AREAS.
20. A DETAILED PLANT MAINTENANCE MANUAL SHALL BE ESTABLISHED BY THE LANDSCAPE CONTRACTOR FOR ALL PLANT MATERIAL BASED UPON PLANT SPECIES REQUIREMENTS AND PROVIDED IN WRITING TO THE LANDSCAPE ARCHITECT AND OWNER FOR REVIEW AND APPROVAL. INFORMATION THEREIN SHALL INCLUDE REQUIRED PRUNING SCHEDULE, FERTILIZING AND PROPOSED INTEGRATED PEST MANAGEMENT (IPM) AS NECESSARY. THE APPROVED MAINTENANCE SHOULD BE FOLLOWED UNTIL COMPLETION OF PLANT MAINTENANCE PERIODS OR WARRANTY PERIODS.
21. LANDSCAPE CONTRACTOR IS RESPONSIBLE FOR MAINTAINING CLOSE COORDINATION WITH OWNER, GENERAL CONTRACTOR, RELATED SUBCONTRACTORS, LANDSCAPE ARCHITECT, AND ALL SITE WORK RELATED ITEMS.

## SHEET SCHEDULE

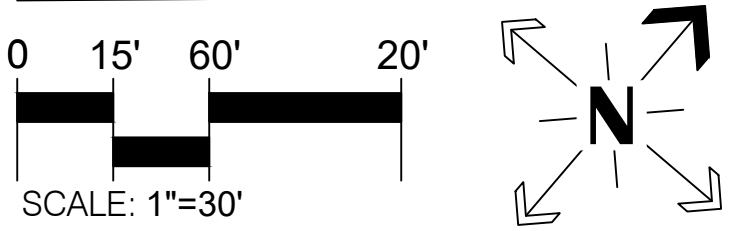
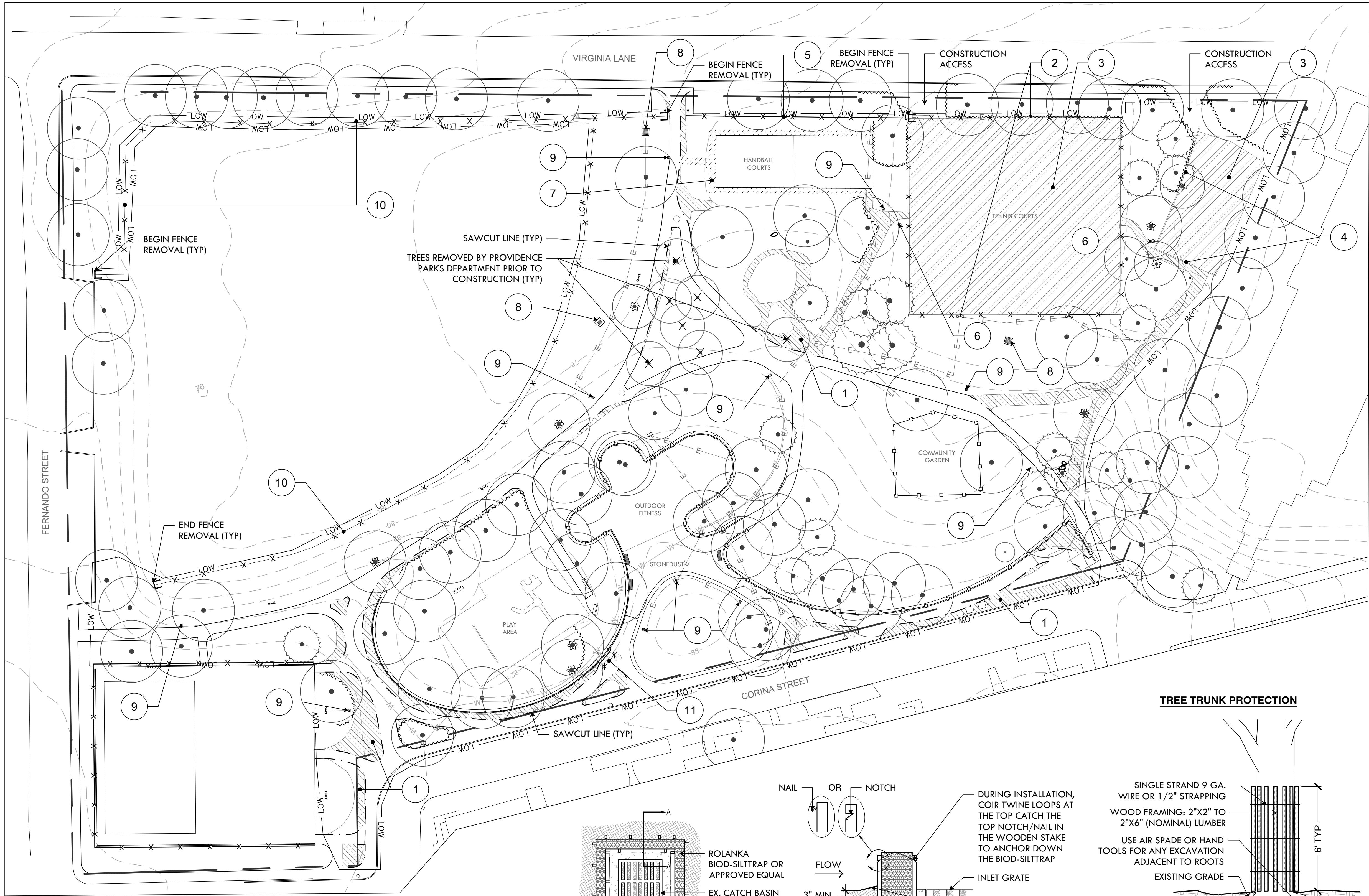
SHEET #	NAME
L-1	COVER SHEET
L-2	EXISTING CONDITIONS/DEMOLITION PLAN
L-3	GRADING & MATERIALS PLAN
L-4	CONSTRUCTION DETAILS

## GENERAL LEGEND

---	EXISTING 2' CONTOUR		EX. ASPHALT TO BE REMOVED
	EXISTING TREES		STRIP TURF & TOPSOIL TO 12" DEPTH
	TREE PROTECTION FENCE		NEW 2" ASPHALT PAVING
- - - - -	SAWCUT		LOAM & SEED MIX A
— LOW —	LIMIT OF WORK		LOAM & SEED MIX B
— SS —	SILT SOCK		LANDSCAPE BOULDERS
— E —	EX. UNDERGROUND UTILITIES		PROPOSED TREES
— W —			

**COVER SHEET**  
**WALKWAY IMPROVEMENTS AT CORLISS PARK**  
**30 CORINA ST - PROVIDENCE, RI**  
FILE: CORLISS-2022-PLANS.dwg

DATE:	11.21.2022
SCALE:	NTS
DRAWN BY: SG	SHEET NO. <b>L-1</b>
CHECKED/ APPROVED: MG	1 OF 4



DEMOLITION PLAN LEGEND

- LOW —

— LIMIT OF WORK —

TREE PROTECTION FENCE — 2 L-2

TREE TRUNK PROTECTION — 2 L-2

EXISTING POLE LAMP

EXISTING TREE TO BE REMOVED BY PARKS DEPARTMENT
- R&D EX. ASPHALT AND GRAVEL BASE
- MILL EX. ASPHALT, BASE MATERIAL TO REMAIN
- STRIP TURF & TOPSOIL TO 12" DEPTH
- R&D EX. CONC. LIGHT POLE BASE/FOUNTAIN
- ASPHALT SAWCUT

1 CATCH BASIN EROSION CONTROL DEVICE NTS

DEMOLITION PLAN GENERAL NOTES

1. ALL SITE PREPARATION NECESSARY TO COMPLETE THIS PROJECT IS THE SOLE RESPONSIBILITY OF THE CONTRACTOR.

2. IT IS THE CONTRACTOR'S RESPONSIBILITY TO COORDINATE WITH PROVIDENCE PARKS DEPARTMENT STAFF TO DEVELOP A SUITABLE DEMOLITION PLAN, WHICH WILL MINIMIZE PARK DISTURBANCE AND ALLOW ALL FACILITIES TO REMAIN IN OPERATION DURING THE ENTIRETY OF CONSTRUCTION.

3. UNLESS OTHERWISE NOTED, THE CONTRACTOR IS RESPONSIBLE FOR THE RELOCATION, DEMOLITION, REMOVAL AND DISPOSAL, IN A LOCATION APPROVED BY ALL GOVERNING AUTHORITIES, OF ALL EXISTING SITE ELEMENTS AND STRUCTURES INCLUDING BUT NOT LIMITED TO BITUMINOUS CONCRETE, CEMENT CONCRETE, GRAVEL, CURBS, WALKWAYS, SIDEWALKS, BERMS, FENCES, BOLLARDS, POSTS, PLANTING BEDS, TREES, SHRUBS, UTILITIES, DRAINAGE STRUCTURES AND ALL OTHER STRUCTURES SHOWN WITHIN THE LIMITS, AND WHERE NEEDED, TO ALLOW FOR NEW CONSTRUCTION. ALL ELEMENTS TO BE REMOVED SHALL BE UNDERCUT TO SUITABLE MATERIAL AND BROUGHT TO GRADE WITH SUITABLE COMPACTED FILL MATERIAL PER SPECIFICATIONS.
4. THE CONTRACTOR IS RESPONSIBLE FOR REMOVING ALL DEBRIS FROM THE SITE AND DISPOSING OF THE DEBRIS IN A PROPER AND LEGAL MANNER.

5. THE CONTRACTOR IS SPECIFICALLY CAUTIONED THAT THE LOCATION AND/OR ELEVATION OF EXISTING UTILITIES AND STRUCTURES AS SHOWN ON THESE PLANS ARE BASED ON RECORDS OF VARIOUS UTILITY COMPANIES, AND WHEREVER POSSIBLE, MEASUREMENTS TAKEN IN THE FIELD. THIS INFORMATION IS NOT TO BE RELIED UPON AS BEING EXACT OR COMPLETE. THE LOCATION OF ALL UNDERGROUND UTILITIES AND STRUCTURES SHALL BE VERIFIED IN THE FIELD BY THE CONTRACTOR PRIOR TO THE START OF CONSTRUCTION. THE CONTRACTOR MUST CONTACT THE APPROPRIATE UTILITY COMPANY, ANY GOVERNING PERMITTING AUTHORITY IN THE CITY, AND "DIGSAFE" (1-800-344-7233) AT LEAST 72 HOURS PRIOR TO ANY EXCAVATION WORK IN PREVIOUSLY UNALTERED AREAS TO REQUEST EXACT FIELD LOCATION OF UTILITIES. IT SHALL BE THE RESPONSIBILITY OF THE CONTRACTOR TO RESOLVE CONFLICTS BETWEEN THE PROPOSED UTILITIES AND FIELD-LOCATED UTILITIES AND SHALL REPORT ANY DISCREPANCIES TO THE LANDSCAPE ARCHITECT IMMEDIATELY. THE OWNER ASSUMES NO RESPONSIBILITY FOR DAMAGES INCURRED AS A RESULT OF UTILITIES OMITTED,

DEMOLITION PLAN SPECIAL NOTES

- 1 SAWCUT, REMOVE & DISPOSE ASPHALT TO LIMITS SHOWN (TYP)

2 REMOVE & DISPOSE TENNIS COURT FENCING & LIGHTING

3 MILL EX. ASPHALT IN PLACE  
ADD/ALT #1: REMOVE & DELIVER MILLINGS TO ROGER WILLIAMS PARK, COORDINATE WITH OWNER.

4 REMOVE & DISPOSE PRECAST CONCRETE CURB

5 CHAINLINK FENCE ADJACENT TO HANDBALL COURTS TO REMAIN

6 REMOVE & DISPOSE CONCRETE PIPE FOUNTAIN

7 STRIP TURF & TOPSOIL TO 12" DEPTH

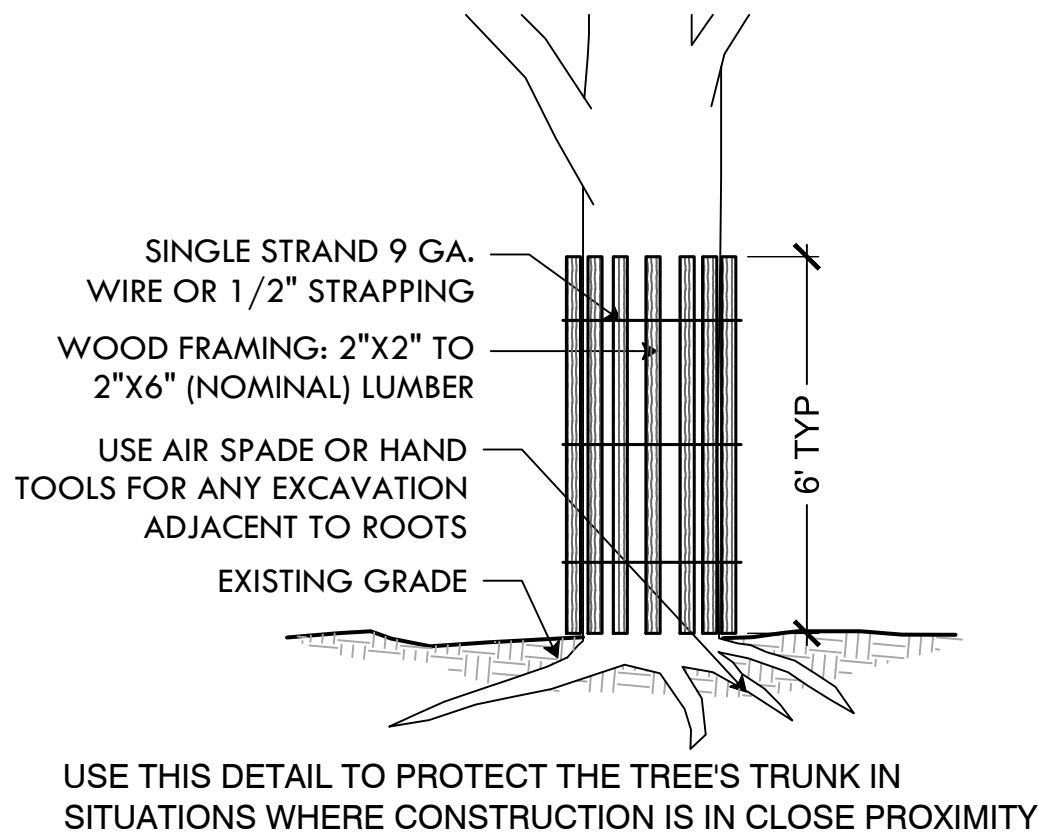
8 FURNISH & INSTALL EROSION CONTROL AROUND CATCH BASIN (SEE DETAIL 1, THIS SHEET)

9 ADD/ALT #2: REMOVE & DISPOSE CONCRETE LAMP POLE BASE, CUT AND BURY WIRING (TYP)  
BASE BID: NO WORK

10 ADD/ALT #3: REMOVE & DISPOSE CHAINLINK FENCE AROUND BASEBALL FIELD (TYP)  
BASE BID: NO WORK

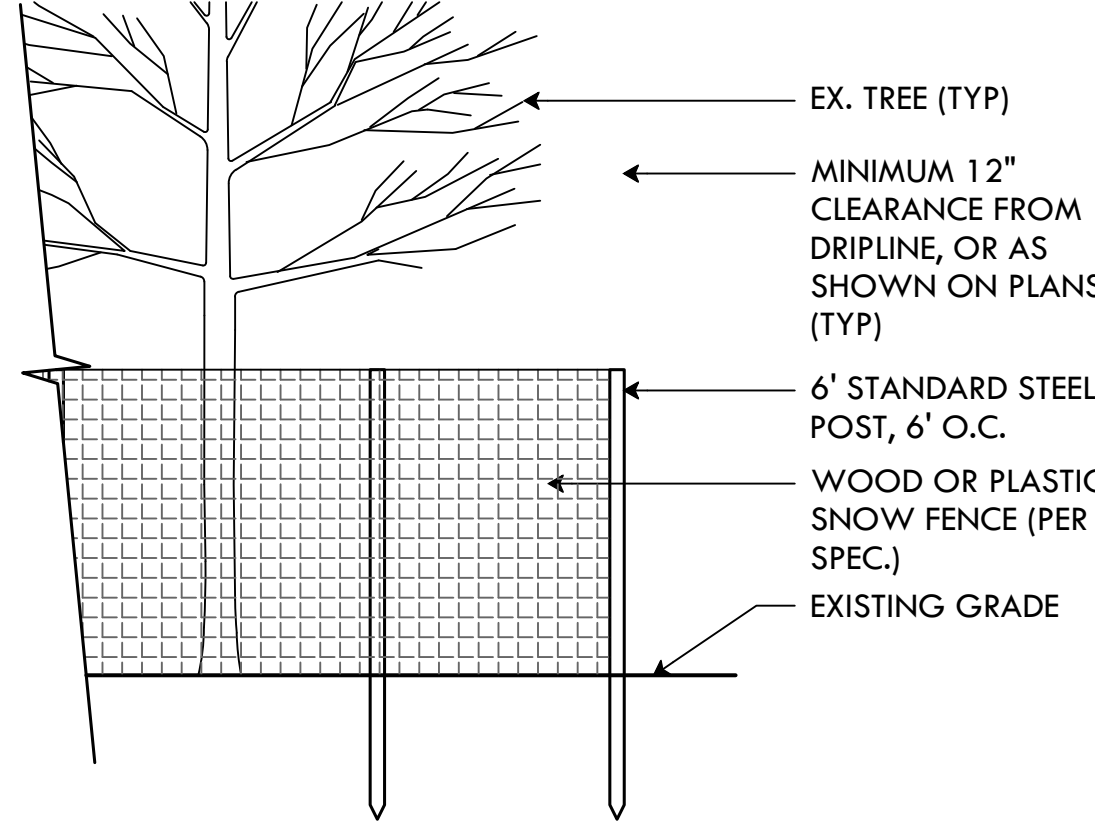
11 ADD/ALT #4: REMOVE & DISPOSE 8' SECTION OF RAILING  
BASE BID: NO WORK

TREE TRUNK PROTECTION



2 TREE PROTECTION DEVICES NTS

DRILINE TREE PROTECTION



DATE					
REVISION					
NO.					

EX. CONDITIONS/DEMO PLAN  
WALKWAY IMPROVEMENTS AT CORLISS PARK  
30 CORINA ST - PROVIDENCE, RI

FILE CORLISS-2022-PLANS.dwg

DATE:	11.21.2022
SCALE:	1"=30'
DRAWN BY: SG	SHEET NO. L-2
CHECKED/ APPROVED: MG	2 OF 4



PROVIDENCE  
PARKS DEPARTMENT

DALRYMPLE BOATHOUSE  
ROGER WILLIAMS PARK  
PROVIDENCE, RI 02905

COPYRIGHT (C) CITY OF  
PROVIDENCE PARKS  
DEPARTMENT. ALL RIGHTS  
RESERVED 2022.

NO PART OF THIS DOCUMENT MAY BE  
REPRODUCED, STORED IN A RETRIEVAL  
SYSTEM OR TRANSMITTED IN ANY FORM OR  
BY ANY MEANS, ELECTRONIC,  
MECHANICAL, PHOTOCOPYING,  
RECORDING OR OTHERWISE WITHOUT THE  
PRIOR WRITTEN PERMISSION OF THE CITY  
OF PROVIDENCE PARKS DEPARTMENT. ANY  
MODIFICATIONS TO THIS DOCUMENT  
WITHOUT THE WRITTEN PERMISSION OF  
THE CITY OF PROVIDENCE PARKS  
DEPARTMENT SHALL RENDER IT INVALID  
AND UNUSABLE.

DATE					
REVISION					
NO.					

LANDSCAPE PLAN  
WALKWAY IMPROVEMENTS AT CORLISS PARK  
30 CORINA ST - PROVIDENCE, RI

FILE: CORLISS-2022-PLANS.dwg

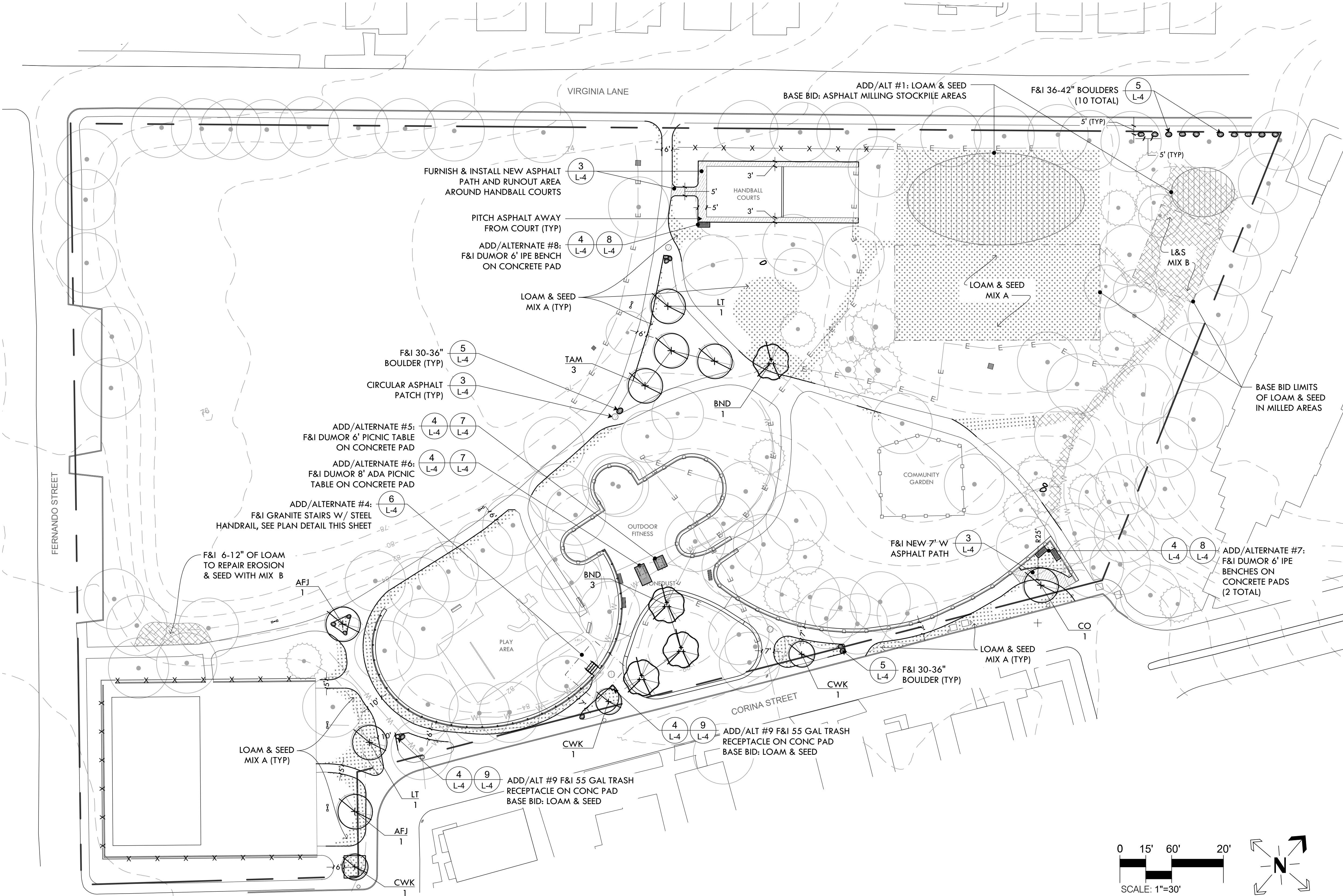
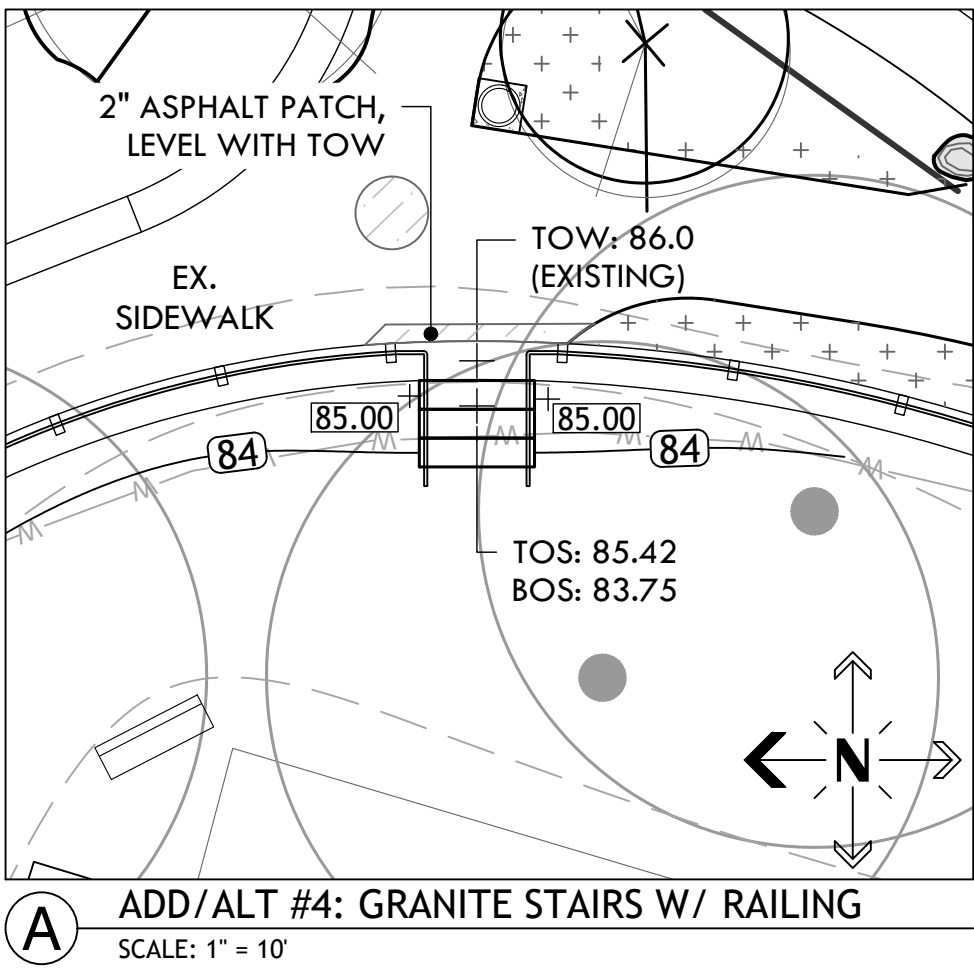
DATE: 11.21.2022

SCALE: 1"=30'

DRAWN BY: SG SHEET NO.

CHECKED/  
APPROVED: MG L-3

3 OF 4



LANDSCAPE PLAN LEGEND

	NEW 2" ASPHALT PAVING	
	LOAM & SEED MIX A - SUN	
	LOAM & SEED MIX B - SHADE	
	ASPHALT MILLING STOCKPILE AREA	
	LANDSCAPE BOULDERS	
	PROPOSED TREES	

LAYOUT NOTES

- ALL LINES AND DIMENSIONS ARE PARALLEL OR PERPENDICULAR TO THE LINES FROM WHICH THEY ARE MEASURED UNLESS OTHERWISE INDICATED.
- STORAGE AREAS FOR CONTRACTOR'S EQUIPMENT AND MATERIALS SHALL BE ON AND WITHIN LIMITS OF WORK AS SHOWN ON THE PLANS AND AS APPROVED BY THE OWNER'S REPRESENTATIVE.
- CONTRACTOR SHALL VERIFY ALL EXISTING CONDITIONS IN THE FIELD AND REPORT ANY DISCREPANCIES IN THE PLAN TO THE OWNER'S REPRESENTATIVE PRIOR TO STARTING WORK.
- ALL LAYOUTS FOR WALKS AND PATHS SHALL BE ADEQUATELY STAKED BY THE CONTRACTOR AND APPROVED BY THE OWNER'S REPRESENTATIVE PRIOR TO CONSTRUCTION.
- ALL PLACEMENT OF SITE FURNISHINGS, BOULDERS, PLAY STRUCTURES AND TREES TO BE APPROVED BY LANDSCAPE ARCHITECT PRIOR TO INSTALLATION.

PLANT SCHEDULE			
KEY	QTY	BOTANICAL NAME COMMON NAME	NOTES
TREES			
AFJ	2	Acer x freemani 'Jeffersred' Autumn Blaze Freeman Maple	2-2.5" Cal. LIMB TO 7'
BND	4	Betula nigra 'Dura-Heat' Heat Tolerant River Birch	8-10' clump LIMB TO 7'
CO	1	Celtis occidentalis American Hackberry	2-2.5" Cal LIMB TO 7'
CWK	3	Crataegus viridis 'Winter King' Winter King Hawthorn	1.5-2" Cal.
LT	2	Liriodendron tulipifera Tulip Tree	2-2.5" Cal. LIMB TO 7'
TAM	3	Tilia americana 'McKsentry' American Sentry Linden	2.5-3" Cal. LIMB TO 7'



PROVIDENCE  
PARKS DEPARTMENT

DALRYMPLE BOATHOUSE  
ROGER WILLIAMS PARK  
PROVIDENCE, RI 02905

COPYRIGHT (C) CITY OF  
PROVIDENCE PARKS  
DEPARTMENT. ALL RIGHTS  
RESERVED 2022.

NO PART OF THIS DOCUMENT MAY BE  
REPRODUCED, STORED IN A RETRIEVAL  
SYSTEM OR TRANSMITTED IN ANY FORM OR  
BY ANY MEANS, ELECTRONIC,  
MECHANICAL, PHOTOCOPYING,  
RECORDING OR OTHERWISE WITHOUT THE  
PRIOR WRITTEN PERMISSION OF THE CITY  
OF PROVIDENCE PARKS DEPARTMENT. ANY  
MODIFICATIONS TO THIS DOCUMENT  
WITHOUT THE WRITTEN PERMISSION OF  
THE CITY OF PROVIDENCE PARKS  
DEPARTMENT SHALL RENDER IT INVALID  
AND UNUSABLE.

DATE					
REVISION					
NO.					

CONSTRUCTION DETAILS  
WALKWAY IMPROVEMENTS AT CORLISS PARK  
30 CORINA ST - PROVIDENCE, RI

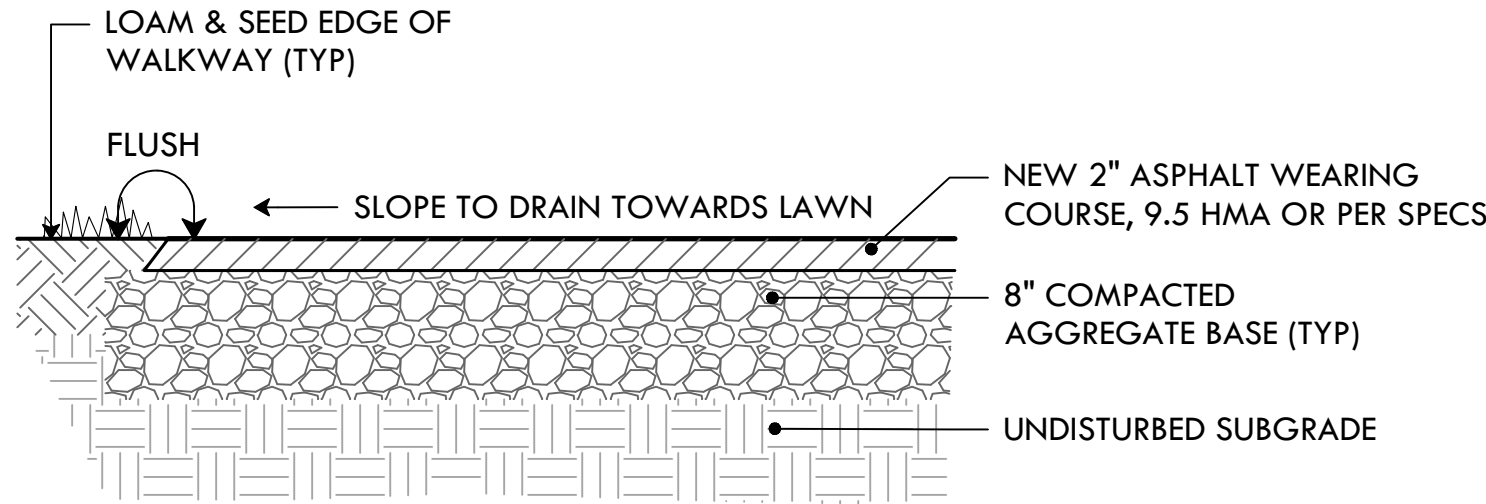
FILE: CORLISS-2022-PLANS.dwg

DATE: 11.21.2022

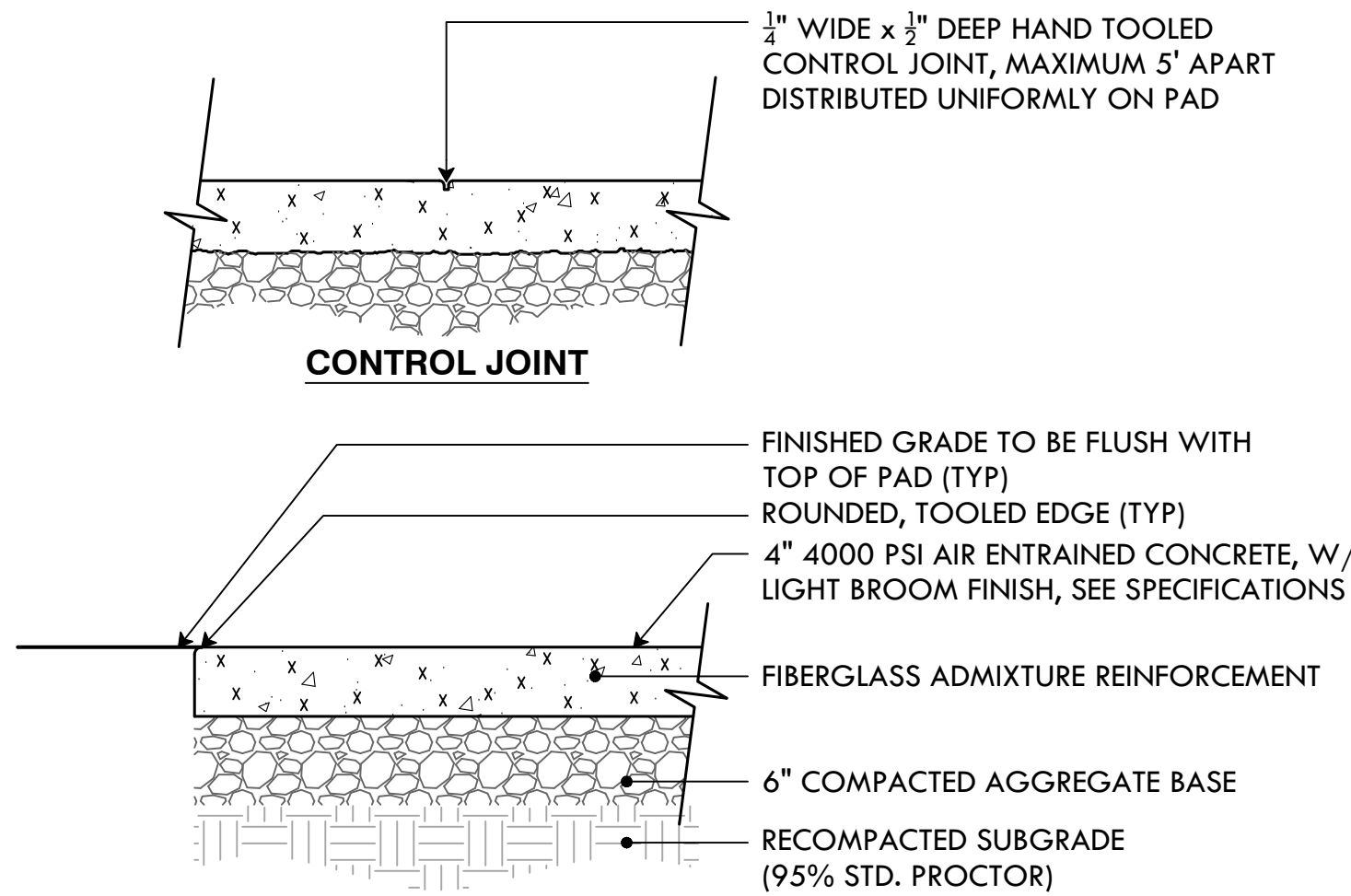
SCALE: NTS

DRAWN BY: SG SHEET NO.

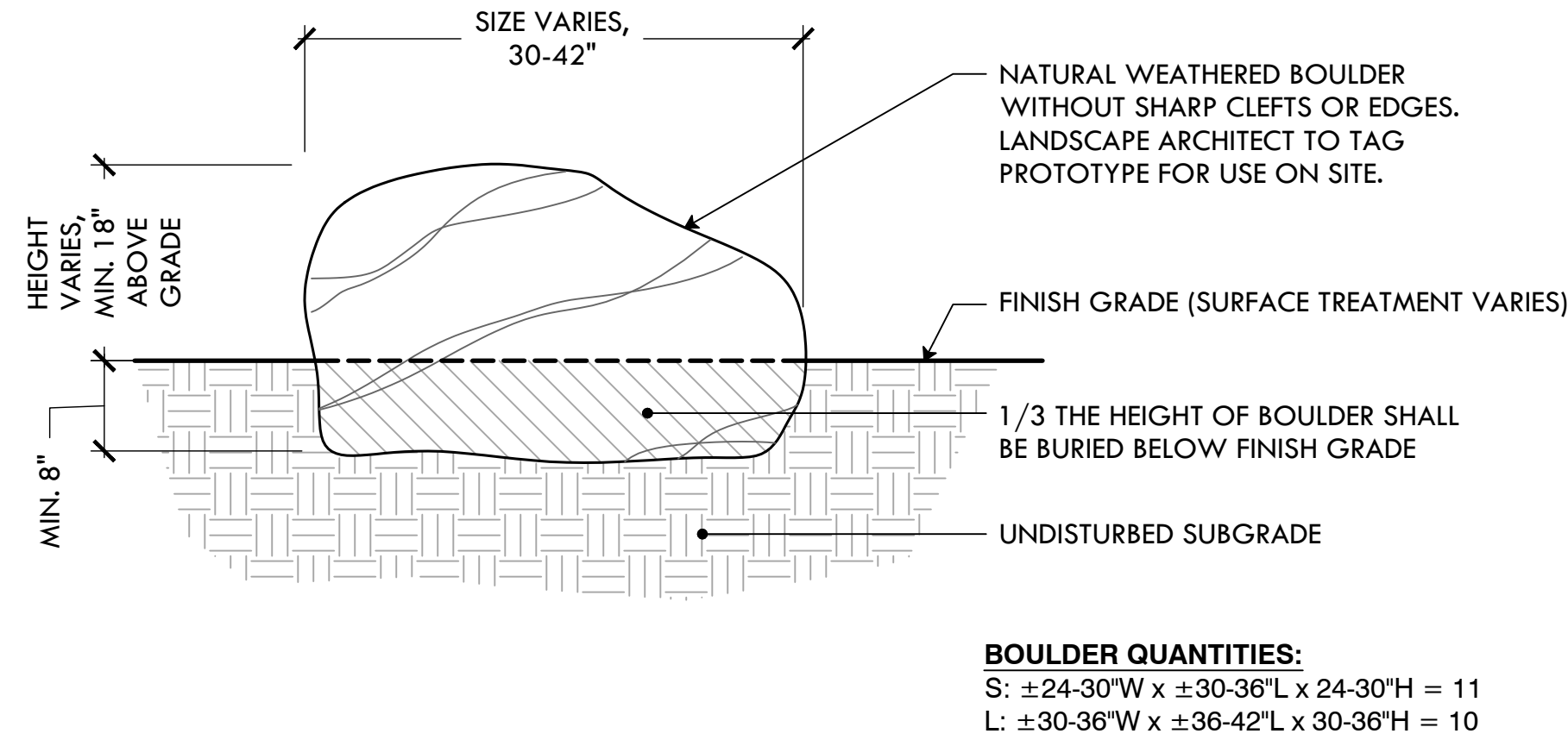
CHECKED/  
APPROVED: MG  
L-4  
4 OF 4



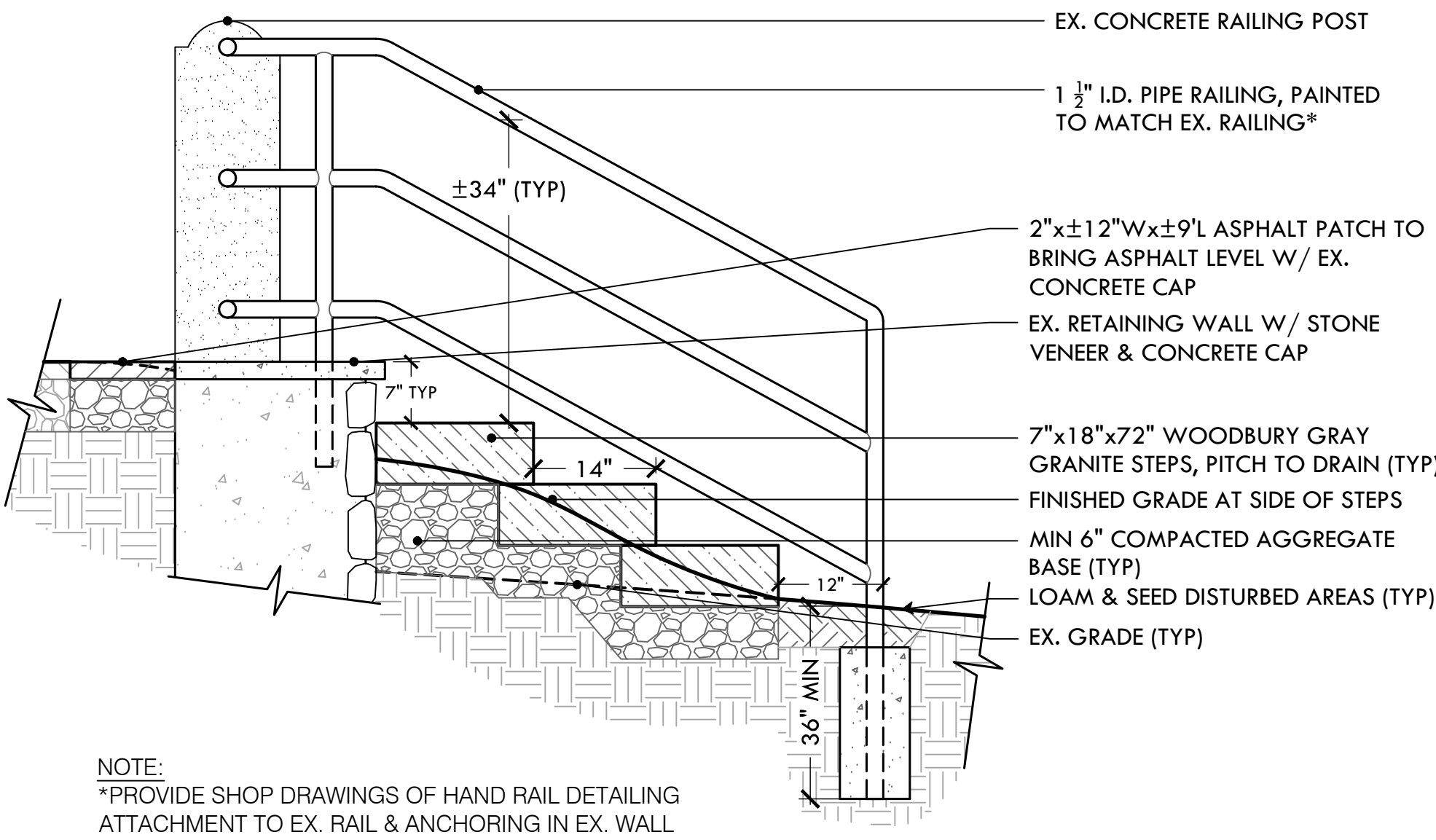
3 2" ASPHALT WALKWAY  
NTS



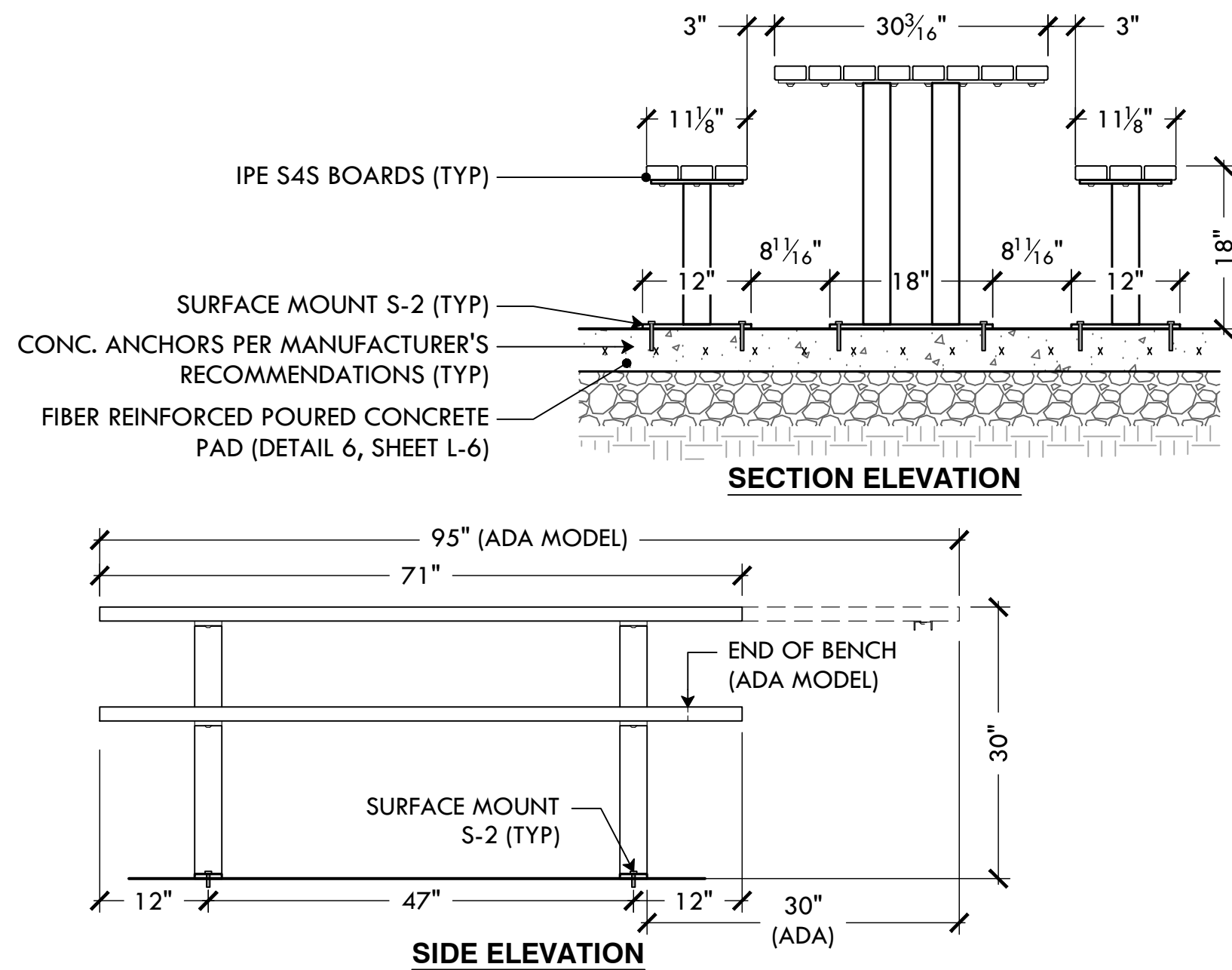
4 4" POURED CONCRETE PAD  
NTS



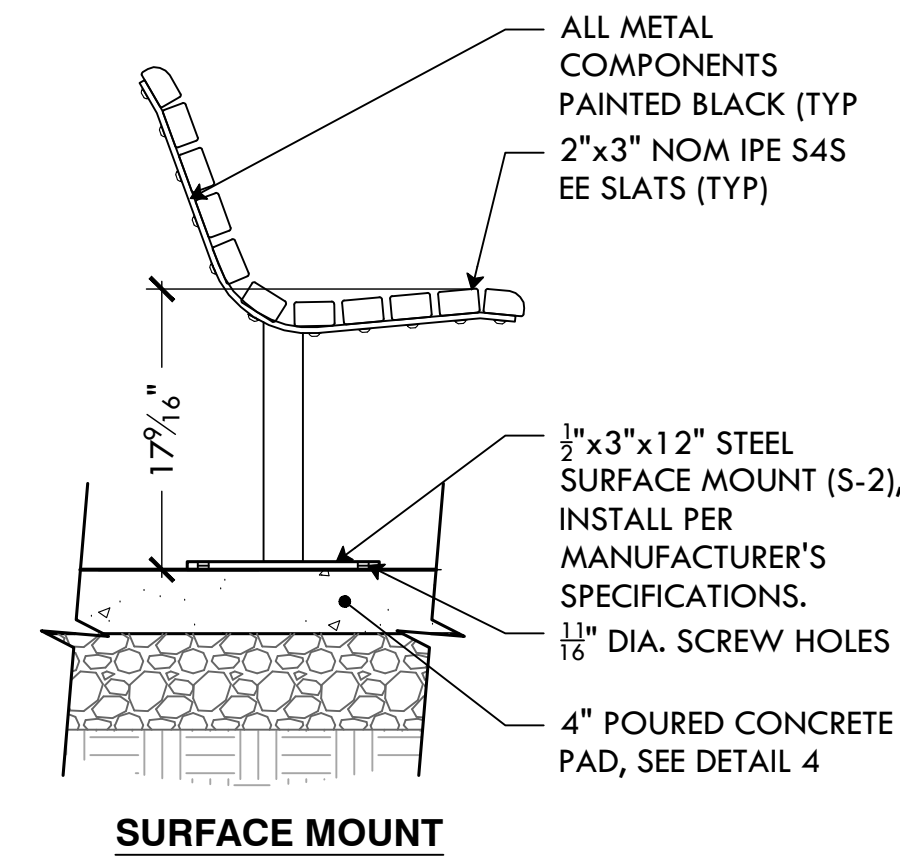
5 LANDSCAPE BOULDER  
NTS



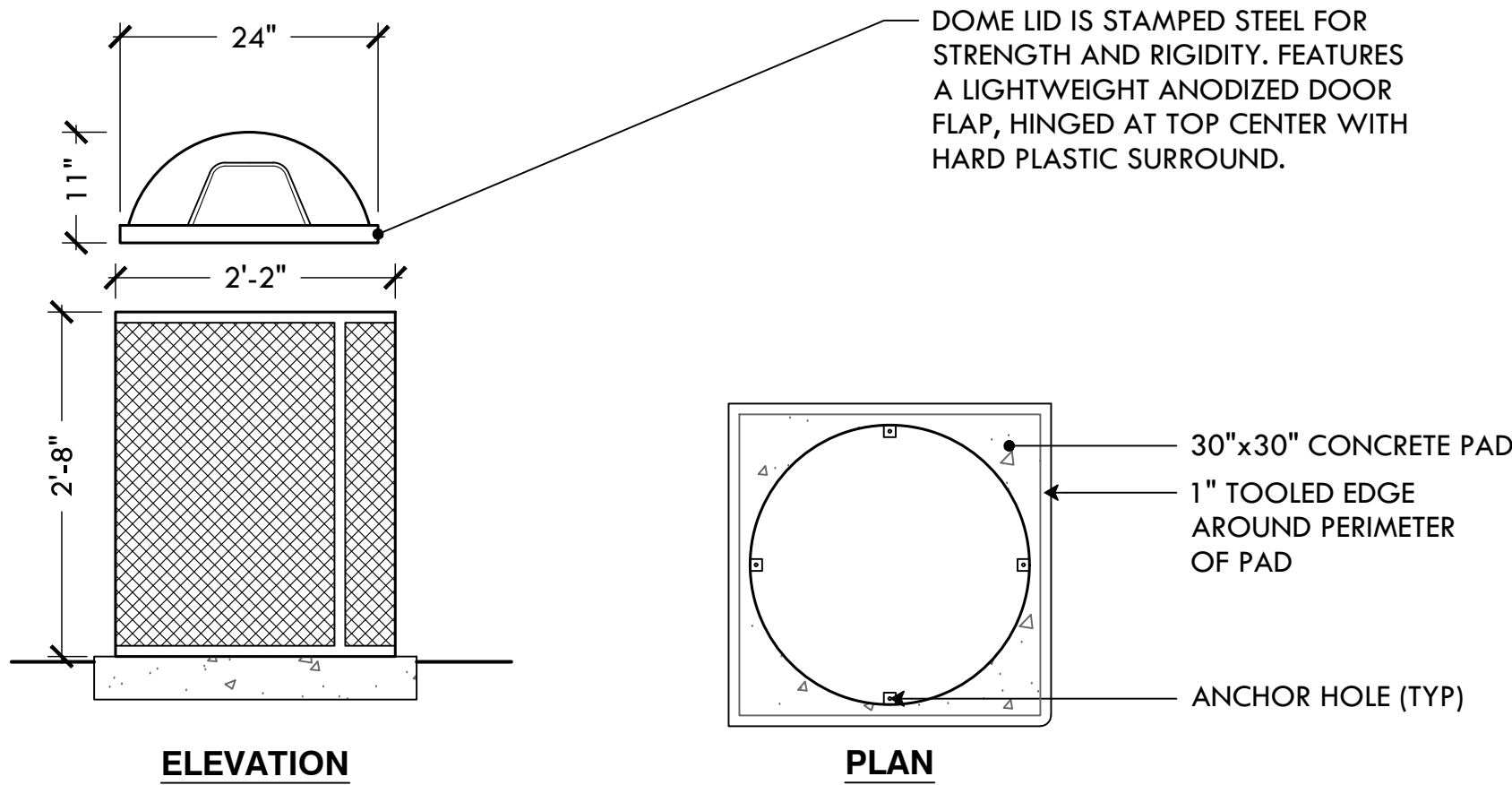
6 ADD/ALT #4: POURED-IN-PLACE CONCRETE STAIRS W/ RAILING  
NTS



7 ADD/ALT #5/6: DUMOR 6' PICNIC TABLE/8' ADA PICNIC TABLE  
NTS



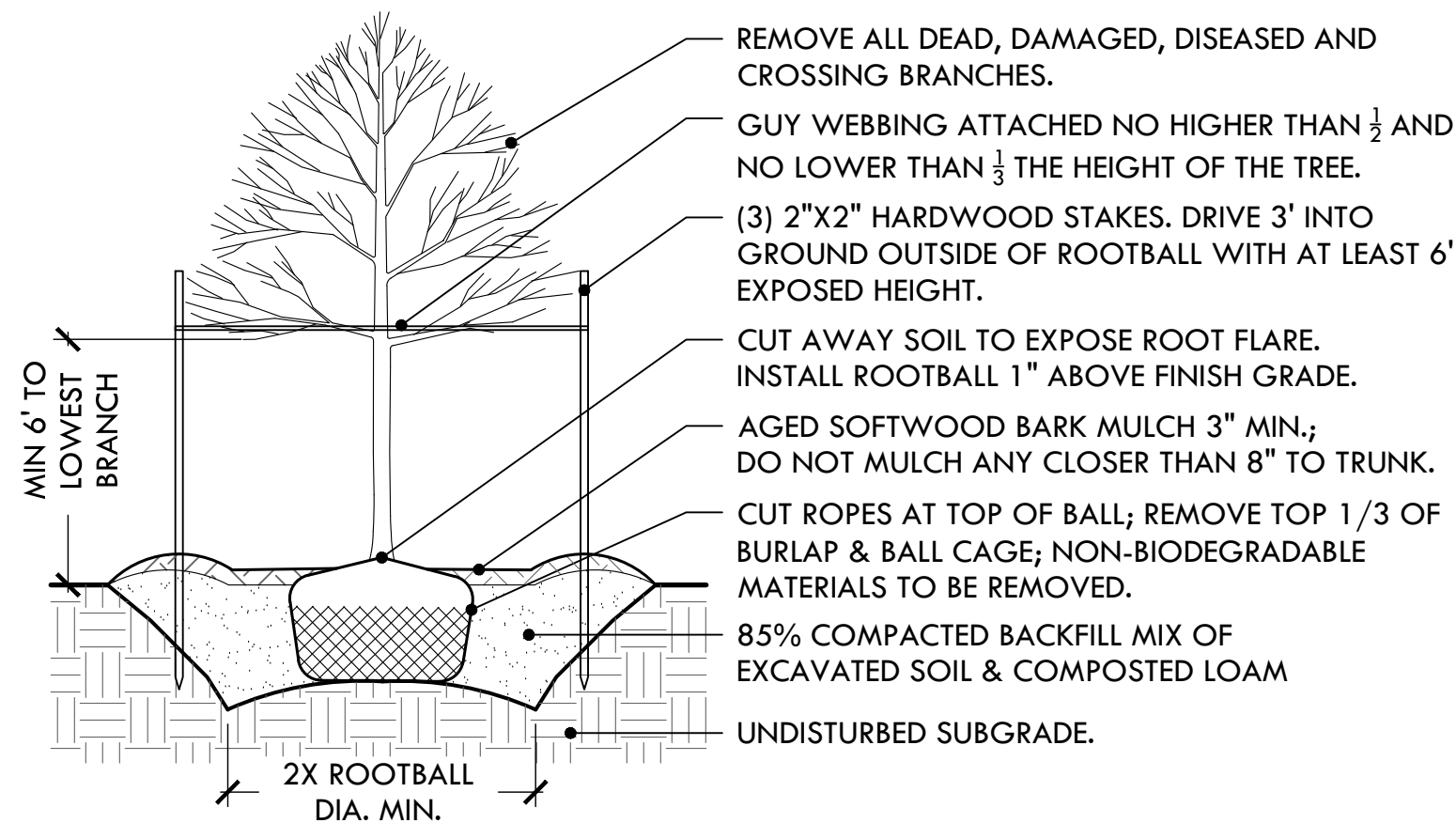
8 ADD/ALT #7/8: DUMOR 6' IPE BENCH MODEL  
NTS



NOTES

- SEE DETAIL 6 FOR CONCRETE PAD UNIT SHOULD BE SECURED TO CONCRETE PAD USING THE FOUR (4) ANCHOR HOLES.
- PRODUCT MANUFACTURED BY THE CARY COMPANY, PART# :26BTR5/ETR55/DL32, COLOR :BLACK, MATERIAL :STEEL
- METAL WRAP: 3/4" 9 GAUGE EXPANDED
- VERTICAL SUPPORT BANDS: 12 GAUGE
- HORIZONTAL SUPPORT BANDS: 12 GAUGE FORMED

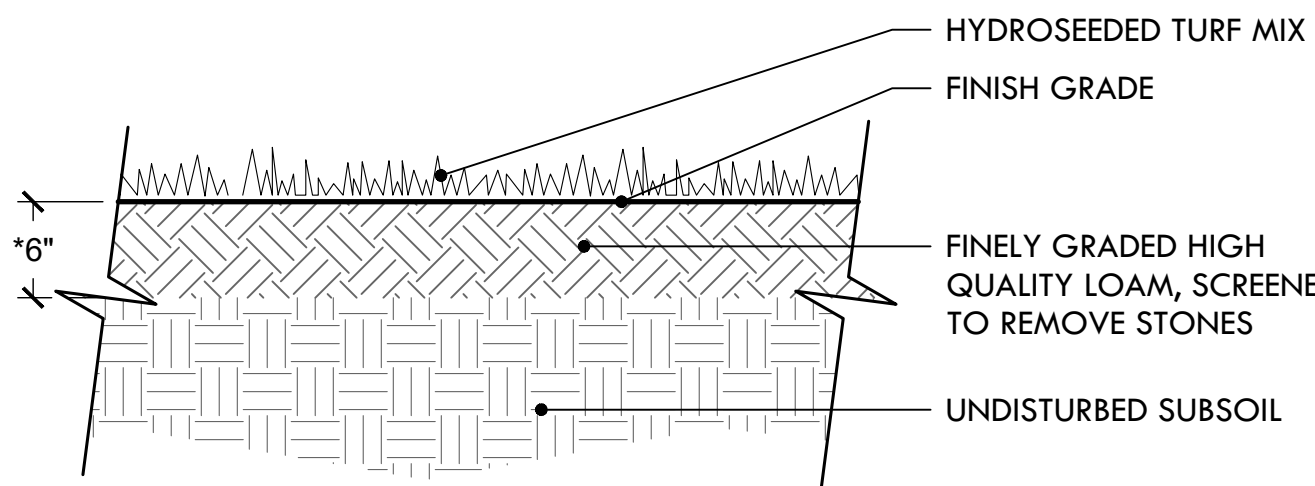
9 ADD/ALT #9: 55 GAL TRASH RECEPTACLE ON CONCRETE PAD  
NTS



10 DECIDUOUS TREE PLANTING  
NTS

GRASS SEED MIX A - SUN	
30%	IMPROVED PERENNIAL RYE
30%	TURF TYPE TALL FESCUE
35%	CHEWINGS FESCUE
5%	MINIATURE OR DUTCH WHITE CLOVER

GRASS SEED MIX B - SHADE	
25%	IMPROVED PERENNIAL RYE
25%	CREeping RED FESCUE
20%	CHEWINGS FESCUE
20%	HARD FESCUE
5%	IMPROVED KENTUCKY BLUE
5%	POA TRIVIALIS



NOTES:

- USE A PROCESSED WOOD FIBER MULCH OR WOOD/PAPER BLEND
- ADD DOLOMITIC LIME AND 18-24-12 STARTER FERTILIZER TO LOAM PRIOR TO HYDROSEEDING
- \*DEPTH OF LOAM MAY BE LESS THAN 6" IN AREAS OF TRANSITION (FEATHERING) TO EXISTING LAWN AND FOR REPAIR TO DISTURBED AREAS.
- DISTURBED AREAS TO BE AERATED, TOP-DRESSED W/ LOAM & SLICE-SEEDED.

11 LOAM & HYDROSEED  
NTS