

Commander Kevin M. Lanni  
Providence Police Department  
325 Washington Street  
Providence, RI 02903  
email: [klanni@providenceri.gov](mailto:klanni@providenceri.gov)  
401-413-9319



TO: Providence External Review Authority  
FROM: Commander Kevin M. Lanni  
DATE: October 1<sup>st</sup>, 2023  
CC: Council President Rachel Miller  
SUBJECT: Providence Community – Police Relations Act 1<sup>st</sup> Quarter Report 2023-2024

---

***PERA Report July 1<sup>st</sup> – September 30<sup>th</sup>, 2023 1<sup>st</sup> Quarter Report 2023-2024***

The briefing report addresses the following requirements under:

**Subsection (i) Complaints received by the Office of Professional Responsibility**

**Ordinance 18 1/2-4(i)**

**C. "Complaints received by the Office of Professional Responsibility involving alleged violations of one or more provisions of this section."**

Complaints received between July 1<sup>st</sup> – September 30<sup>th</sup>, 2023.

On 8-15-23, a male subject filed a complaint stated an officer reached for his property and he did not give a consent to be searched. The subject was operating an electric scooter. Investigation revealed an undercover officer working with a statewide task force that was conducting surveillance on a location, observed the complainant wearing a hooded sweatshirt with the hood up and carrying shoulder bag commonly used to carry firearms. The officer detained the citizen and conducted a "terry pat" on the bag, never opening the bag. This office called the complainant on several times, never being able to make contact, or receive a return call. The subject lists his address in Bronx, NY.

On 8-23-23, a male subject filed a complaint stating that on 2-15-23 he was illegally detained, assaulted and arrested while he was doing nothing more that walking on a public sidewalk. Investigation reveals that officers were responding to a call of a breaking and entering in progress and detained the complainant walking by the scene. This case is pending a formal civilian complaint hearing.

On 8-28-23, a male subject filed a complaint stating he was stopped in traffic in Olneyville when a Black infinity with Massachusetts plates pulled in front of him and a white male exited and approached him. At the same time, a Navy-Blue Ford F150 with unknown plates pulled up behind him and more white males from the truck approached him. The subject states all males were in plain clothes and had firearms on the right hip and he believed them to be police officers. He states he was removed from his vehicle and his car was searched. A review of the master list of police undercover vehicles reveals that this department does not have a Navy-blue Ford F150 in the fleet, nor does the department have a black infinity with Massachusetts plates. Further, a check of radio transmissions for the time and date of the stop was conducted and was absent a car stop by undercover detectives.

**Subsection (ii)**

**G.O.'s 1<sup>st</sup> Quarter Report for policies that were revised, reissued and/or new from July 1<sup>st</sup> – September 30<sup>th</sup>, 2023, and entered into PowerDMS:**

460.01- Unmanned Aircraft System

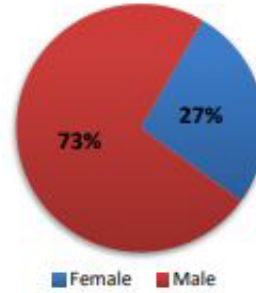
330.17 Mentally Ill Persons

**Subsection (iii) Traffic Stop Surveys – Driver Details and Outcomes – Vehicles Searched:**



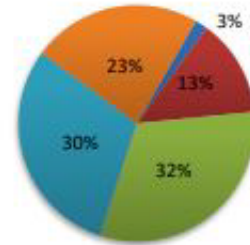
**Traffic Stop Surveys FY 23-24 1st Quarter (CY 2023 Q3)  
Driver Details and Outcomes**

Gender of Driver			
Race of Driver	Female	Male	Total
Asian/PI/EI	12	39	51
Black Hispanic	64	332	396
Black Non-Hispanic	167	767	934
Native American	1	3	4
White Hispanic	203	686	889
White Non-Hispanic	183	504	687
<b>Total</b>	<b>630</b>	<b>2331</b>	<b>2961</b>



Race of Driver	Stops	% ttl
Asian/PI/EI	51	2%
Black Hispanic	396	13%
Black Non-Hispanic	934	32%
Native American	4	0%
White Hispanic	889	30%
White Non-Hispanic	687	23%
<b>Total</b>	<b>2961</b>	<b>100%</b>

- Asian/PI/EI
- Black Hispanic
- Black Non-Hispanic
- Native American
- White Hispanic
- White Non-Hispanic



Age of Driver									
	20 & Under	21 - 30	31 - 40	41 - 50	51 - 60	61 - 70	71 & Above	N/A	Total
<b>Female</b>	<b>35</b>	<b>242</b>	<b>187</b>	<b>88</b>	<b>47</b>	<b>24</b>	<b>5</b>	<b>2</b>	<b>630</b>
Asian/PI/EI	2	5	2	2	1	0	0	0	12
Black Hispanic	3	21	22	11	5	2	0	0	64
Black Non-Hispanic	11	76	53	18	7	2	0	0	167
Native American	0	0	1	0	0	0	0	0	1
White Hispanic	12	80	58	31	12	8	1	1	203
White Non-Hispanic	7	60	51	26	22	12	4	1	183
<b>Male</b>	<b>227</b>	<b>895</b>	<b>619</b>	<b>323</b>	<b>145</b>	<b>90</b>	<b>21</b>	<b>11</b>	<b>2331</b>
Asian/PI/EI	7	12	8	7	5	0	0	0	39
Black Hispanic	32	138	94	38	20	8	1	1	332
Black Non-Hispanic	82	321	207	99	35	20	2	1	767
Native American	0	0	1	0	1	0	0	1	3
White Hispanic	84	278	181	92	25	15	8	3	686
White Non-Hispanic	22	146	128	87	59	47	10	5	504
<b>Total</b>	<b>35</b>	<b>242</b>	<b>187</b>	<b>88</b>	<b>47</b>	<b>24</b>	<b>5</b>	<b>2</b>	<b>630</b>
	9%	39%	27%	14%	7%	4%	1%	13	2961

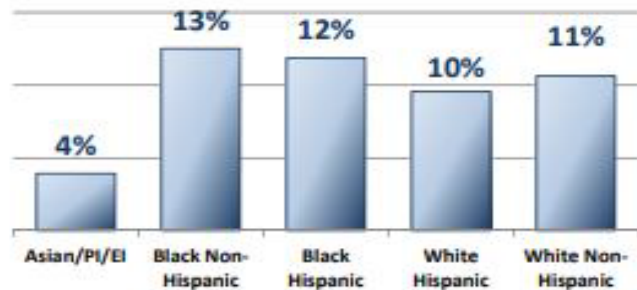
Data source: Providence Police Department Stop Survey Database



## Traffic Stop Surveys FY 23-24 1st Quarter (CY 2023 Q3) Driver Details and Outcomes

Outcome of Stop							
	Arrest Driver	Arrest Passenger	M/V Citation	N/D	No Action	Warning	Total
<b>Female</b>	<b>10</b>	<b>5</b>	<b>339</b>	<b>0</b>	<b>54</b>	<b>222</b>	<b>630</b>
Asian/PI/EI	0	0	7	0	1	4	12
Black Hispanic	0	0	32	0	1	31	64
Black Non-Hispanic	3	0	67	0	22	75	167
Native American	0	0	0	0	0	1	1
White Hispanic	0	1	133	0	11	58	203
White Non-Hispanic	7	4	100	0	19	53	183
<b>Male</b>	<b>86</b>	<b>20</b>	<b>678</b>	<b>13</b>	<b>399</b>	<b>1135</b>	<b>2331</b>
Asian/PI/EI	2	0	17	1	4	15	39
Black Hispanic	11	1	88	2	55	175	332
Black Non-Hispanic	28	11	154	6	153	415	767
Native American	1	0	0	0	0	2	3
White Hispanic	25	6	247	1	110	297	686
White Non-Hispanic	19	2	172	3	77	231	504
<b>Total</b>	<b>96</b>	<b>25</b>	<b>1017</b>	<b>13</b>	<b>453</b>	<b>1357</b>	<b>2961</b>

Vehicle Search			
	No	Yes	Total
<b>Female</b>	<b>611</b>	<b>19</b>	<b>630</b>
Asian/PI/EI	12	0	12
Black Hispanic	63	1	64
Black Non-Hispanic	164	3	167
Native American	1	0	1
White Hispanic	200	3	203
White Non-Hispanic	171	12	183
<b>Male</b>	<b>2025</b>	<b>306</b>	<b>2331</b>
Asian/PI/EI	37	2	39
Black Hispanic	286	46	332
Black Non-Hispanic	653	114	767
Native American	2	1	3
White Hispanic	604	82	686
White Non-Hispanic	443	61	504
<b>Total</b>	<b>2636</b>	<b>325</b>	<b>2961</b>



Ex. If 100 stops of Asian drivers results in 10 searches then 10% of Asian drivers are searched